



US00D654705S

(12) **United States Design Patent**
Goodman et al.

(10) **Patent No.:** **US D654,705 S**

(45) **Date of Patent:** **** Feb. 28, 2012**

(54) **SINGLE FLOWER
OVER-THE-CABINET/DRAWER HOOK
SUPPORT FOR HOUSEHOLD ITEMS**

(75) Inventors: **Sheldon H. Goodman**, Solon, OH (US);
Omer I. Sazir, Cleveland, OH (US);
Patrick Triato, Tremont, OH (US)

(73) Assignee: **Spectrum Diversified Designs, Inc.**,
Streetsboro, OH (US)

(**) Term: **14 Years**

(21) Appl. No.: **29/341,400**

(22) Filed: **Aug. 5, 2009**

(51) **LOC (9) Cl.** **06-08**

(52) **U.S. Cl.** **D6/323**

(58) **Field of Classification Search** D6/315-328;
223/85-98; 211/1, 13.1, 85.3, 183; 40/322
See application file for complete search history.

(56) **References Cited**

U.S. PATENT DOCUMENTS

D28,028 S *	12/1897	Walker	D6/323
D154,554 S *	7/1949	Lipsitz	D6/316
D172,842 S *	8/1954	Scheer et al.	D6/564
2,968,408 A *	1/1961	Weidt	211/85.3
D224,866 S *	10/1972	Hammer	D6/316
D331,855 S	12/1992	Kaplan		
5,890,638 A *	4/1999	Woloshen	224/247
D416,788 S *	11/1999	Jones et al.	D8/395
D421,565 S *	3/2000	Jones et al.	D8/395
D438,714 S	3/2001	Osborne		
D441,966 S *	5/2001	Lai	D6/316
D444,377 S	7/2001	Harvey		
D446,658 S	8/2001	Osborne		
D467,791 S	12/2002	Goodman et al.		

D468,624 S	1/2003	Goodman et al.	
D468,949 S	1/2003	Howard	
D478,450 S	8/2003	Howard	
D482,600 S	11/2003	Dretzka	
D557,120 S	12/2007	Snell	
D576,021 S	9/2008	Goodman et al.	
D580,185 S *	11/2008	Lee D6/323
D587,936 S	3/2009	Johnson	
D608,579 S	1/2010	Goodman et al.	

* cited by examiner

Primary Examiner — Prabhakar Deshmukh

(74) *Attorney, Agent, or Firm* — Pearne & Gordon LLP

(57) **CLAIM**

The ornamental design for a single flower over-the-cabinet/drawer hook support for household items, as shown and described.

DESCRIPTION

FIG. 1 is a perspective view of a single flower over-the-cabinet/drawer support for household items showing our new design;

FIG. 2 is a rear elevational view thereof;

FIG. 3 is a top plan view thereof;

FIG. 4 is a front elevational view thereof;

FIG. 5 is a bottom plan view thereof;

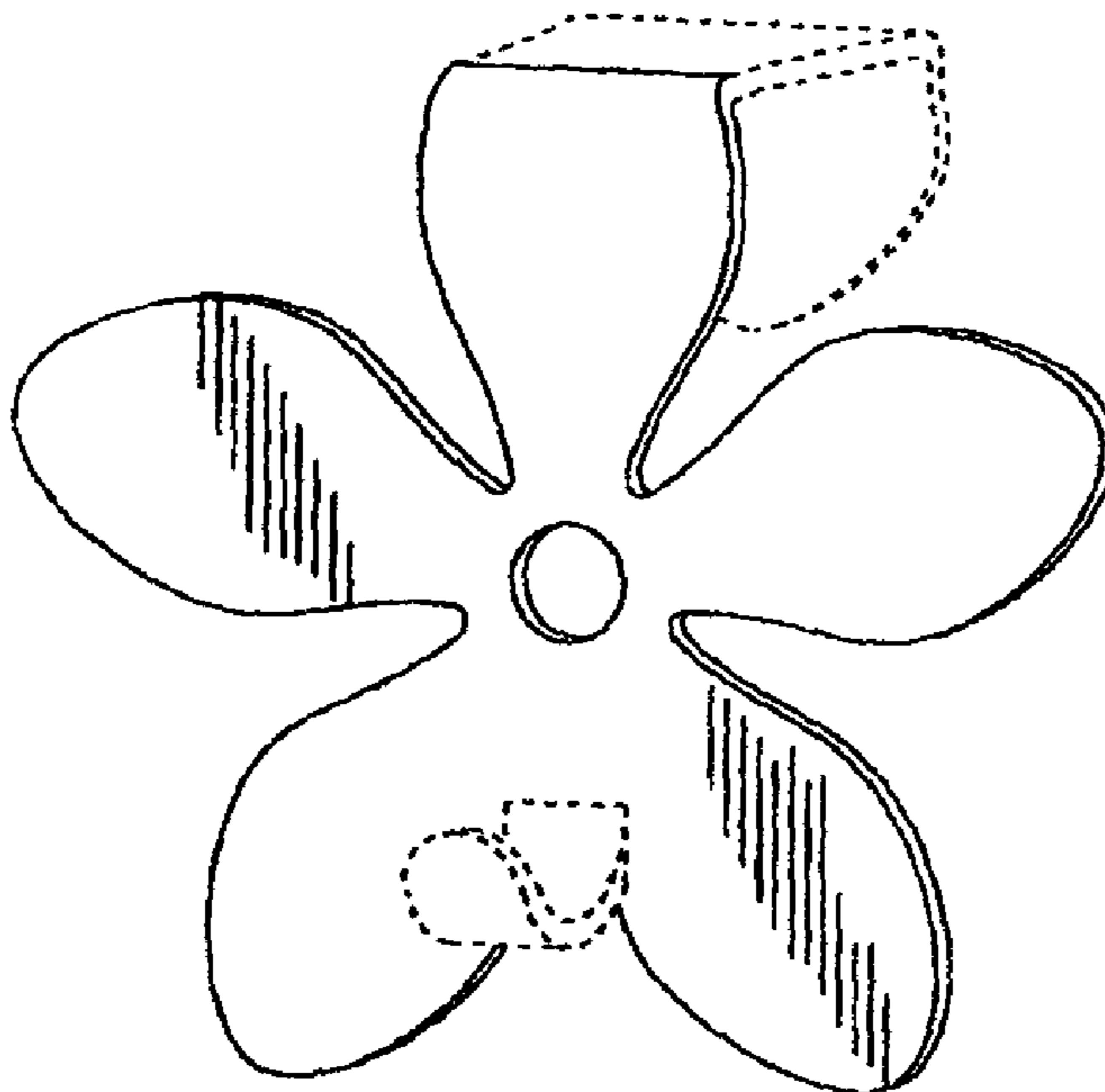
FIG. 6 is a right side elevational view thereof, the left side elevational view being a mirror image thereof;

FIG. 7 is a front elevational view thereof, showing in its different environmental use; and,

FIG. 8 is a front elevational view thereof, showing it's another environmental use.

The broken lines illustrate the environmental matters and form no part of the claimed design.

1 Claim, 3 Drawing Sheets



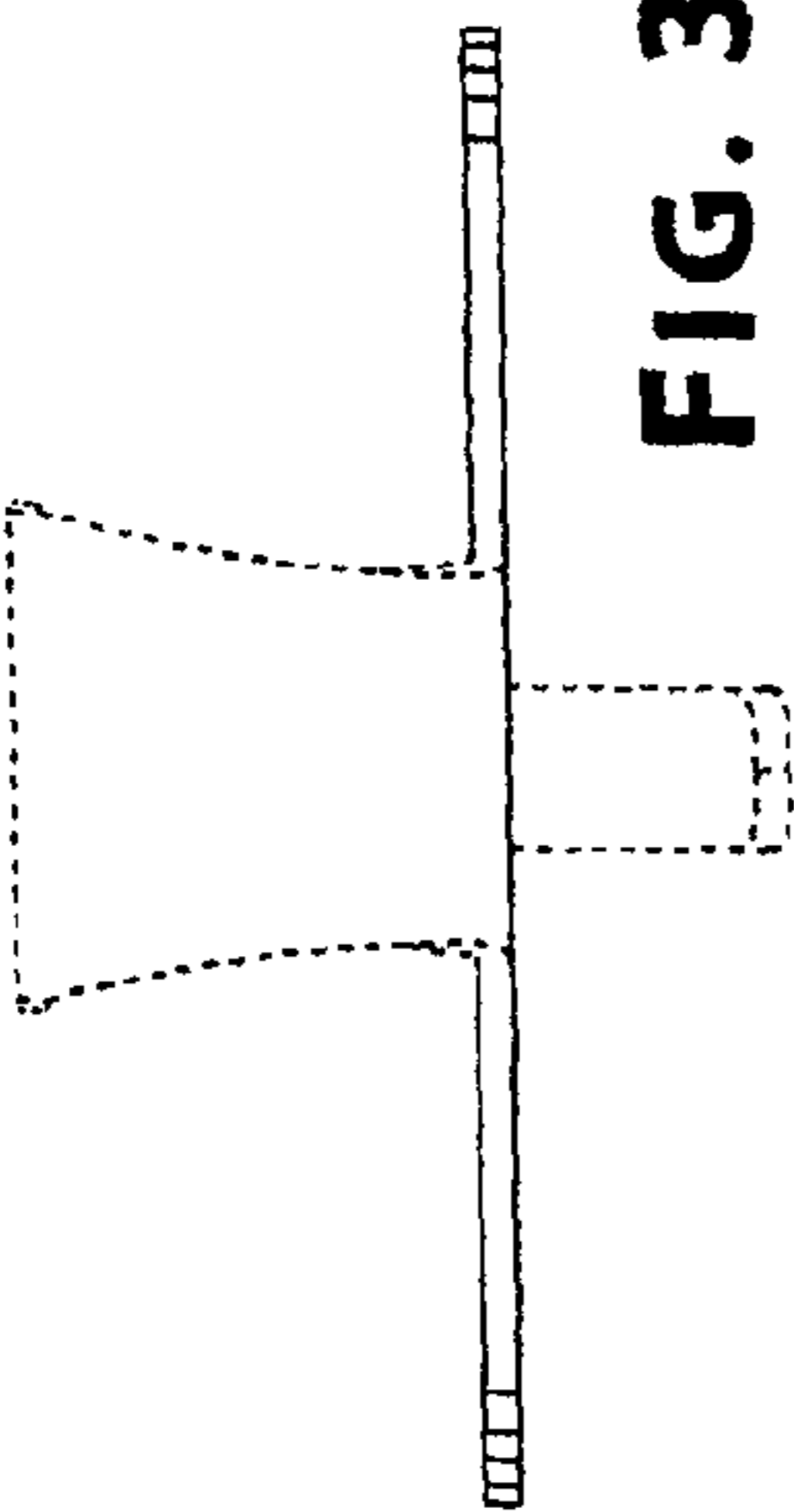


FIG. 3

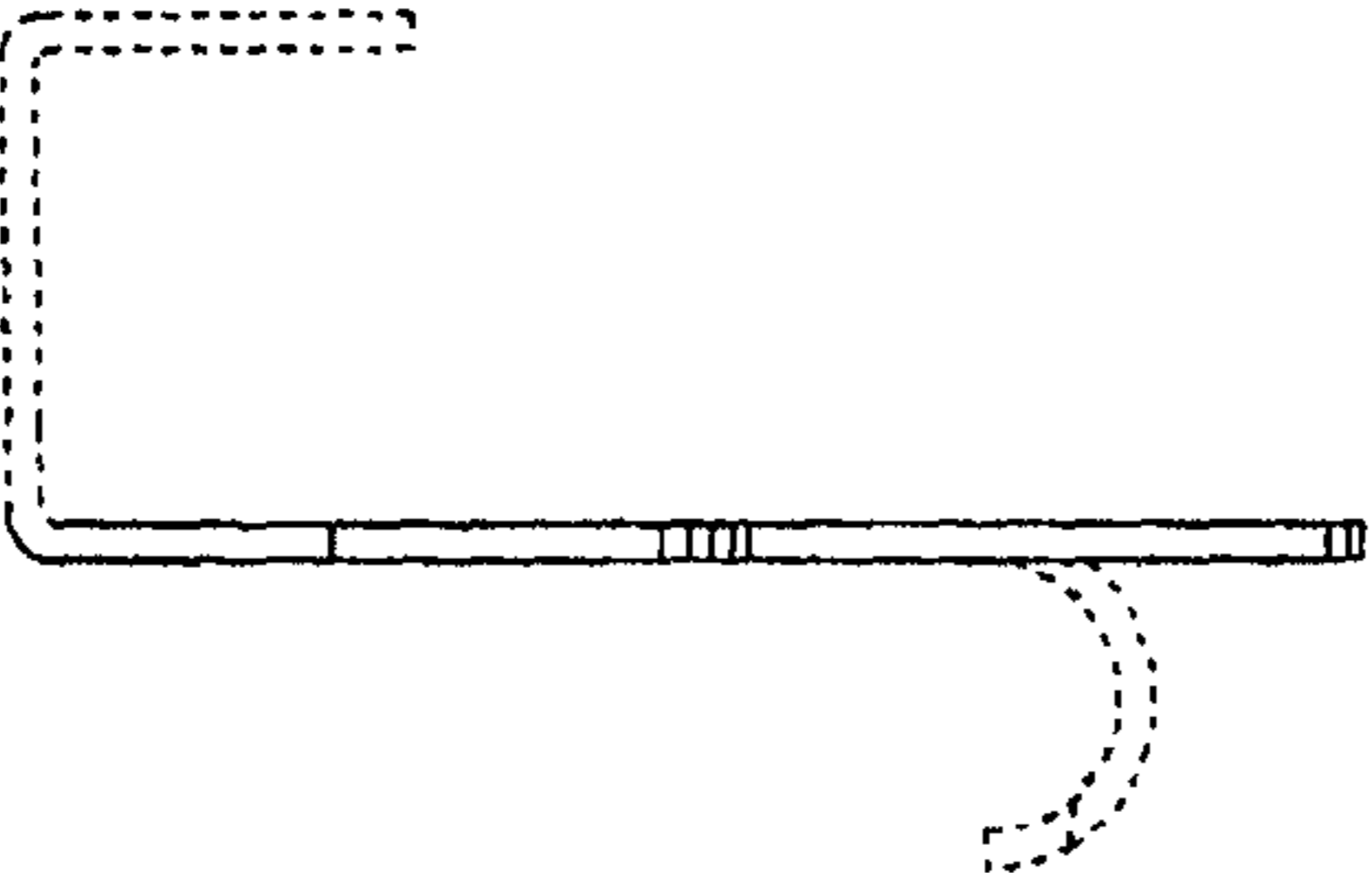


FIG. 6

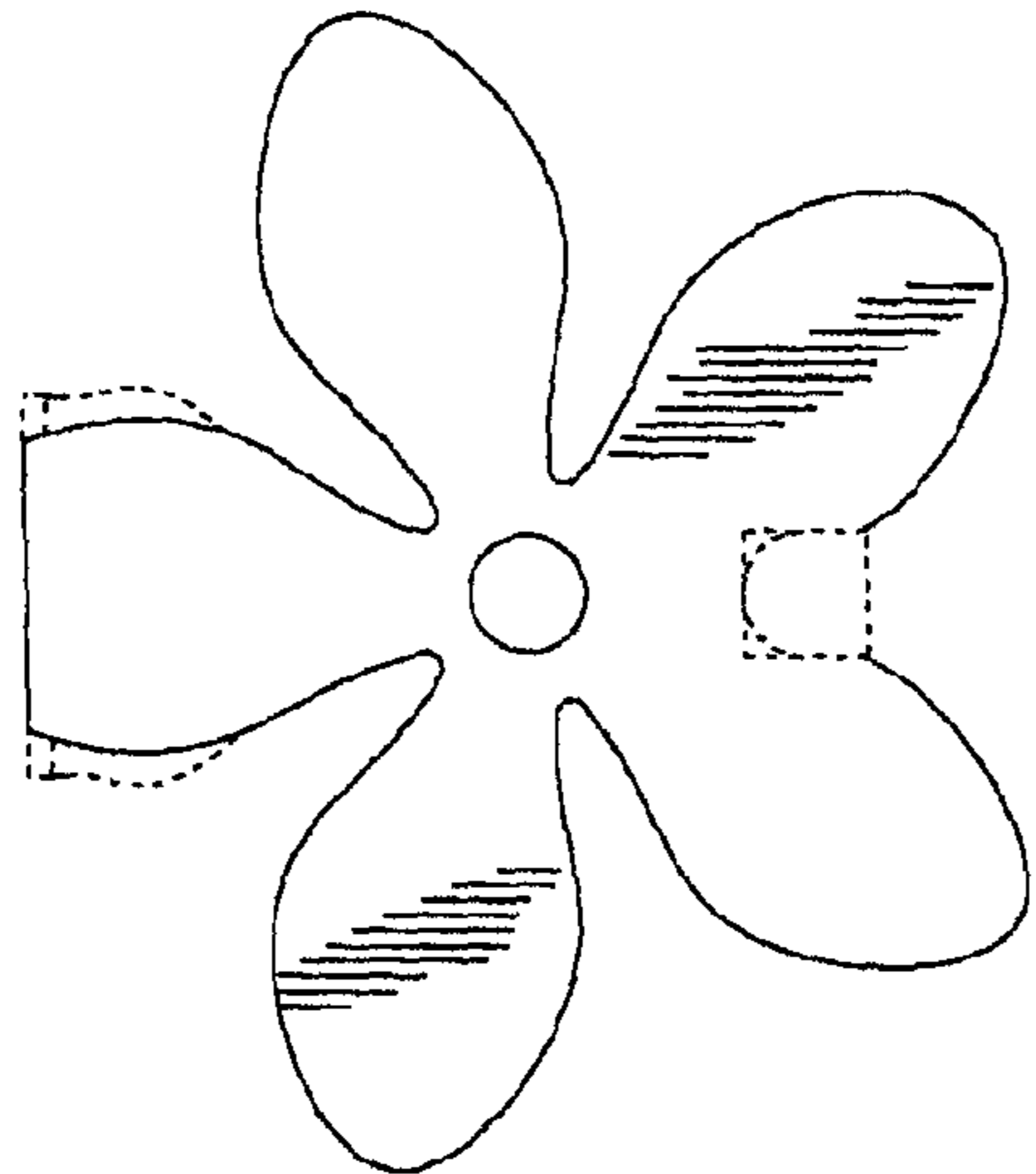


FIG. 4

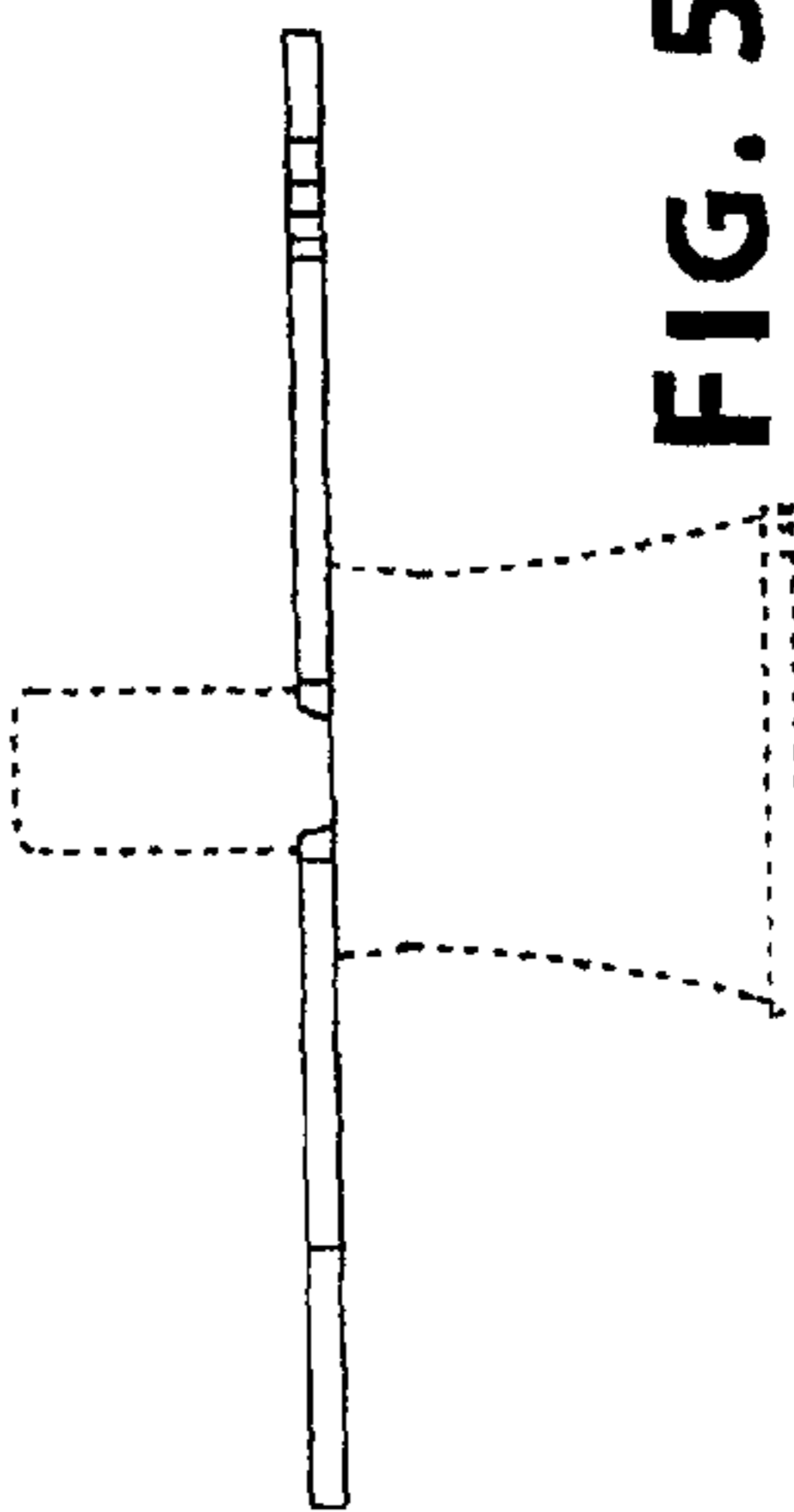


FIG. 5




FIG. 1




FIG. 2




FIG. 7




FIG. 8