

US00D654703S

(12) **United States Design Patent**
LeMay

(10) **Patent No.:** **US D654,703 S**

(45) **Date of Patent:** **** Feb. 28, 2012**

(54) **PICTURE FRAME**

D560,917 S * 2/2008 Fields D6/300
D631,263 S * 1/2011 Tang et al. D6/308

(76) Inventor: **Tana Blades LeMay**, Florence, AL (US)

* cited by examiner

(**) Term: **14 Years**

Primary Examiner — Philip S Hyder
Assistant Examiner — Sydney Buffalow

(21) Appl. No.: **29/385,903**

(74) *Attorney, Agent, or Firm* — QuickPatents, Inc.; Kevin Prince

(22) Filed: **Feb. 22, 2011**

(51) **LOC (9) Cl.** **06-07**

(52) **U.S. Cl.** **D6/300**

(58) **Field of Classification Search** D6/300–314,
D6/444; D99/5; D23/366; D20/40; 40/721,
40/765, 780, 790, 798, 766, 709, 722; D10/75,
D10/2, 15, 24

See application file for complete search history.

(57) **CLAIM**

I claim the ornamental design for a picture frame, as shown and described.

DESCRIPTION


FIG. 1 is a front perspective view of a picture frame, showing my new design;
FIG. 2 is a rear perspective view thereof;
FIG. 3 is a front elevational view thereof;
FIG. 4 is a rear elevational view thereof;
FIG. 5 is a left-side elevational view thereof, the right-side elevational view being a mirror image thereof; and,
FIG. 6 is a top plan view thereof, the bottom plan view being a mirror image thereof.

(56) **References Cited**

U.S. PATENT DOCUMENTS

D451,683 S * 12/2001 Vincent D6/300
D492,079 S * 6/2004 Feltman D99/5
D543,364 S * 5/2007 Fleischer D6/300
D548,827 S * 8/2007 Pivert et al. D23/366
D554,376 S * 11/2007 Fung D6/300

1 Claim, 5 Drawing Sheets






FIG. 1




FIG. 2




FIG. 3




FIG. 4




FIG. 5




FIG. 6