



US00D654687S

(12) **United States Design Patent**  
**Miller et al.**

(10) **Patent No.:** **US D654,687 S**

(45) **Date of Patent:** **\*\* Feb. 28, 2012**

(54) **TISSUE CONTAINER AND SNEEZE GUARD**

(75) Inventors: **Robert D. Miller**, Leadville, CO (US);  
**Kelly L. Miller**, Leadville, CO (US);  
**Shelly L. Miller**, Leadville, CO (US)

(73) Assignee: **RMSBS, Inc.**, Leadville, CO (US)

(\*\*) Term: **14 Years**

(21) Appl. No.: **29/400,732**

(22) Filed: **Aug. 31, 2011**

**Related U.S. Application Data**

(62) Division of application No. 29/362,347, filed on May 24, 2010, now Pat. No. Des. 645,246.

(51) **LOC (9) Cl.** ..... **03-01**

(52) **U.S. Cl.** ..... **D3/247**

(58) **Field of Classification Search** ..... D6/512,  
D6/518-519; D3/201, 205, 247, 249, 250,  
D3/226, 303, 315; D29/108; 150/130-132;  
206/449-450, 479, 805

See application file for complete search history.

(56) **References Cited**

**U.S. PATENT DOCUMENTS**

1,326,602 A \* 12/1919 McKey ..... 150/132  
1,714,688 A \* 5/1929 Mikkelsen ..... 206/449

D175,071 S *	7/1955	Griffith	.....	D3/250
D264,022 S *	4/1982	Wayman	.....	D3/247
D331,483 S *	12/1992	Travis et al.	.....	D3/250
D335,028 S *	4/1993	Berlin	.....	D3/250
D411,766 S *	7/1999	Elkington	.....	D3/250
D471,008 S *	3/2003	Dubone	.....	D3/247
D492,483 S *	7/2004	Gildea	.....	D3/249
D600,011 S *	9/2009	Munroe	.....	D3/247
D625,921 S *	10/2010	Trim	.....	D3/247

\* cited by examiner

*Primary Examiner* — Brian N Vinson

(74) *Attorney, Agent, or Firm* — A Law Firm, PC; Aileen Law

(57) **CLAIM**

The ornamental design for a tissue container and sneeze guard, as shown and described.

**DESCRIPTION**

FIG. 1 is a top plan view of one embodiment of a tissue container and sneeze guard shown in an open mode.

FIGS. 2-3 are end views of FIG. 1.

FIG. 4 is an elevation view of FIG. 1.

FIG. 5 is an inverted view of FIG. 4.

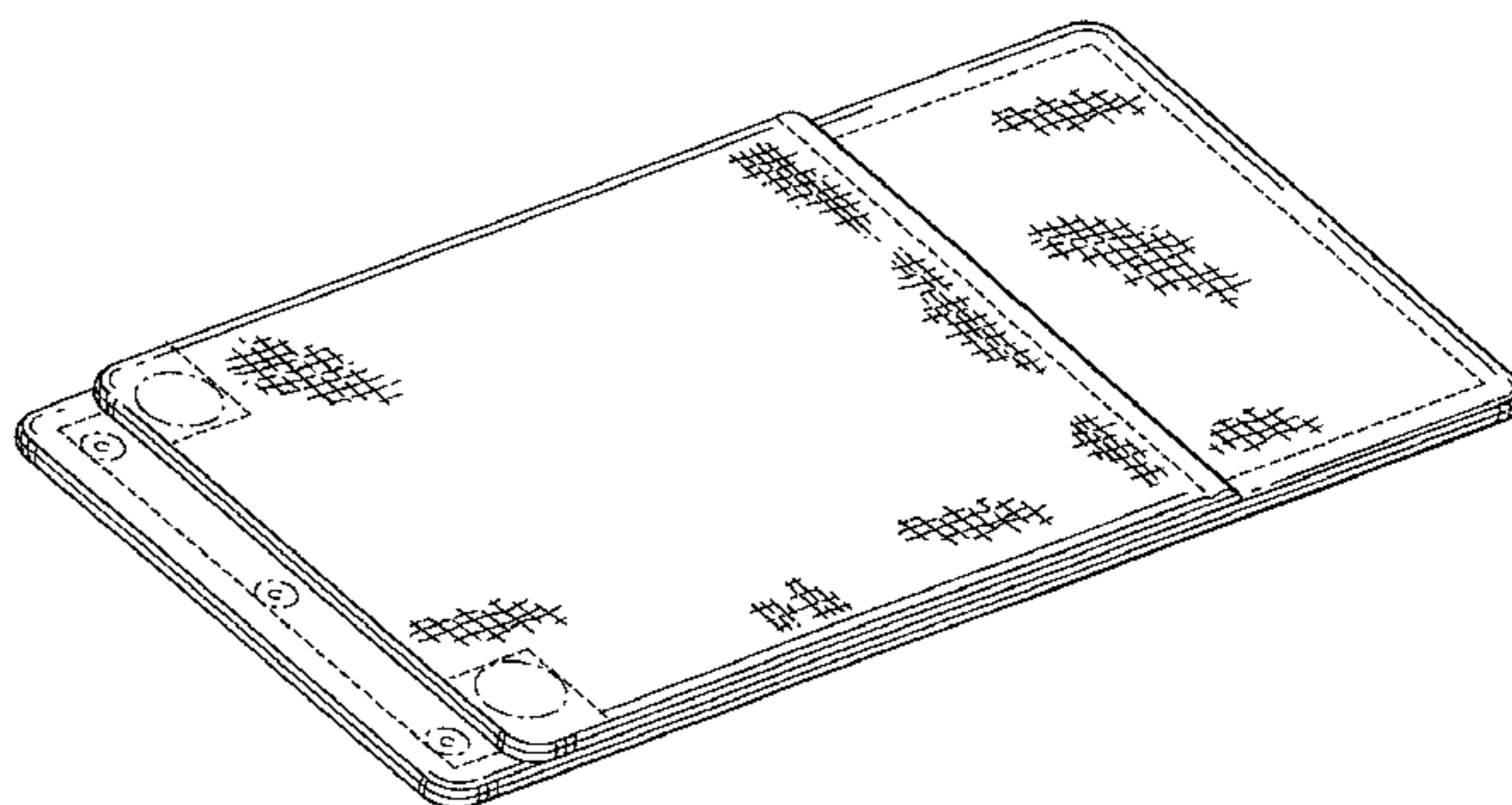

FIG. 6 is a bottom plan view of FIG. 1.

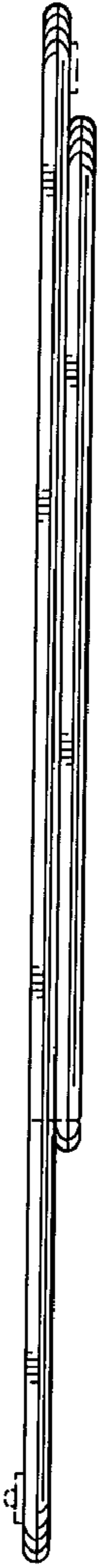
FIG. 7 is a top perspective view of the embodiment shown in FIG. 1; and,

FIG. 8 is a top perspective view of FIG. 1 shown in a partially assembled mode.

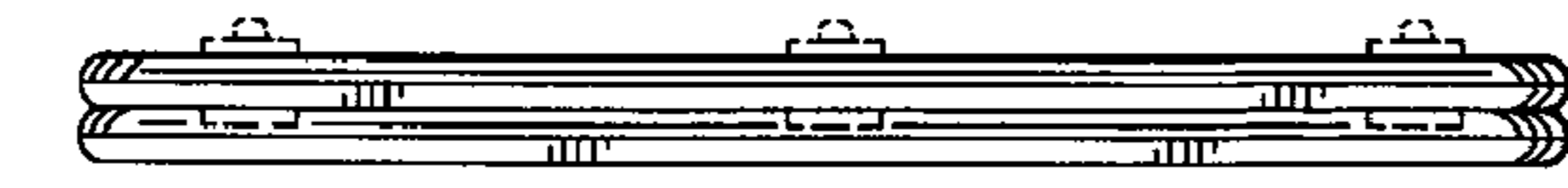
The broken lines shown in the drawings illustrate environment and form no part of the claimed design.

**1 Claim, 2 Drawing Sheets**

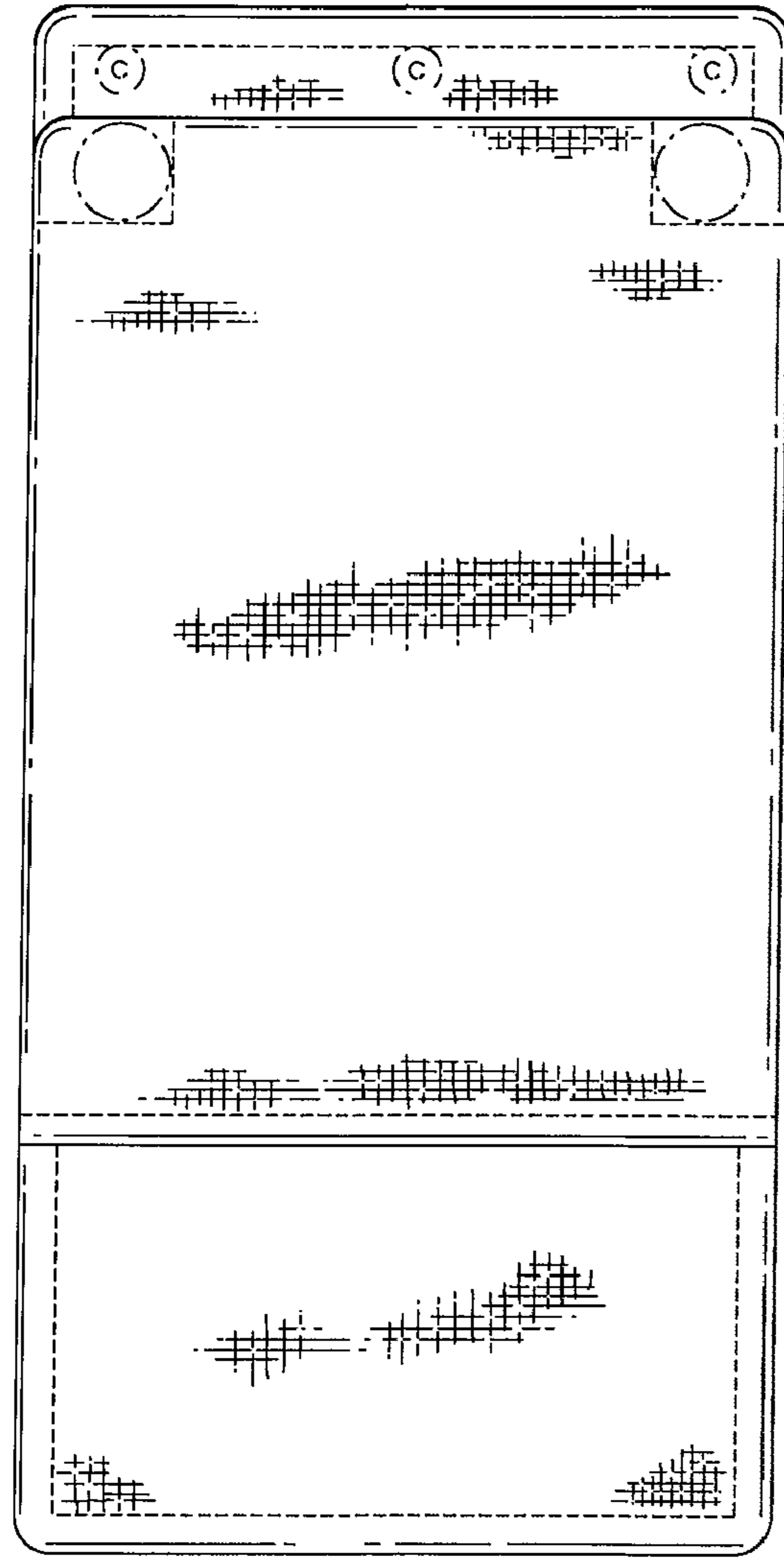




**FIG. 5**



**FIG. 3**



**FIG. 1**



**FIG. 4**



**FIG. 2**

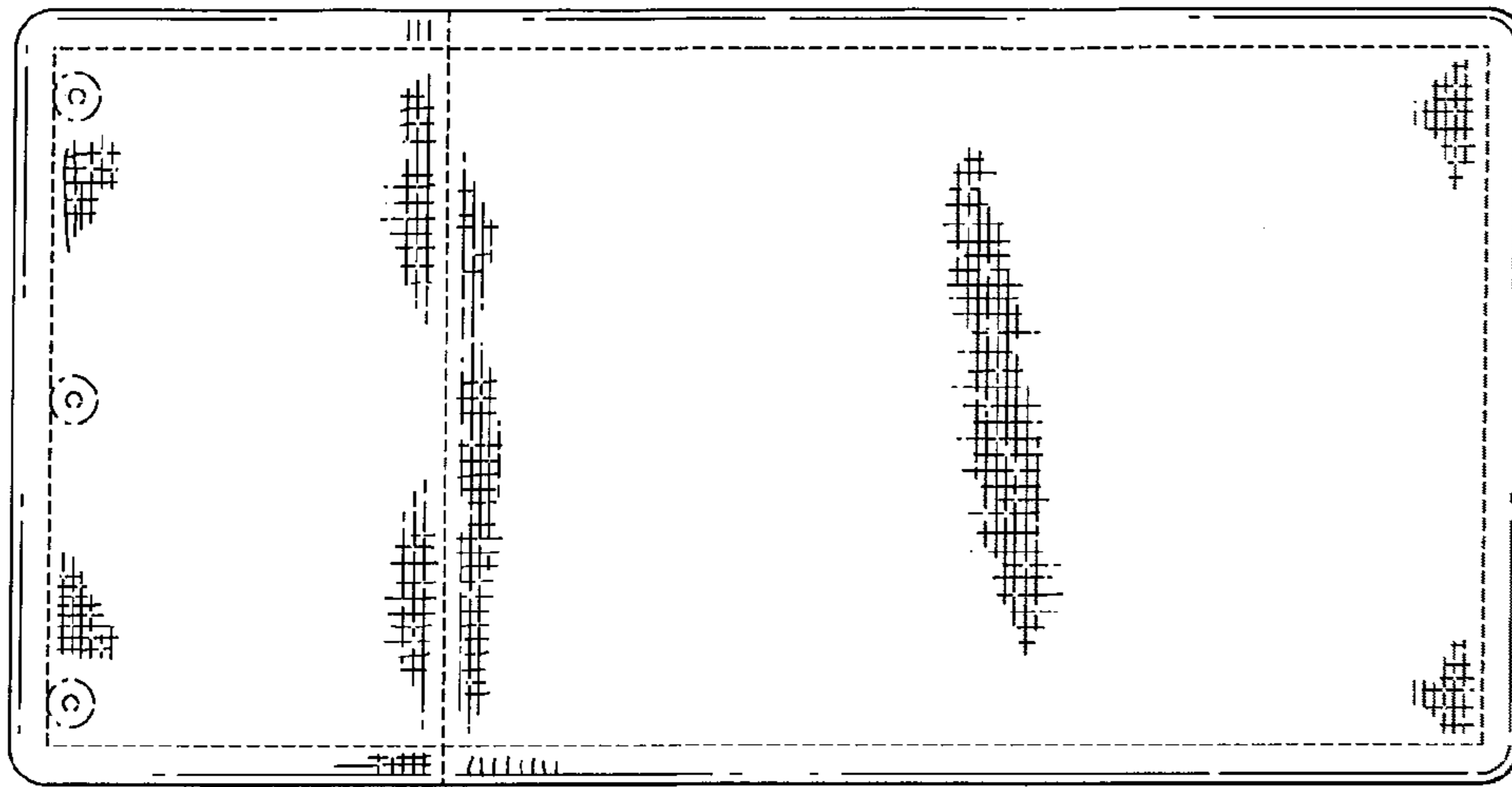


FIG. 6

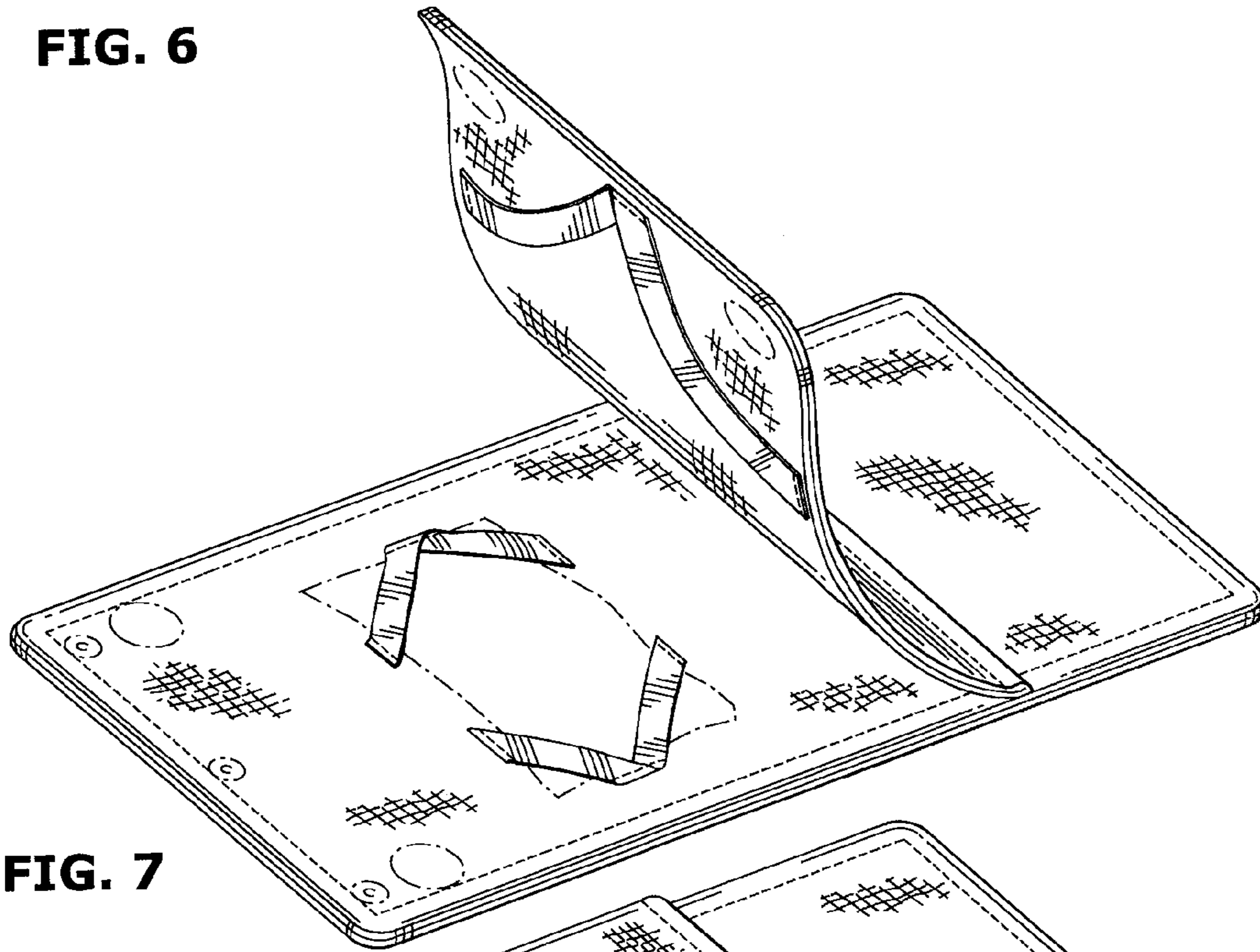


FIG. 7

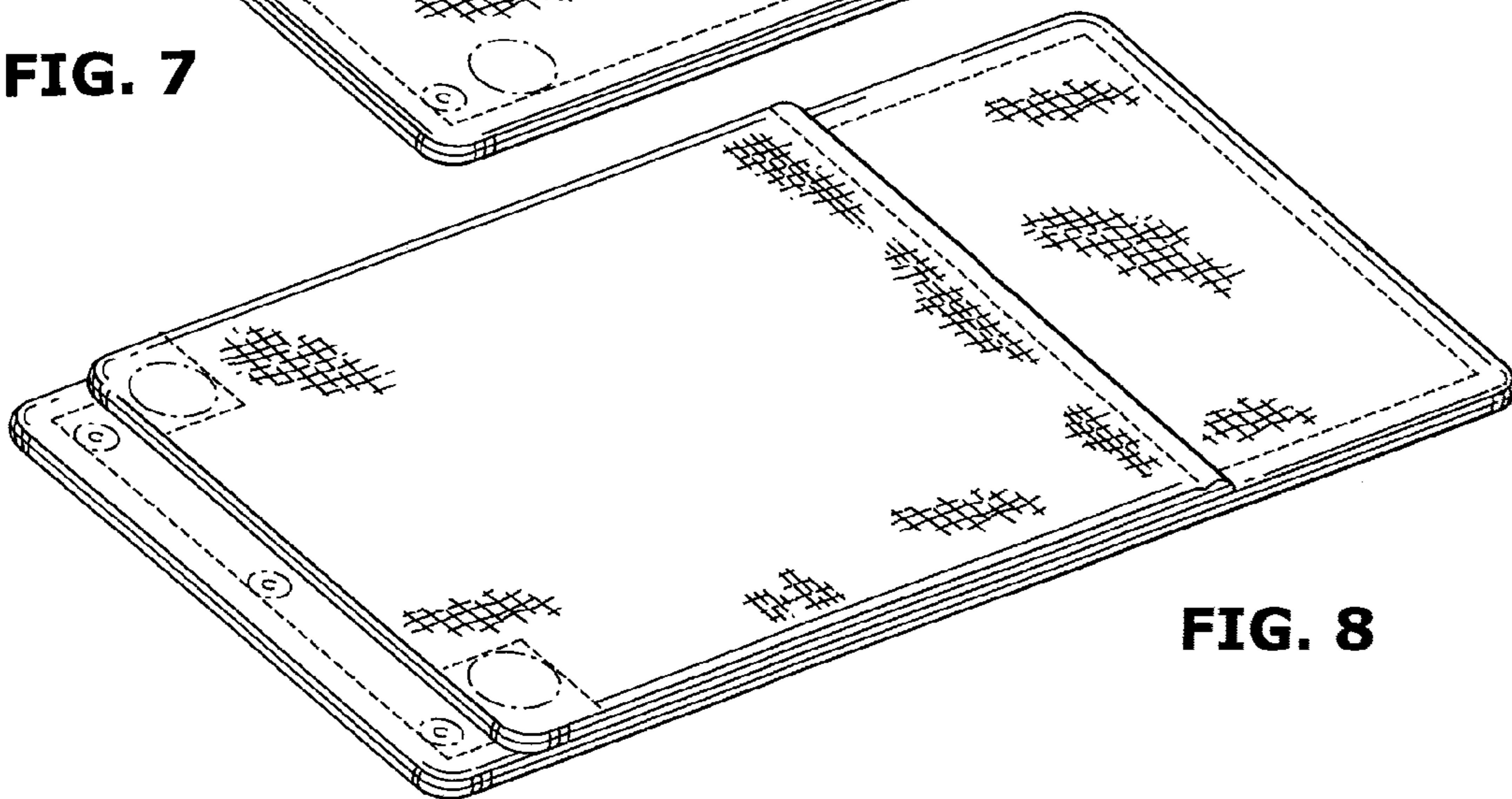


FIG. 8