



US00D654672S

(12) **United States Design Patent**
McClaskie

(10) **Patent No.:** **US D654,672 S**

(45) **Date of Patent:** **** Feb. 28, 2012**

(54) **SHOE**

(75) Inventor: **Thomas E. McClaskie**, Bethlehem, PA
(US)

(73) Assignee: **Columbia Insurance Company**,
Omaha, NE (US)

(**) Term: **14 Years**

(21) Appl. No.: **29/392,839**

(22) Filed: **May 26, 2011**

(51) **LOC (9) Cl.** **02-04**

(52) **U.S. Cl.** **D2/951; D2/950; D2/952**

(58) **Field of Classification Search** D2/902,
D2/906, 908, 916, 918, 925, 946-962, 977;
36/3 B, 22 R, 24.5, 25 R, 28, 32 R, 34 R,
36/59 C, 67 A, 103

See application file for complete search history.

(56) **References Cited**

U.S. PATENT DOCUMENTS

1,988,784	A	*	1/1935	Carrier	36/59 C
D492,100	S		6/2004	Hsu		
D542,015	S	*	5/2007	McClaskie	D2/952
D548,434	S	*	8/2007	McClaskie	D2/953
D551,832	S		10/2007	Scott		
D559,507	S		1/2008	McClaskie		
D560,052	S		1/2008	McClaskie		
D560,333	S	*	1/2008	McClaskie	D2/952
D568,034	S		5/2008	Horton et al.		
D571,088	S		6/2008	St-Louis et al.		
D572,446	S		7/2008	Schoenborn et al.		
D583,138	S	*	12/2008	McClaskie	D2/953
D583,139	S		12/2008	McClaskie		

D586,091	S		2/2009	Koh		
D589,240	S	*	3/2009	McClaskie	D2/952
D590,142	S	*	4/2009	Issler	D2/952
D599,989	S		9/2009	McClaskie		
D603,592	S		11/2009	McClaskie		
D604,487	S	*	11/2009	McClaskie	D2/952
D607,195	S	*	1/2010	Feller et al.	D2/961
D609,887	S	*	2/2010	McClaskie	D2/952
D610,787	S	*	3/2010	McClaskie	D2/952
D619,342	S	*	7/2010	McClaskie	D2/953
D627,548	S		11/2010	McClaskie		

* cited by examiner

Primary Examiner — T. Chase Nelson

(74) *Attorney, Agent, or Firm* — St. Onge Steward Johnston
& Reens LLC

(57) **CLAIM**

The ornamental design for a shoe, as shown and described.

DESCRIPTION

FIG. 1 is a bottom perspective view of a shoe in accordance with the new design;

FIG. 2 is a bottom view thereof;

FIG. 3 is a top view thereof;

FIG. 4 is a right side view thereof;

FIG. 5 is a left side view thereof;

FIG. 6 is a front view thereof; and,

FIG. 7 is a rear view thereof.

The shoe upper shown in broken lines in FIGS. 1-7 is for environmental purposes only and forms no part of the claimed design. The broken lines shown in each arch area of FIGS. 1 and 2 represent boundaries of the design with the lines themselves and the areas within them forming no part of the claimed design.

1 Claim, 7 Drawing Sheets

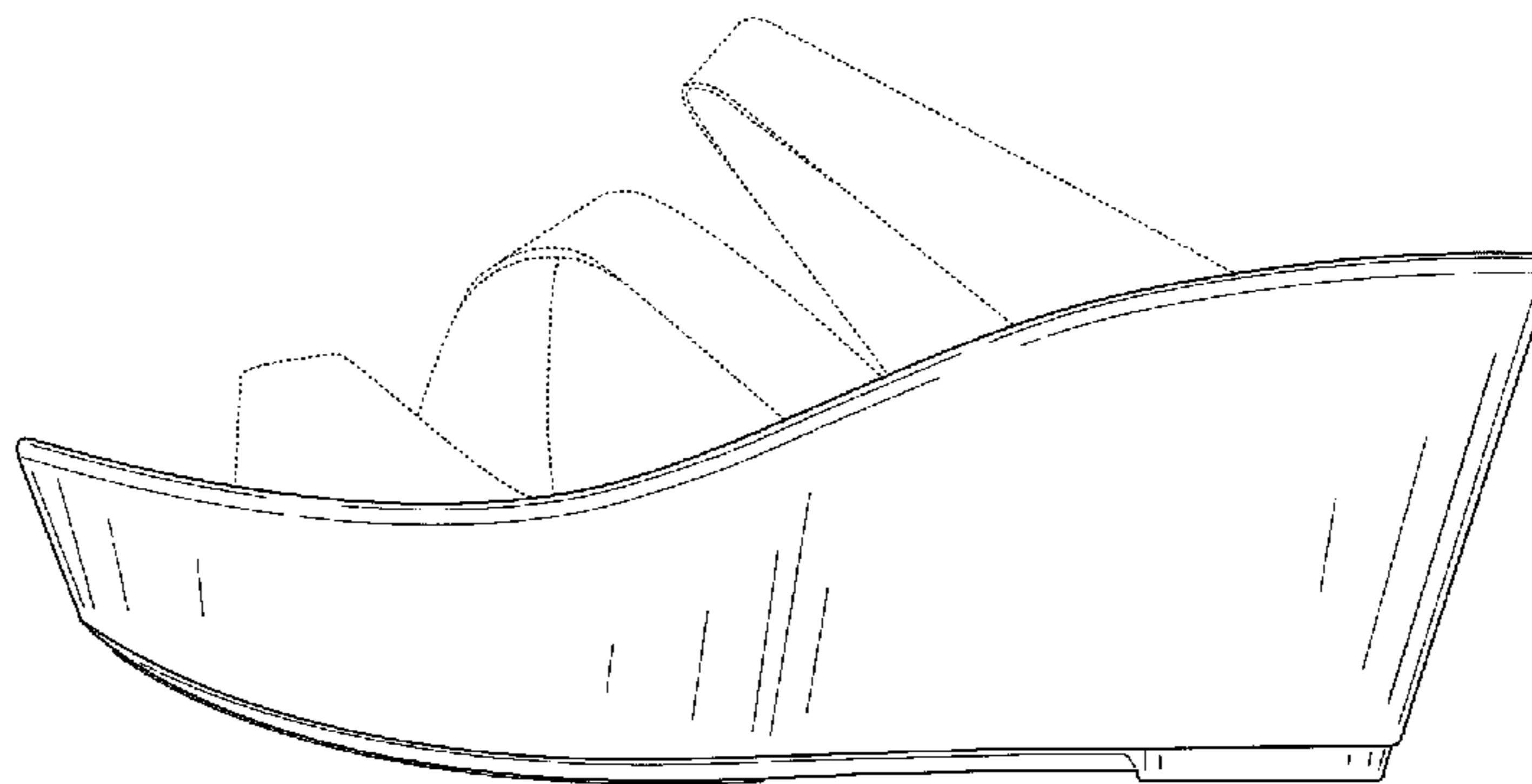
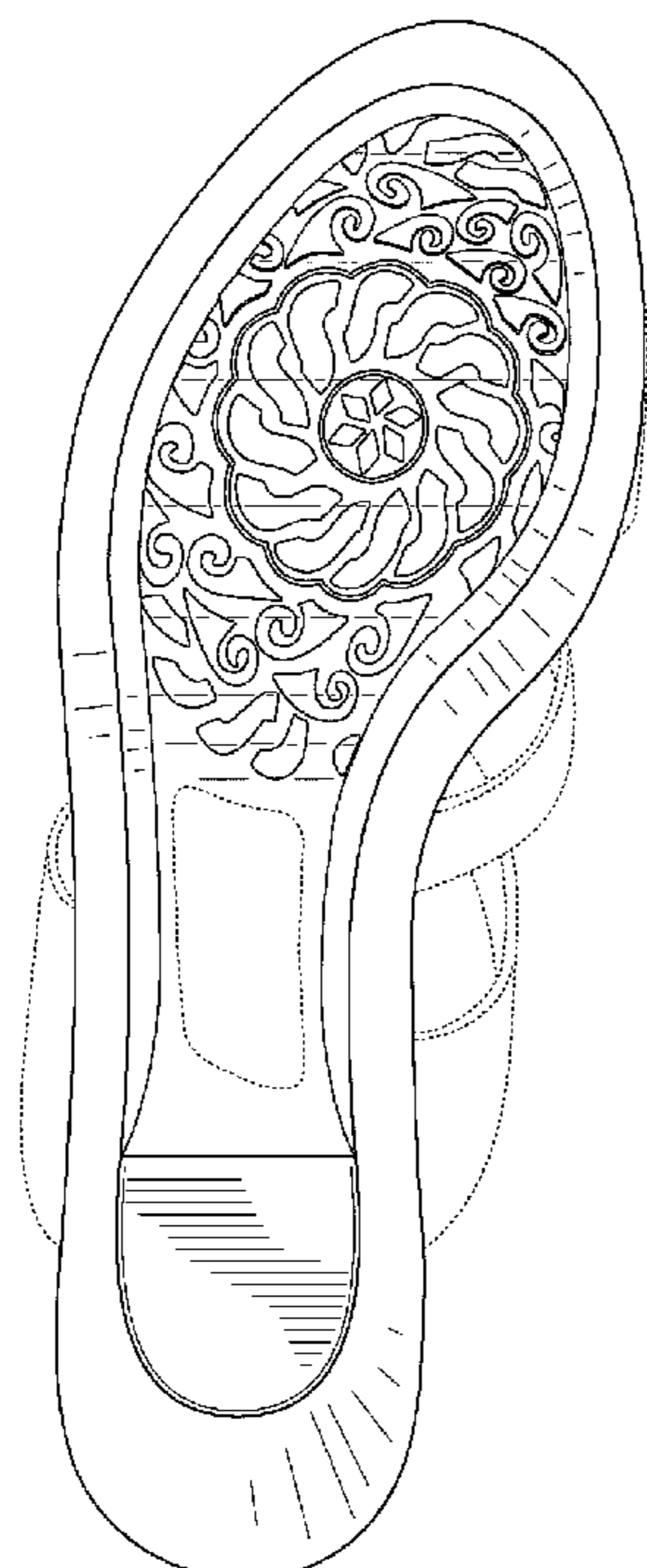




FIG. 1

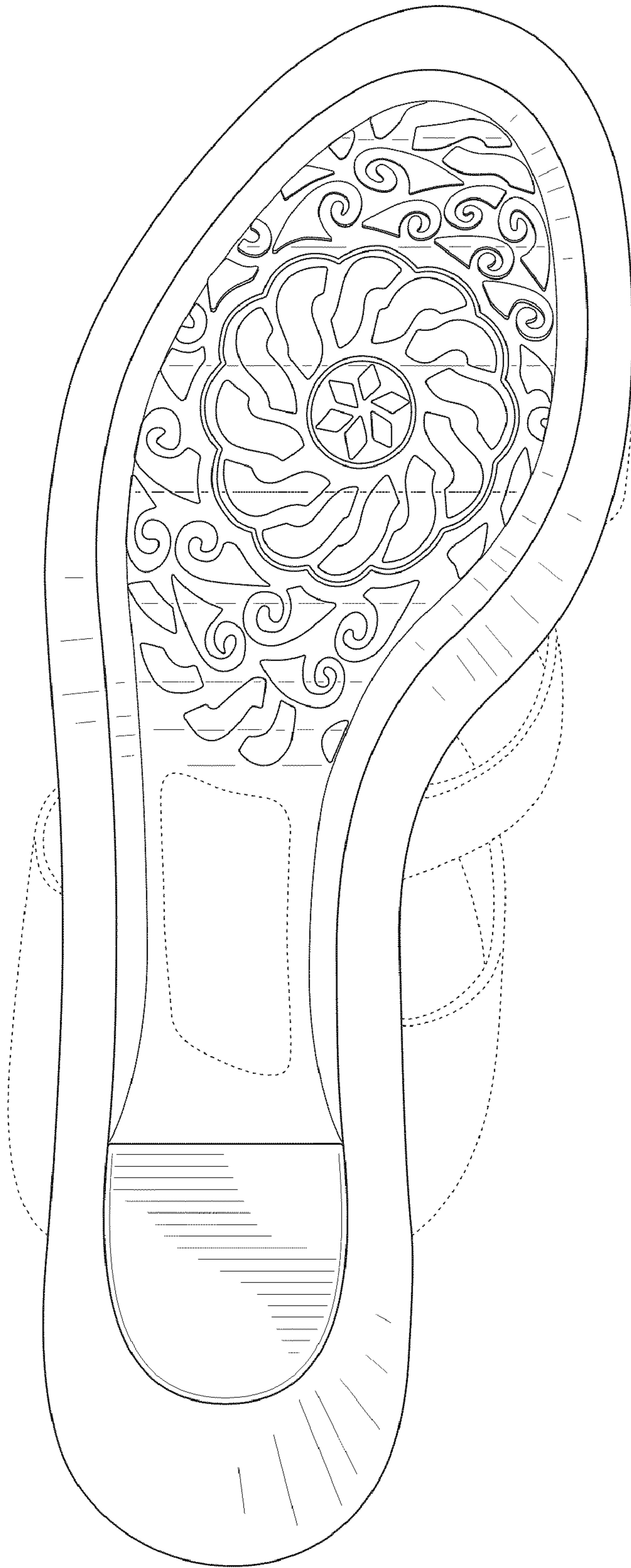


FIG. 2

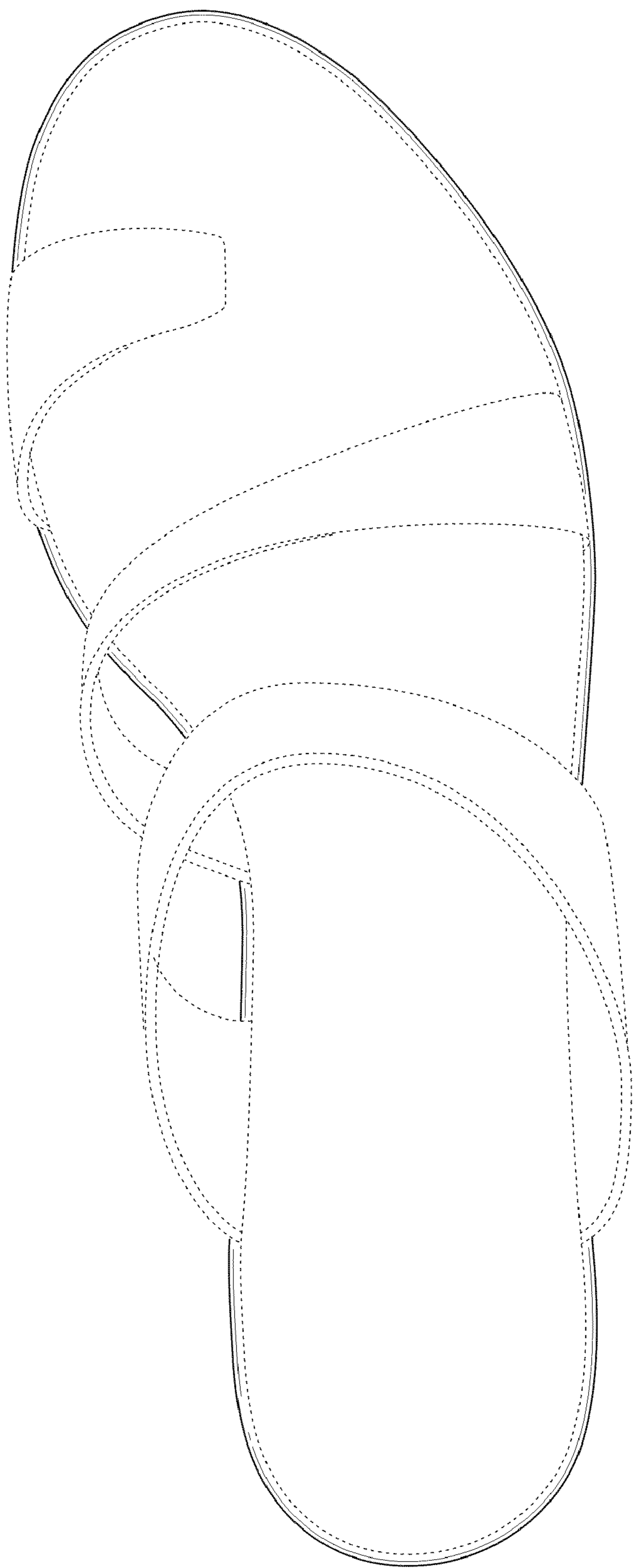


FIG. 3

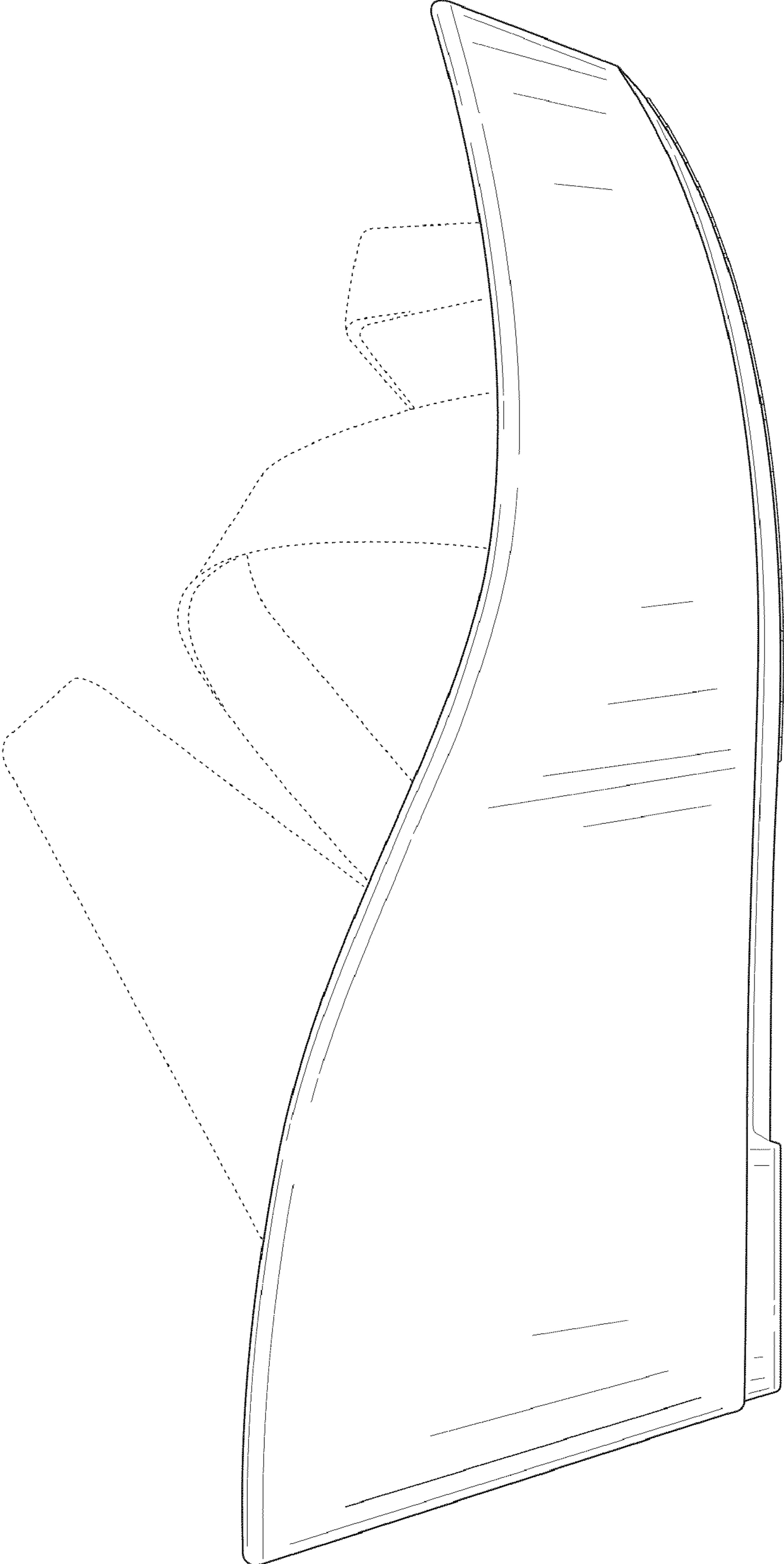


FIG. 4

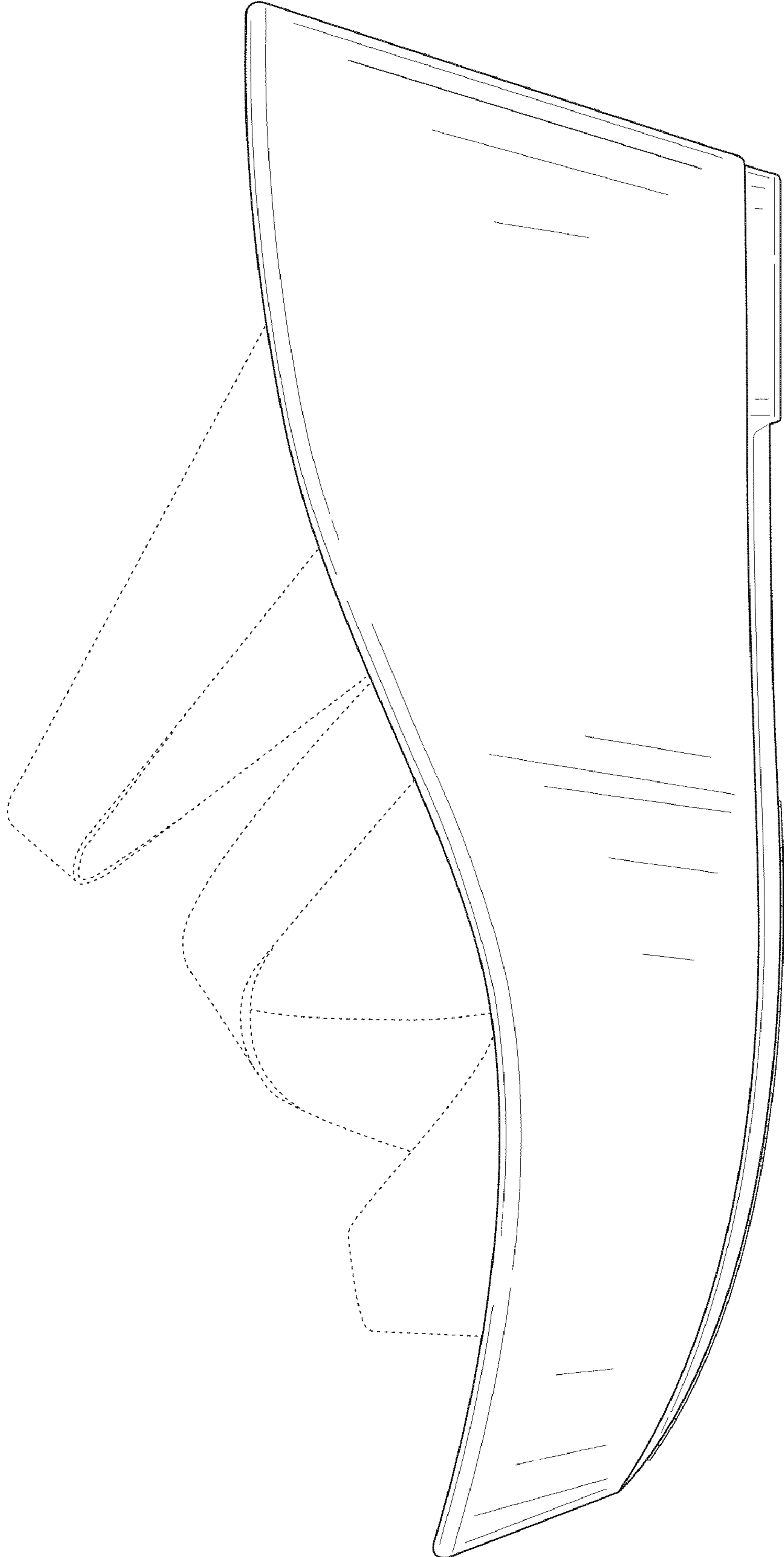


FIG. 5




FIG. 6




FIG. 7