



US00D654668S

(12) **United States Design Patent**
Van Zyll De Jong et al.

(10) **Patent No.:** **US D654,668 S**
(45) **Date of Patent:** **** Feb. 28, 2012**

(54) **SHOE**

D436,246 S * 1/2001 Moll et al. D2/912
D441,523 S * 5/2001 Matis et al. D2/970
D639,544 S 6/2011 Van Zyll De Jong

(75) Inventors: **Damian Van Zyll De Jong**, Vancouver (CA); **Matthew Philip Dorrington Penner**, Vancouver (CA)

(73) Assignee: **Native Shoes, Ltd.**, Central, Hong Kong (CN)

(**) Term: **14 Years**

(21) Appl. No.: **29/394,796**

(22) Filed: **Jun. 21, 2011**

(51) **LOC (9) Cl.** **02-04**

(52) **U.S. Cl.** **D2/911; D2/900**

(58) **Field of Classification Search** D2/896,
D2/900, 909-911, 920, 943, 946, 969, 970,
D2/974; 36/83, 1.5, 2 R, 109, 3 A, 7.1 R,
36/45, 52, 112, 100

See application file for complete search history.

(56) **References Cited**

U.S. PATENT DOCUMENTS

D354,165 S	1/1995	Werman	
D381,798 S *	8/1997	Cyr	D2/970
D399,044 S	10/1998	Hamel	
D402,100 S	12/1998	Greenberg	
D402,457 S *	12/1998	Greenberg	D2/969
D403,148 S	12/1998	Kelchak	
D404,905 S *	2/1999	Kelchak	D2/970
D405,238 S *	2/1999	Hamel	D2/970
D410,326 S	6/1999	Duclos	
D420,498 S *	2/2000	Wilson	D2/969
D421,835 S	3/2000	Akhidime	
D422,401 S *	4/2000	Moll et al.	D2/911

OTHER PUBLICATIONS

U.S. Appl. No. 29/380,935, filed Dec. 13, 2010, Damian Van Zyll De Jong, et al.
U.S. Appl. No. 29/380,936, filed Dec. 13, 2010, Damian Van Zyll De Jong, et al.

* cited by examiner

Primary Examiner — Robert M Spear

Assistant Examiner — Rashida C McCoy

(74) *Attorney, Agent, or Firm* — Ingrassia Fisher & Lorenz, P.C.

(57) **CLAIM**

The ornamental design for a shoe, as shown and described.

DESCRIPTION

FIG. 1 is a top perspective view of a shoe, showing the claimed design;

FIG. 2 is an inner side view of the shoe shown in FIG. 1;

FIG. 3 is an outer side view of the shoe shown in FIG. 1;

FIG. 4 is a top view of the shoe shown in FIG. 1;

FIG. 5 is a rear view of the shoe shown in FIG. 1;

FIG. 6 is a front view of the shoe shown in FIG. 1; and,

FIG. 7 is a bottom view of the shoe shown in FIG. 1.

Broken lines in the figures are for illustrative purposes only, and form no part of the claimed design.

1 Claim, 4 Drawing Sheets





FIG. 1

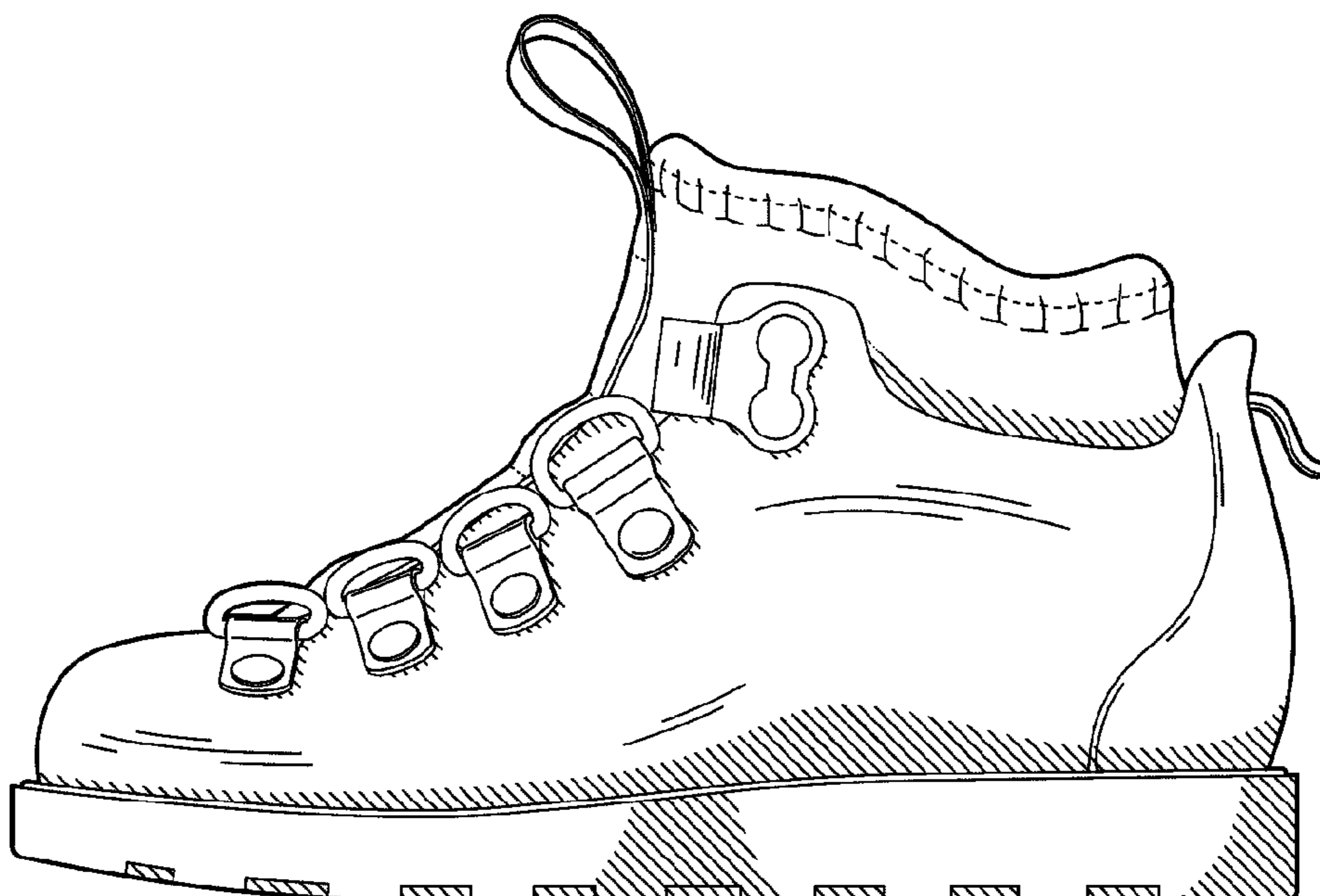


FIG. 2

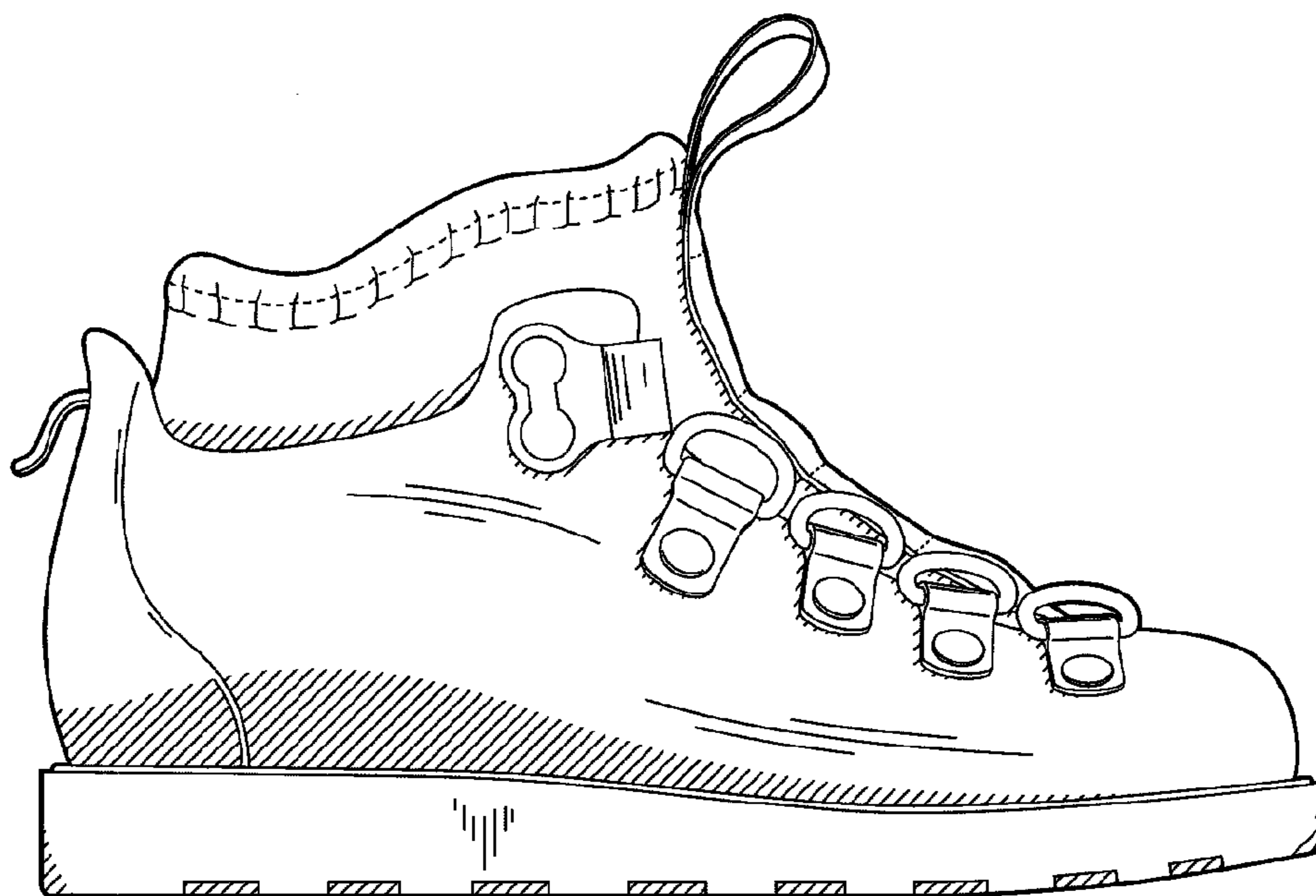


FIG. 3

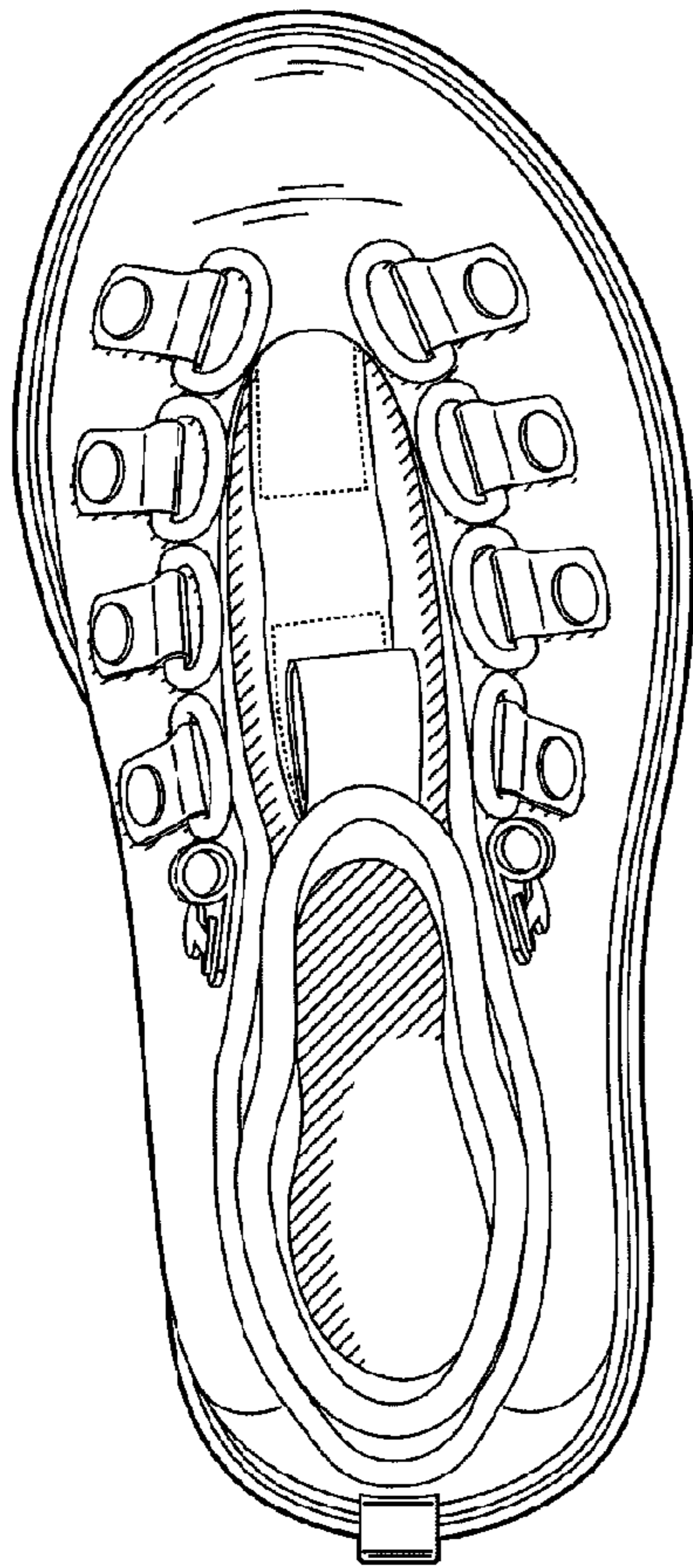


FIG. 4

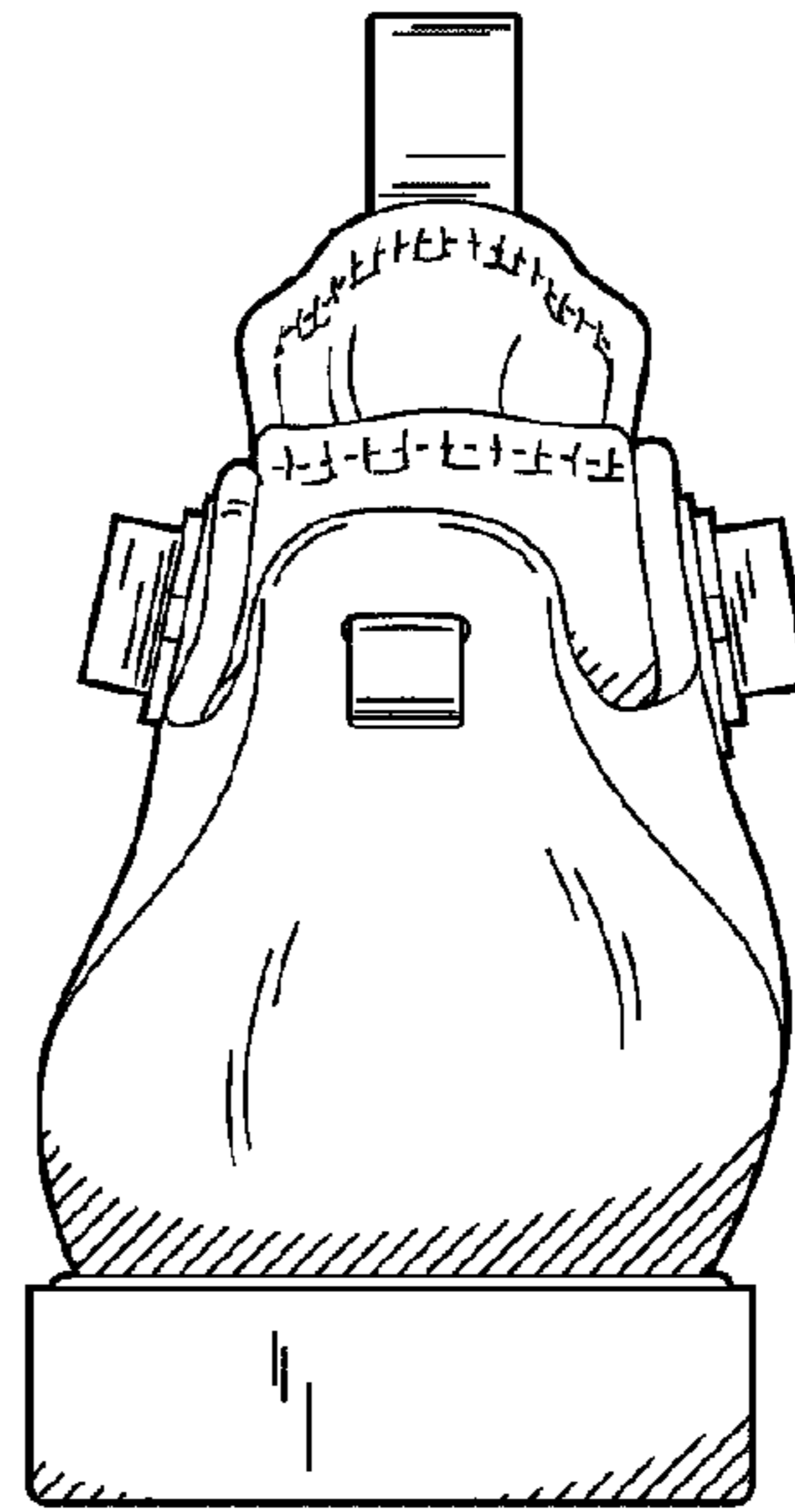


FIG. 5

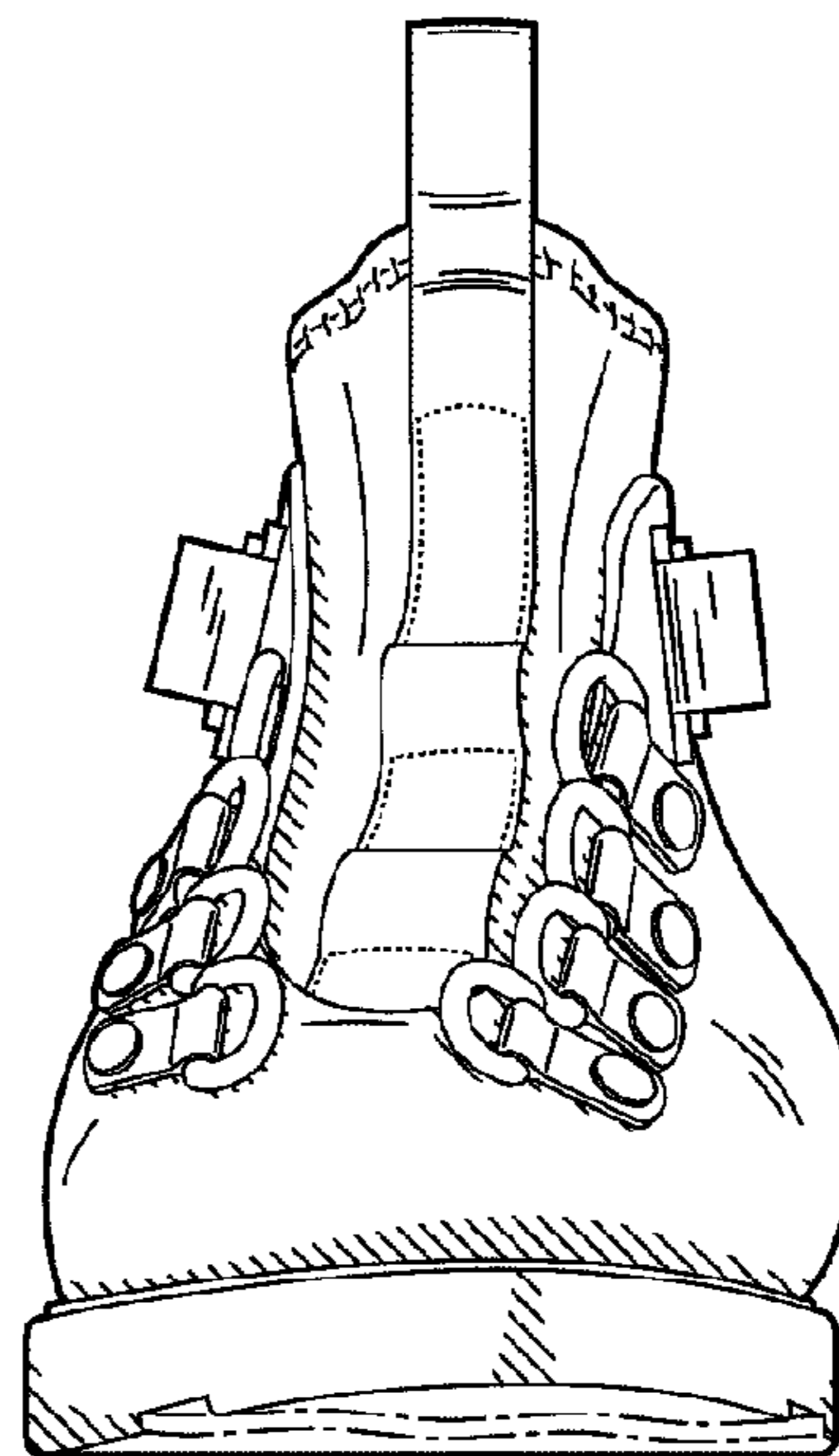


FIG. 6

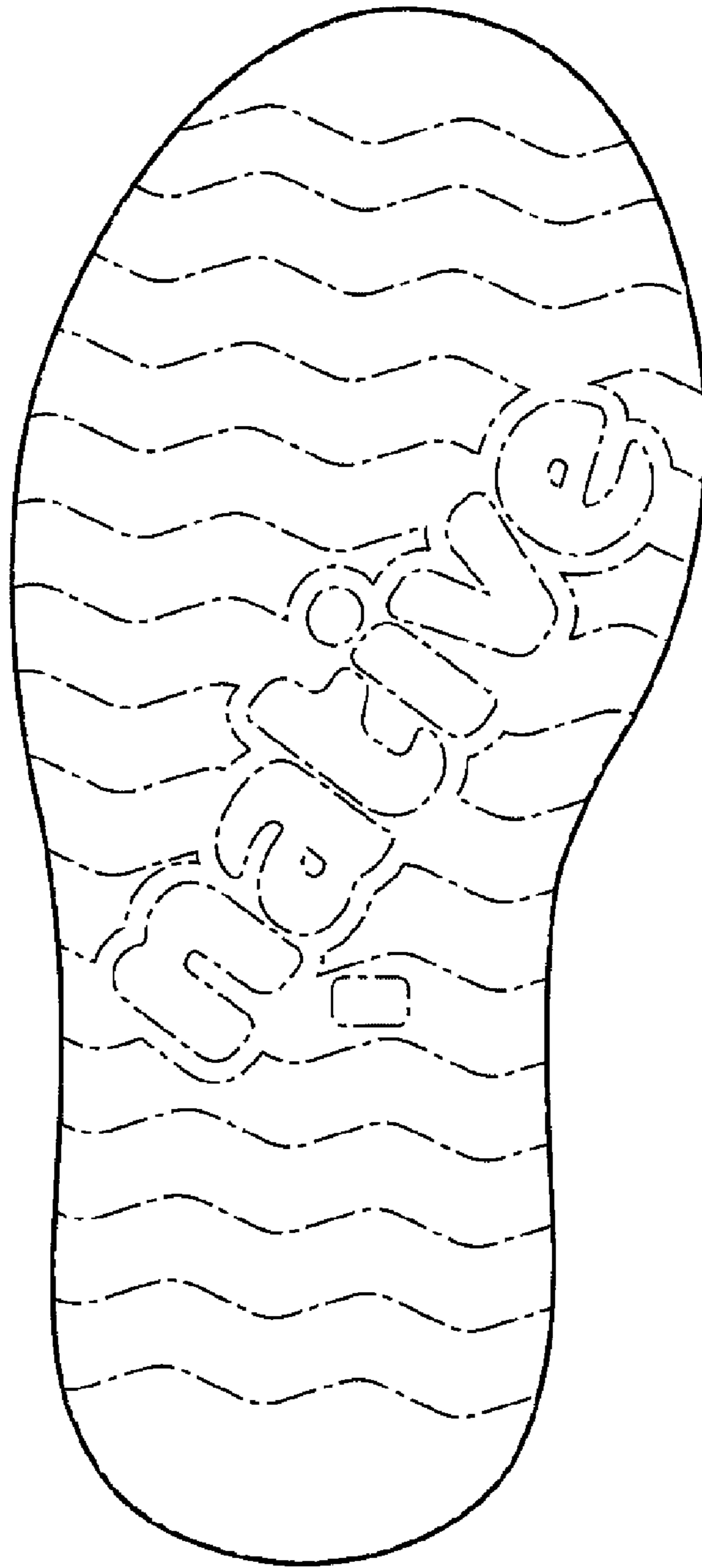


FIG. 7