



US00D654667S

(12) **United States Design Patent**
Jennings

(10) **Patent No.:** **US D654,667 S**

(45) **Date of Patent:** **** Feb. 28, 2012**

(54) **CLEAT/SPIKE CRADLE SHOE**

(76) **Inventor:** **James Edward Jennings**, Superior, CO (US)

(**) **Term:** **14 Years**

(21) **Appl. No.:** **29/348,392**

(22) **Filed:** **Dec. 29, 2009**

(51) **LOC (9) Cl.** **02-04**

(52) **U.S. Cl.** **D2/906**

(58) **Field of Classification Search** D2/906,
D2/946, 962; 36/115-116, 7.6, 126, 129,
36/132-134, 59 R-67 D, 62

See application file for complete search history.

(56) **References Cited**

U.S. PATENT DOCUMENTS

535,816 A	3/1895	Cushman	
832,855 A	10/1906	Golden	
1,027,637 A *	5/1912	Adamson	36/132
1,179,897 A *	4/1916	Clarke	36/126
1,202,451 A *	10/1916	Stern	36/7.6
1,846,617 A *	2/1932	Seremba	36/126
1,850,752 A	3/1932	Conaway	
2,107,667 A	2/1938	Hermson	
2,180,924 A	11/1939	Dunbar	
D157,124 S	2/1950	Boughey	
3,006,086 A	10/1961	Bird	
3,127,687 A *	4/1964	Hollister et al.	36/114
3,165,841 A	1/1965	Rollman	
3,214,850 A *	11/1965	McNair	36/62
3,343,285 A	9/1967	Kowal	
3,487,563 A	1/1970	Austin	
3,597,863 A	8/1971	Austin	
3,693,906 A	9/1972	Robinson	
3,812,603 A *	5/1974	Goodman	36/136
3,818,617 A	6/1974	Dassler	
D232,147 S *	7/1974	Frisch et al.	D2/962
4,100,685 A	7/1978	Dassler	
D249,748 S	10/1978	Kitamura	
4,262,434 A *	4/1981	Michelotti	36/67 D

D264,393 S	5/1982	Sasaki	
4,408,402 A	10/1983	Looney	
D272,771 S	2/1984	Muller Feigelstock	
D272,772 S	2/1984	Kohno	
4,614,046 A	9/1986	Dassler	
4,674,207 A *	6/1987	Yamaguchi	36/126
4,689,901 A *	9/1987	Ihlenburg	36/126
4,759,136 A	7/1988	Stewart	
D299,285 S *	1/1989	Watson	D2/962
4,882,858 A	11/1989	Signori	
4,914,838 A	4/1990	Ihlenburg	
4,926,569 A	5/1990	Bunch	

(Continued)

Primary Examiner — Dominic Simone

(74) *Attorney, Agent, or Firm* — Kammer Browning PLLC

(57) **CLAIM**

The ornamental design for a cleat/spike cradle shoe, as shown and described.

DESCRIPTION

This is a design of application Ser. No. 10/900,217, filed Jul. 27, 2004 and 11/526,372, filed Sep. 25, 2006.

FIG. 1 is a side perspective view of the cleat/spike cradle shoe showing my new design.

FIG. 2 is an exploded view of the cleat/spike cradle shoe showing my new design.

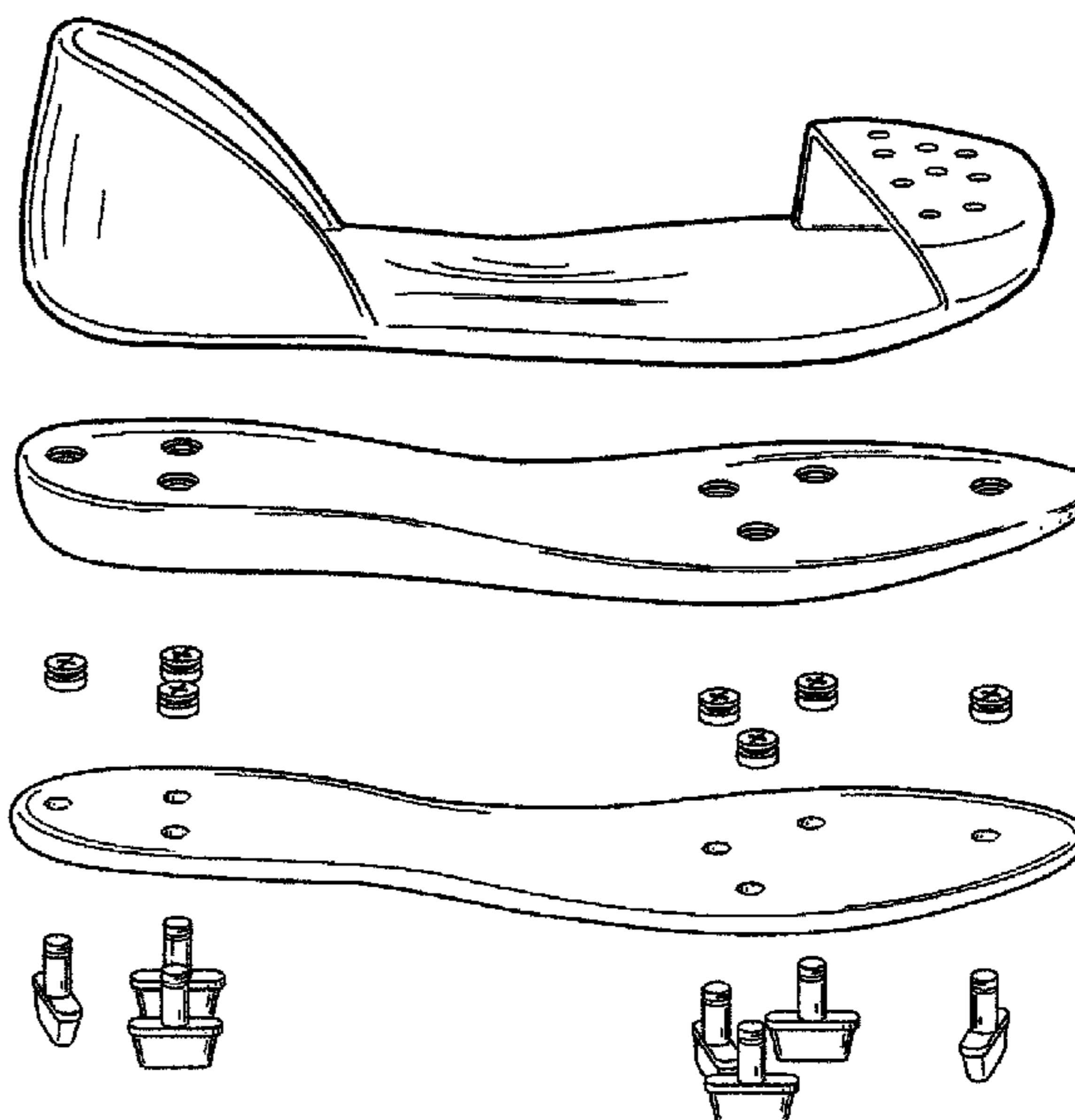

FIG. 3 is a rear elevational view of the cleat/spike cradle shoe showing my new design.

FIG. 4 is a bottom plan view of the cleat/spike cradle shoe showing my new design; and,

FIG. 5 is a side perspective view of a second embodiment of the cleat/spike cradle shoe of my new design that is substantially similar to the first embodiment and the further views would be the same as those shown for the first embodiment.

The features shown in broken lines in the drawings illustrate those portions of the article to which the design is applied that form no part of the claim.

1 Claim, 5 Drawing Sheets



US D654,667 S

Page 2

U.S. PATENT DOCUMENTS

4,941,273	A *	7/1990	Gross	36/114	D532,960	S	12/2006	Pellerin	
5,628,129	A *	5/1997	Kilgore et al.	36/134	D542,520	S *	5/2007	Labonte	D2/946
5,647,149	A	7/1997	Dalebout		D564,206	S	3/2008	Seamans	
D393,146	S *	4/1998	Valle	D2/962	7,401,422	B1	7/2008	Scholz	
5,737,855	A *	4/1998	Jordan et al.	36/61	7,409,783	B2 *	8/2008	Chang	36/59 R
6,041,461	A	3/2000	Ogawa		7,428,790	B2 *	9/2008	Pellerin	36/134
D433,212	S	11/2000	Morie		D583,542	S *	12/2008	Gerber	D2/962
D439,732	S	4/2001	Grant		7,481,009	B2 *	1/2009	De Paoli	36/134
6,385,864	B1	5/2002	Sell		D596,837	S	7/2009	Dillenbeck	
6,793,996	B1 *	9/2004	Umezawa	36/126	7,730,637	B2 *	6/2010	Scholz	36/67 D
D522,223	S	6/2006	Murphy		7,832,117	B2 *	11/2010	Auger et al.	36/134
D529,263	S	10/2006	Wolf						

* cited by examiner

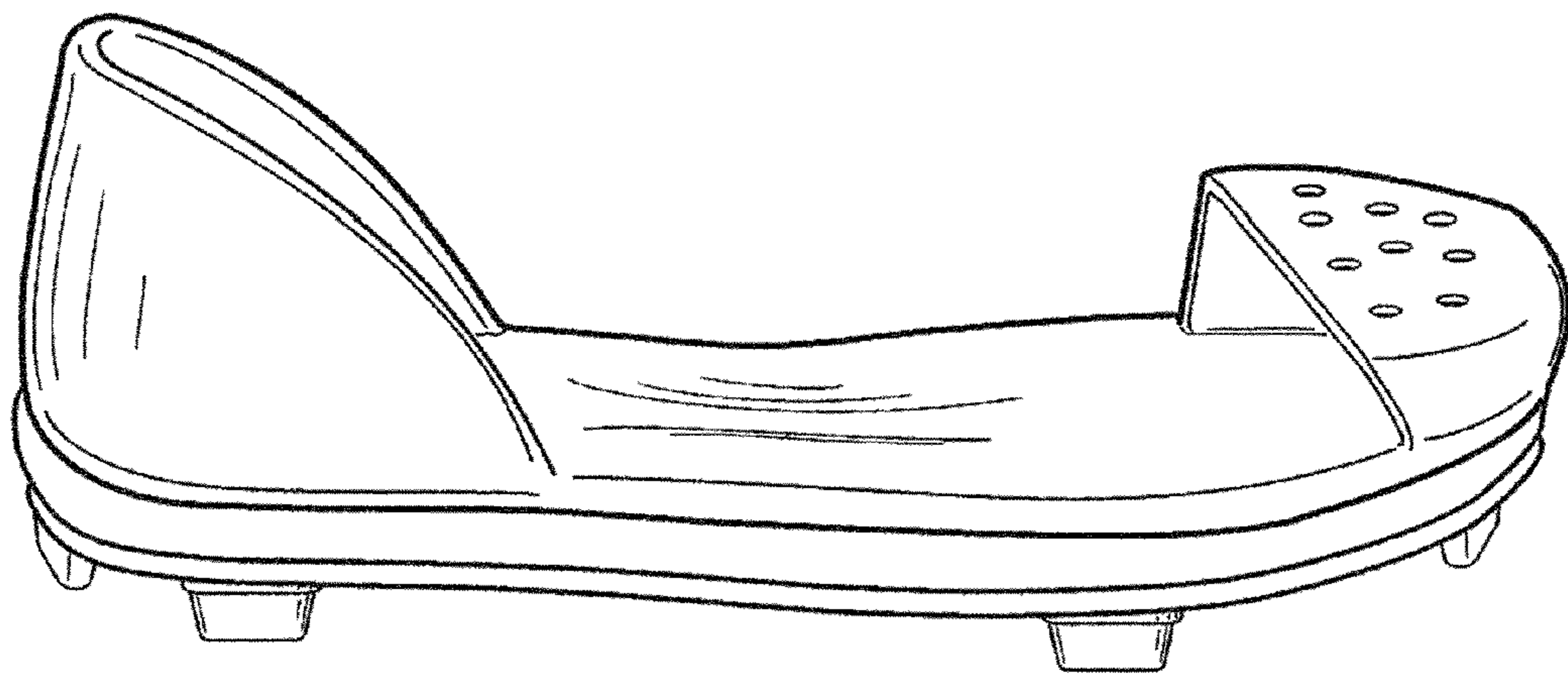


Fig.1

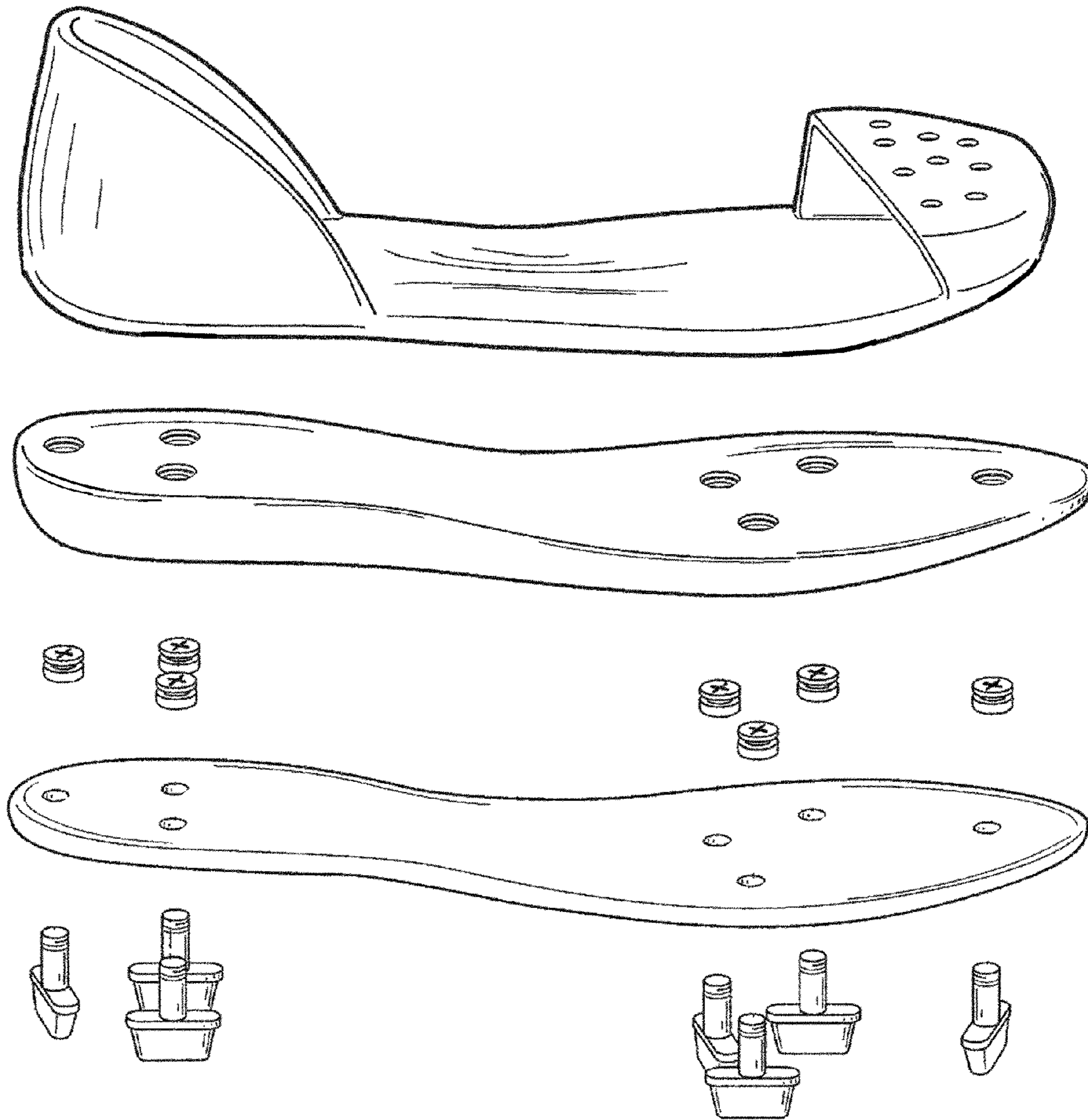


Fig. 2

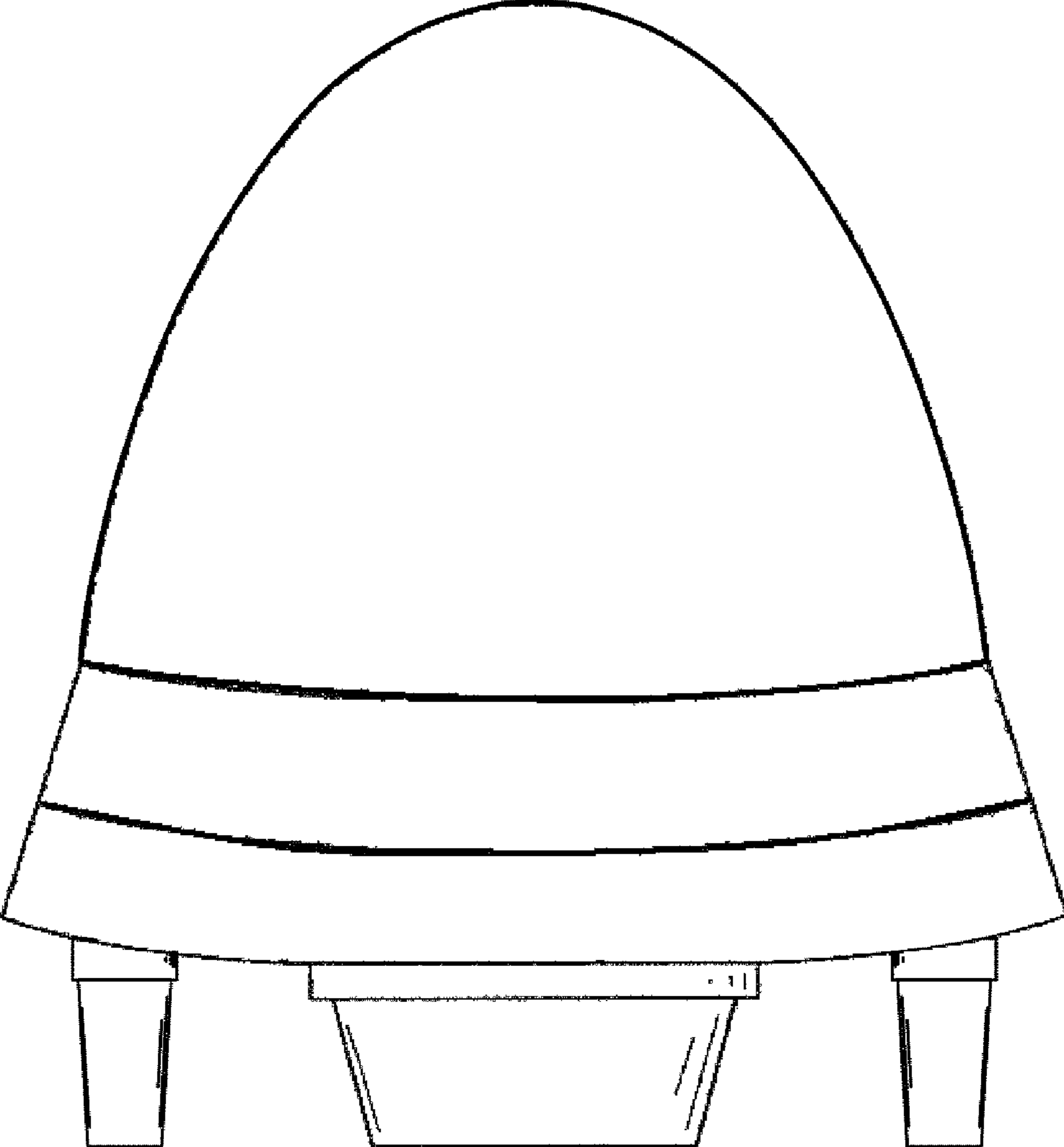


Fig. 3

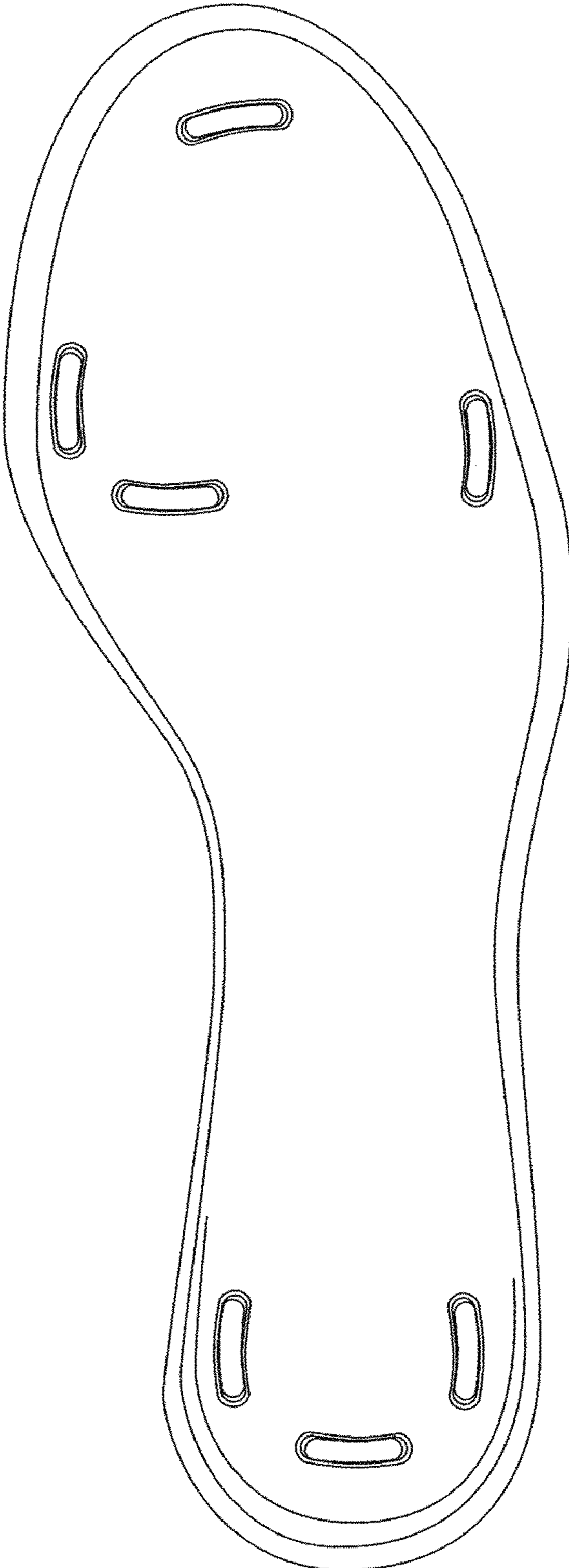


Fig. 4

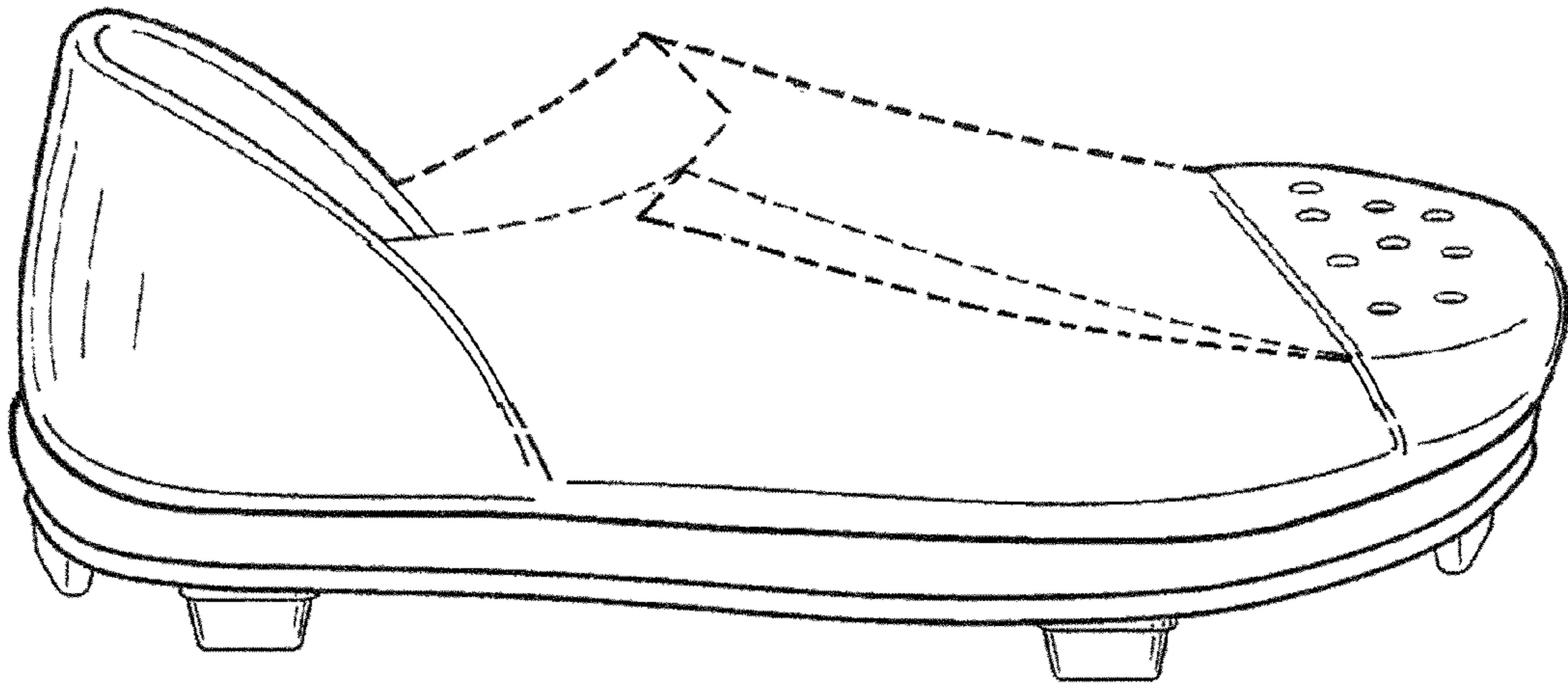


Fig. 5