



US00D654653S

(12) **United States Design Patent**
Johnson et al.

(10) **Patent No.:** **US D654,653 S**

(45) **Date of Patent:** **** Feb. 21, 2012**

(54) **CREMATION URN**

(76) Inventors: **Eugenia L. Johnson**, Albuquerque, NM (US); **Darrell W. Johnson**, Albuquerque, NM (US); **James A. Arias**, Albuquerque, NM (US)

(**) Term: **14 Years**

(21) Appl. No.: **29/348,112**

(22) Filed: **Dec. 1, 2009**

(51) **LOC (9) Cl.** **06-04**

(52) **U.S. Cl.** **D99/5**

(58) **Field of Classification Search** D99/3,
D99/5-8; 27/1, 2, 5, 6, 7; D9/432; D6/470;
52/104; 40/124.5

See application file for complete search history.

(56) **References Cited**

U.S. PATENT DOCUMENTS

2,806,278	A	*	9/1957	Crump	27/35
D201,132	S	*	5/1965	Lawrence	D99/5
D237,850	S		12/1975	Booty		
D350,010	S		8/1994	May et al.		
D359,831	S	*	6/1995	Parker	D99/5
D421,672	S	*	3/2000	Thesken	D99/5
D432,285	S		10/2000	Baldwin et al.		
D433,209	S	*	10/2000	Baldwin et al.	D99/5
D436,758	S		1/2001	Rodrigues		
D438,362	S		2/2001	Robinson		
D438,687	S		3/2001	Robinson		
D442,347	S		5/2001	Parker		
D444,287	S	*	6/2001	Cass	D99/5
D444,288	S		6/2001	Robinson		

D444,932	S	*	7/2001	Greiwe et al.	D99/5
6,735,831	B1		5/2004	Greiwe et al.		
D494,727	S		8/2004	Poteet		
D543,005	S		5/2007	Pertz		
D609,874	S	*	2/2010	Doty	D99/5
D612,571	S	*	3/2010	Doty	D99/5
D618,424	S	*	6/2010	Doty	D99/5
D618,425	S	*	6/2010	Doty	D99/5
2006/0174461	A1		8/2006	Roberts		
2007/0033777	A1		2/2007	Blessing		
2009/0030804	A1		1/2009	Sell		

* cited by examiner

Primary Examiner — Holly Baynham

Assistant Examiner — Michelle E Wilson

(74) *Attorney, Agent, or Firm* — Kevin Lynn Wildenstein

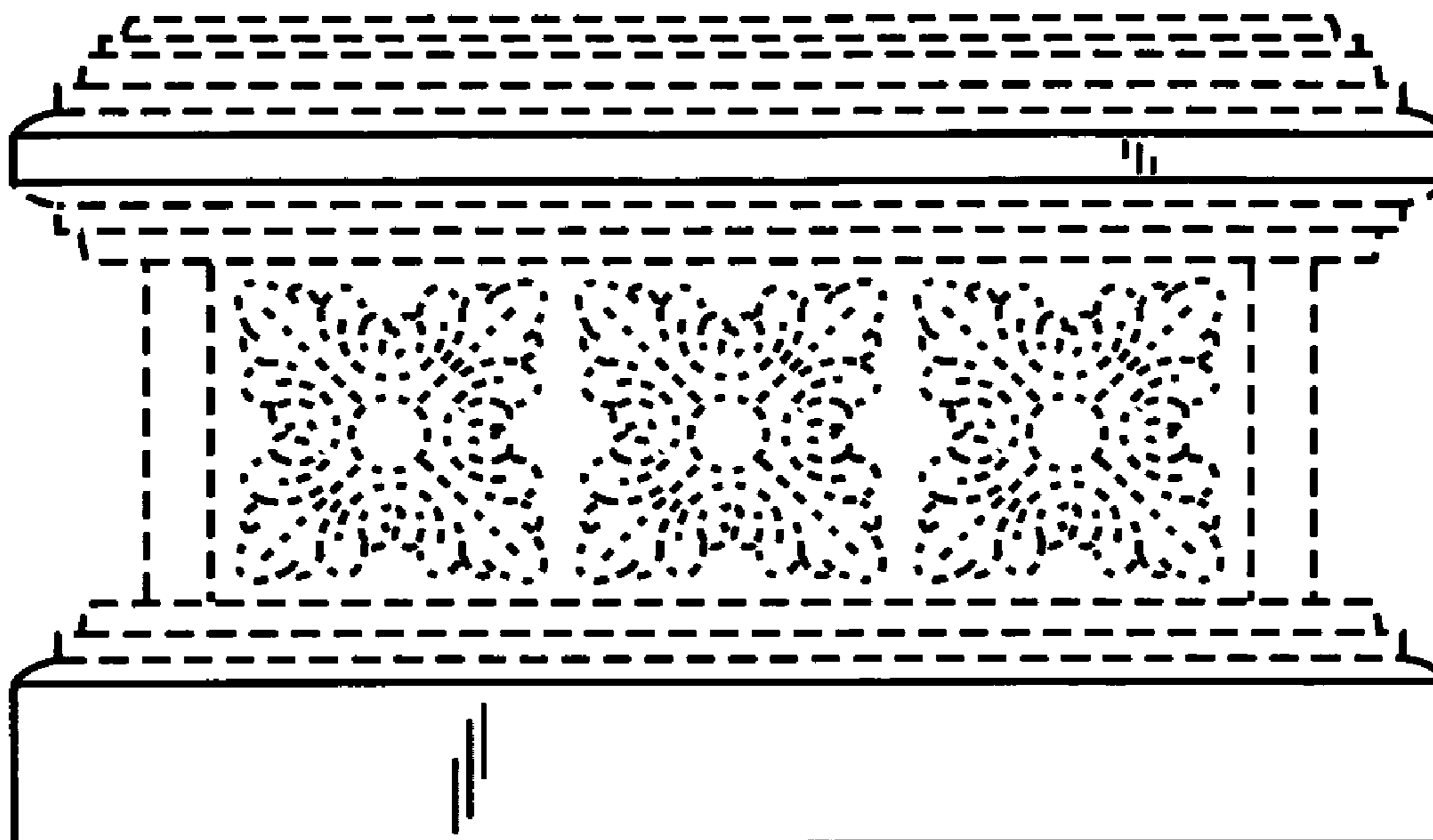
(57) **CLAIM**

We claim the ornamental design for a cremation urn, as shown and described.

DESCRIPTION

FIG. 1 is a front side plan view of a cremation urn, the rear side view having the same ornamental view;
FIG. 2 is a right side plan thereof, the left side having the same ornamental view;
FIG. 3 is a top plan view thereof;
FIG. 4 is a bottom plan view thereof;
FIG. 5 is a top side exploded view thereof; and,
FIG. 6 is a front, right side and bottom perspective view thereof, the back and left side being a mirror image.
The broken lines showing optional decorative elements on the cremation urn are for the purposes of showing environment and form no part of the claimed design.

1 Claim, 4 Drawing Sheets



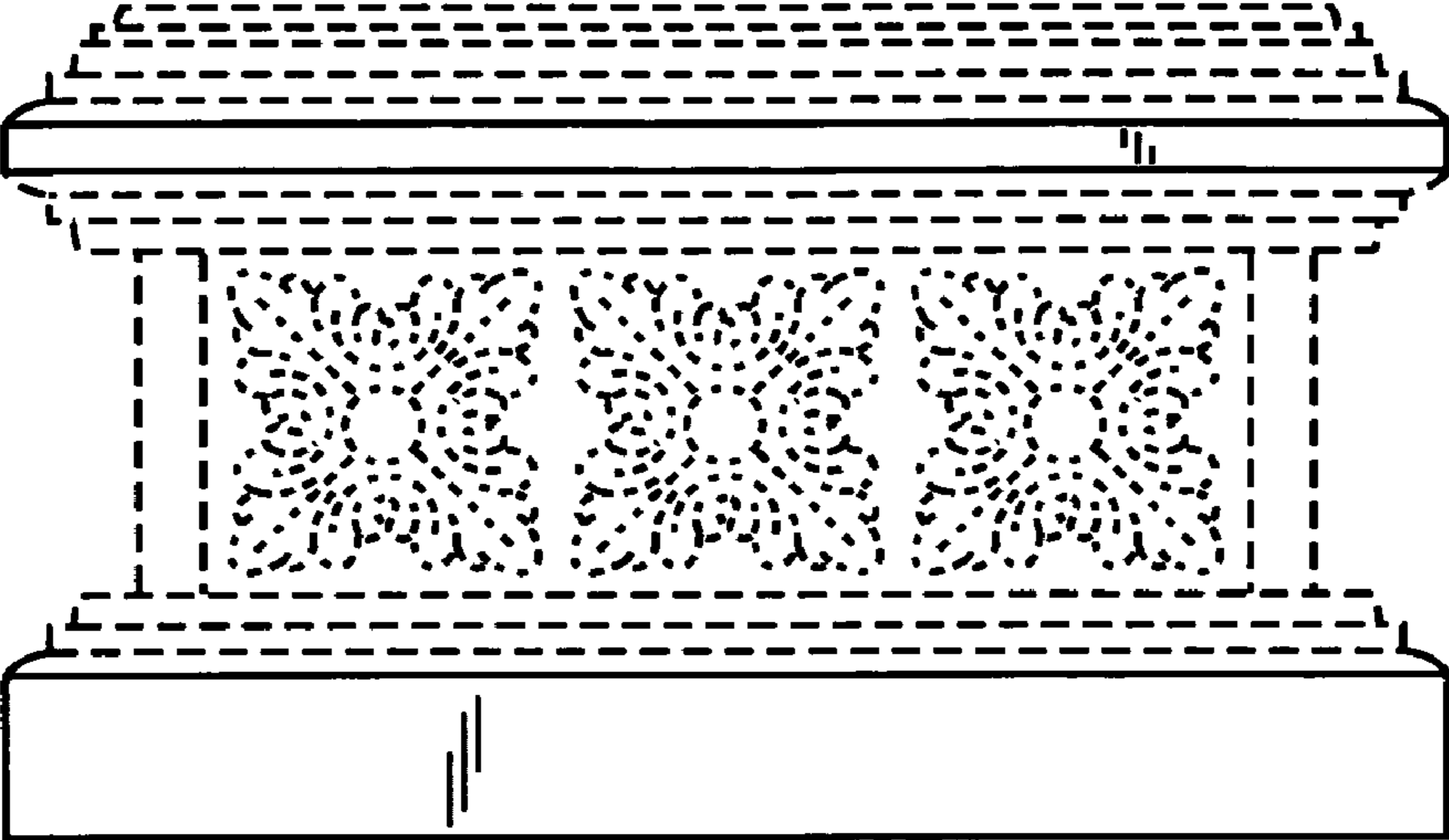


Fig. 1

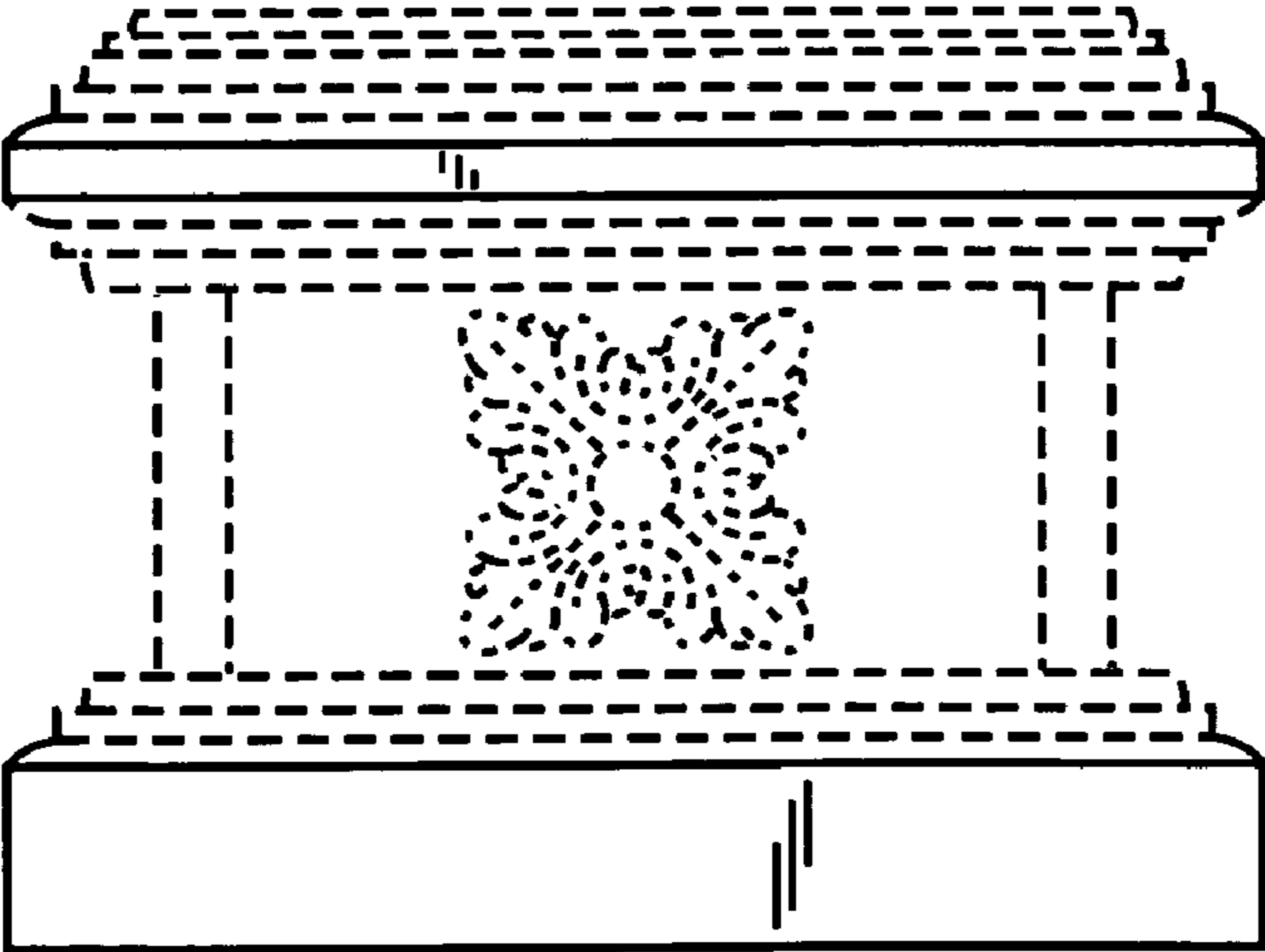


Fig. 2




Fig. 3

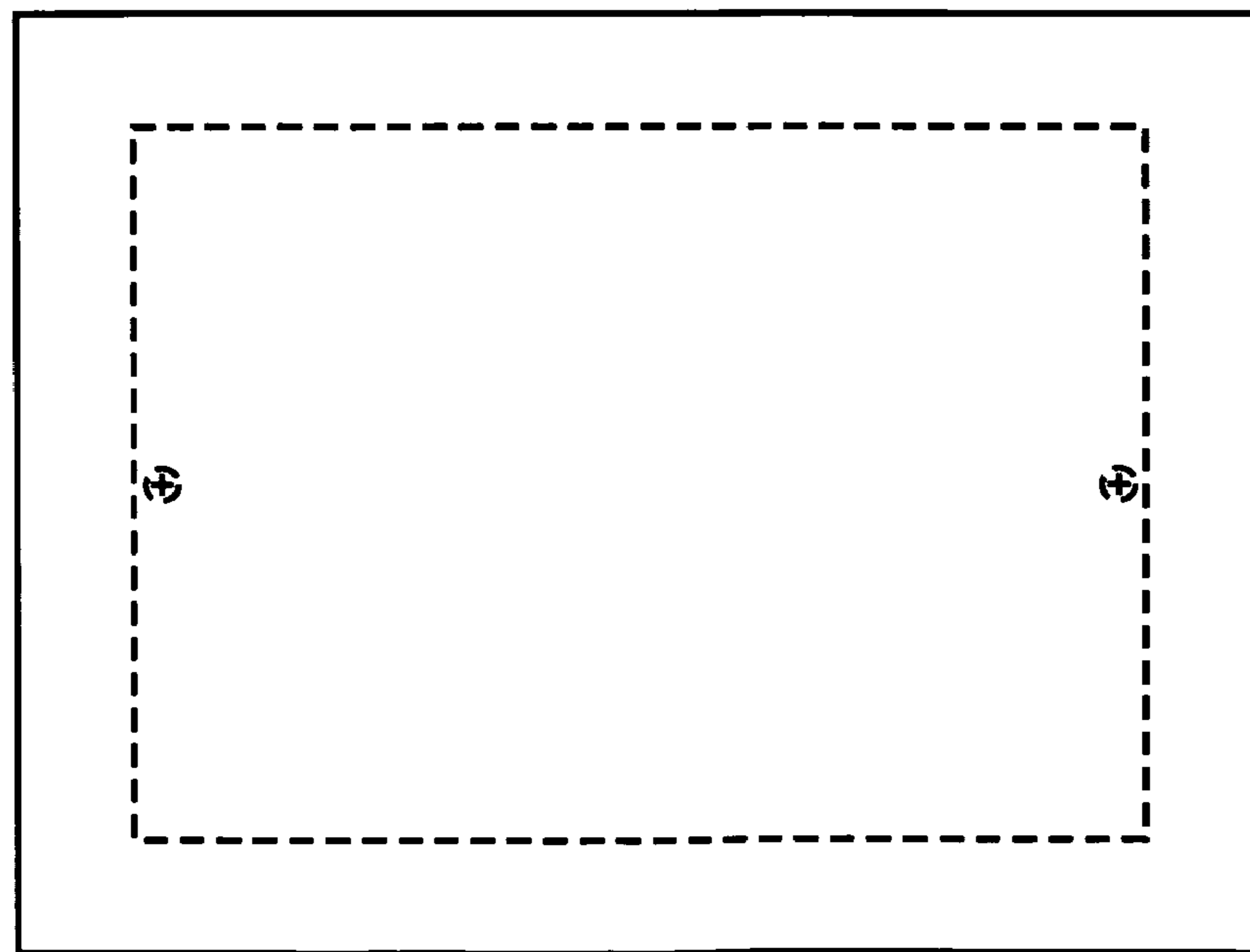


Fig. 4

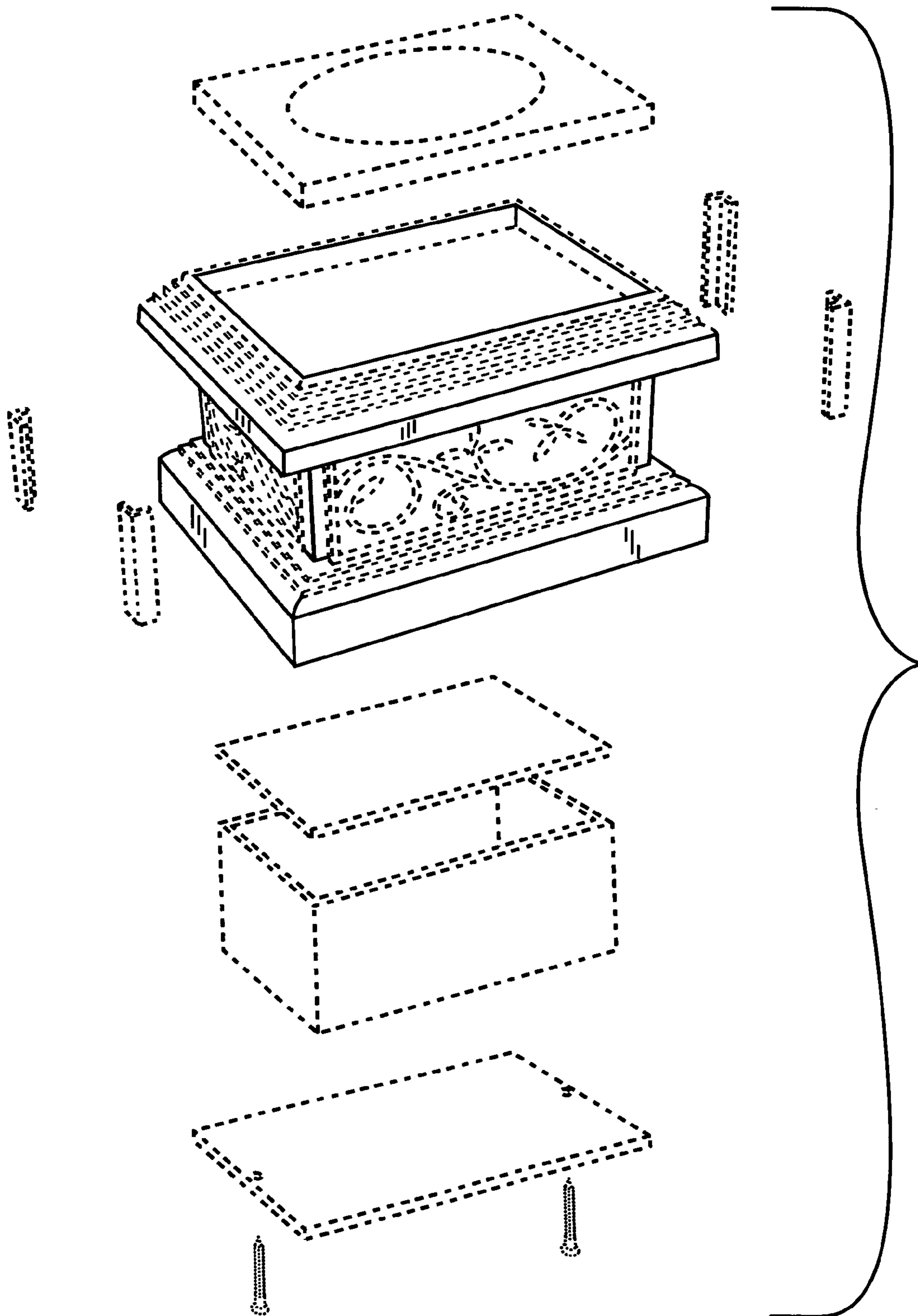


Fig. 5

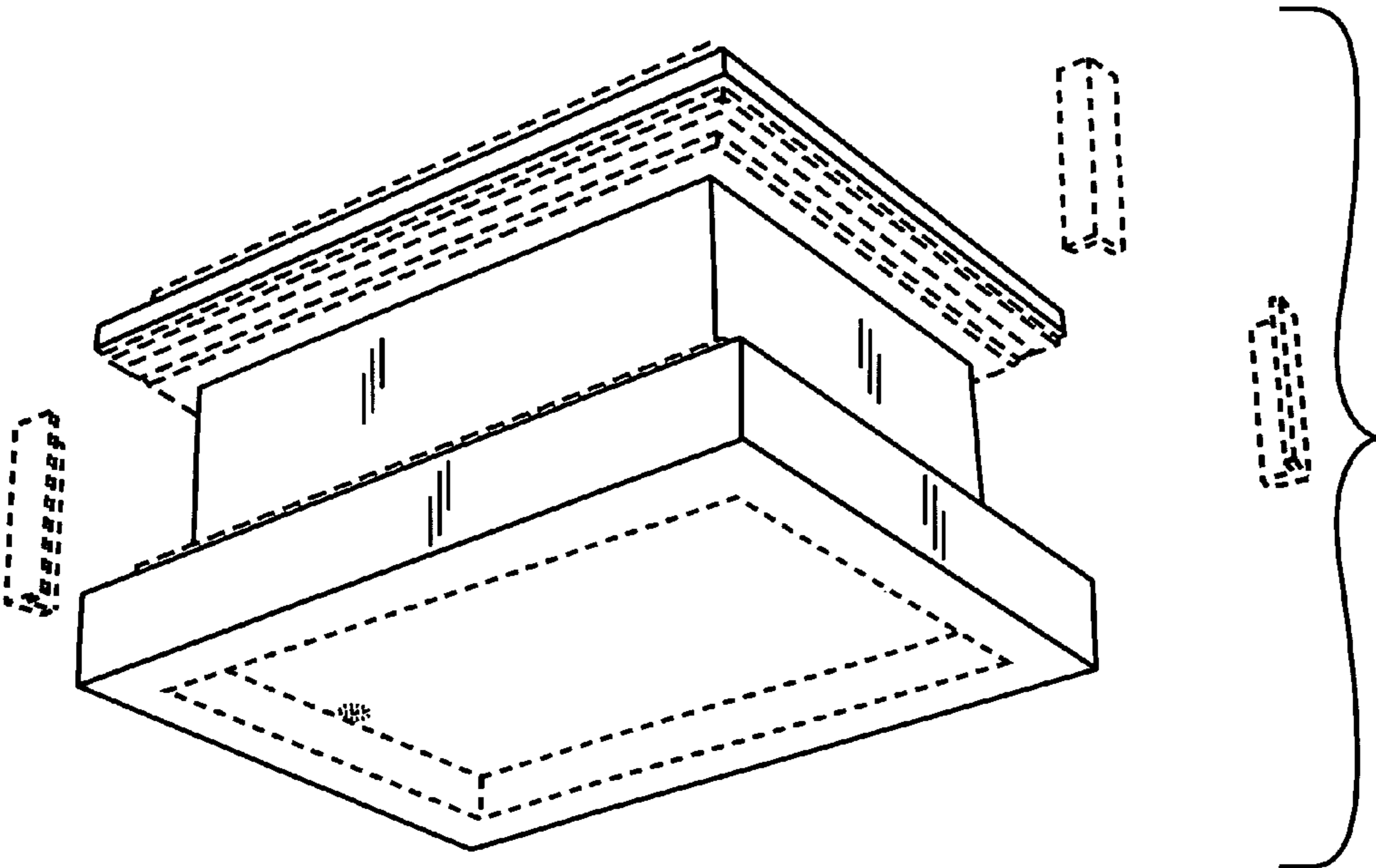


Fig. 6