



US00D654635S

(12) **United States Design Patent**  
**Reaux**

(10) **Patent No.:** **US D654,635 S**  
(45) **Date of Patent:** **\*\* Feb. 21, 2012**

- (54) **TEAR-OFF GLOVE SHEET ASSEMBLY**
- (75) Inventor: **Brian K. Reaux**, Red Oak, TX (US)
- (73) Assignee: **Brian K. Reaux**, Red Oak, TX (US)
- (\*\*) Term: **14 Years**
- (21) Appl. No.: **29/372,798**
- (22) Filed: **Jan. 16, 2011**
- (51) **LOC (9) Cl.** ..... **02-06**
- (52) **U.S. Cl.** ..... **D29/117.1**
- (58) **Field of Classification Search** ..... D2/610,  
D2/616, 617, 618, 619, 620, 621, 623; D20/33;  
D24/190; D29/113, 114, 116.2, 117.1, 117.2,  
D29/122, 123; D32/40, 41, 42, 43; D28/63;  
2/16, 20, 21, 159, 161.1, 161.2, 161.3, 161.4,  
2/161.5, 161.6, 161.7, 161.8, 162, 167, 169,  
2/170; 221/26, 34  
See application file for complete search history.

6,571,397	B1 *	6/2003	Williams	.....	2/239
6,578,729	B2 *	6/2003	Grinberg	.....	221/26
6,662,377	B2 *	12/2003	Williams	.....	2/239
6,708,840	B2 *	3/2004	Grinberg	.....	221/34
6,955,276	B2 *	10/2005	Grinberg	.....	221/34
D516,215	S *	2/2006	Jones	.....	D24/169
D549,399	S *	8/2007	Davis	.....	D29/117.1
D549,428	S *	8/2007	Schuller et al.	.....	D2/617
D549,928	S *	9/2007	Schuller et al.	.....	D2/617
D549,929	S *	9/2007	Schuller et al.	.....	D2/617
D590,104	S *	4/2009	Keaveney	.....	D29/117.1
7,624,456	B2 *	12/2009	Williams et al.	.....	2/169

\* cited by examiner

*Primary Examiner* — Karen E Eldridge Powers

(57) **CLAIM**  
I claim the ornamental design for a tear-off glove sheet assembly, as shown and described.

**DESCRIPTION**


FIG. 1 is a front perspective view of a tear-off glove sheet assembly showing my new design;  
 FIG. 2 is a top/left side perspective view thereof;  
 FIG. 3 is a top plan view thereof;  
 FIG. 4 is a bottom plan view thereof; and,  
 FIG. 5 is an exploded top/left side perspective view thereof, showing one glove sheet torn away from the tear-off glove sheet assembly. The remaining sheets of the tear-off glove assembly are shown in a fanned-open position for clarity of illustration.  
 The dashed-dot-dashed broken lines shown in the drawings illustrate perforations and form a part of the claimed design. The uniformly-segmented broken lines shown in FIG. 1 show the arm of a wearer to illustrate how the design appears when worn and forms no part of the claimed design.

**1 Claim, 5 Drawing Sheets**

(56) **References Cited**

U.S. PATENT DOCUMENTS

1,404,655	A *	1/1922	Scharman	.....	2/169
D163,675	S *	6/1951	Breath	.....	D2/616
3,072,914	A *	1/1963	Velonis et al.	.....	2/167
3,384,083	A *	5/1968	Cozza et al.	.....	604/292
3,866,245	A *	2/1975	Sutherland	.....	2/169
4,240,157	A *	12/1980	Peters	.....	2/161.6
4,783,857	A *	11/1988	Suzuki et al.	.....	2/167
5,569,507	A *	10/1996	Goodwin et al.	.....	428/76
5,655,682	A *	8/1997	Hoffrichter	.....	221/45
5,740,551	A *	4/1998	Walker	.....	2/16
5,832,539	A *	11/1998	Williams	.....	2/239
5,869,072	A *	2/1999	Berry	.....	424/402
5,966,741	A *	10/1999	Klecina	.....	2/169



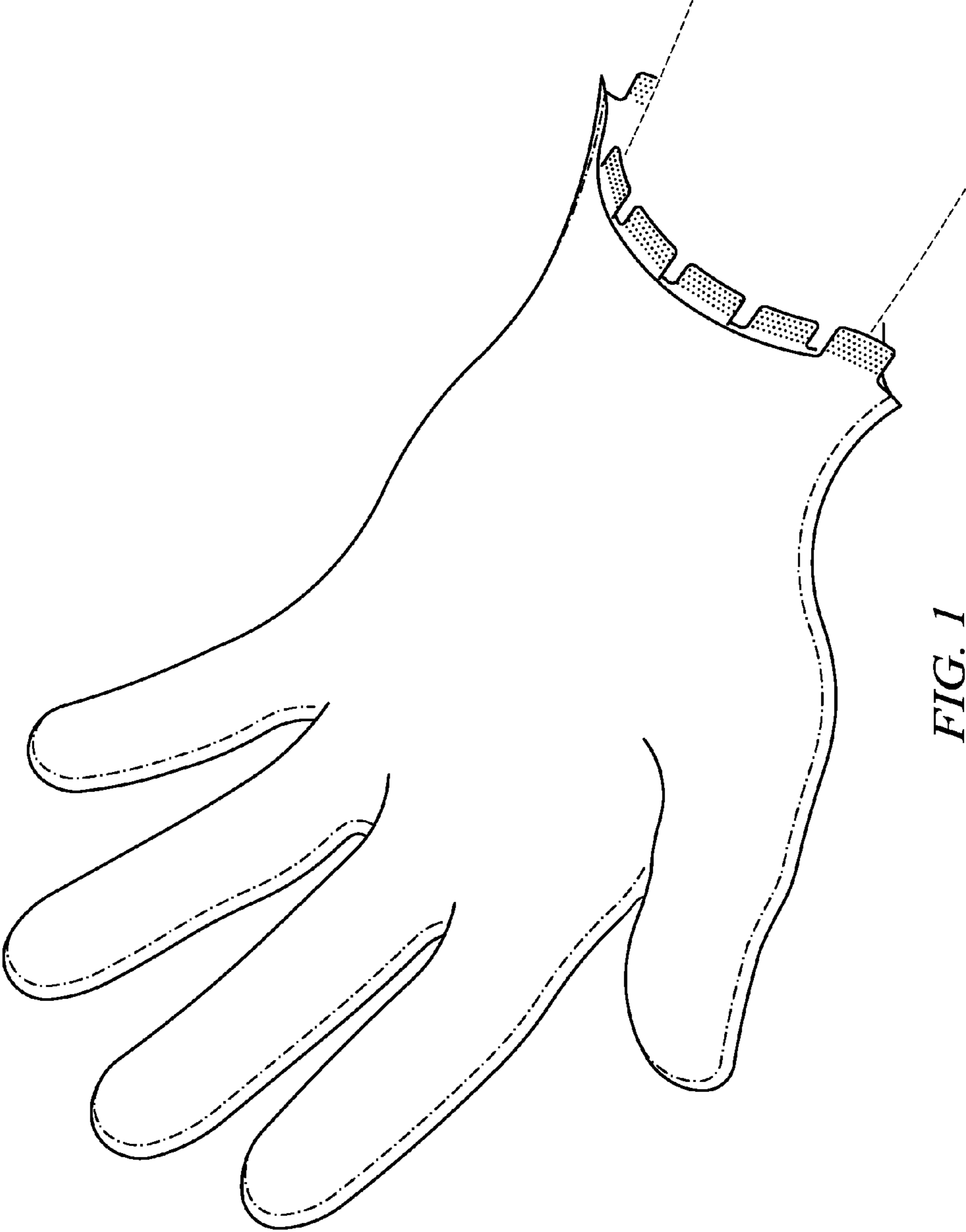


FIG. 1

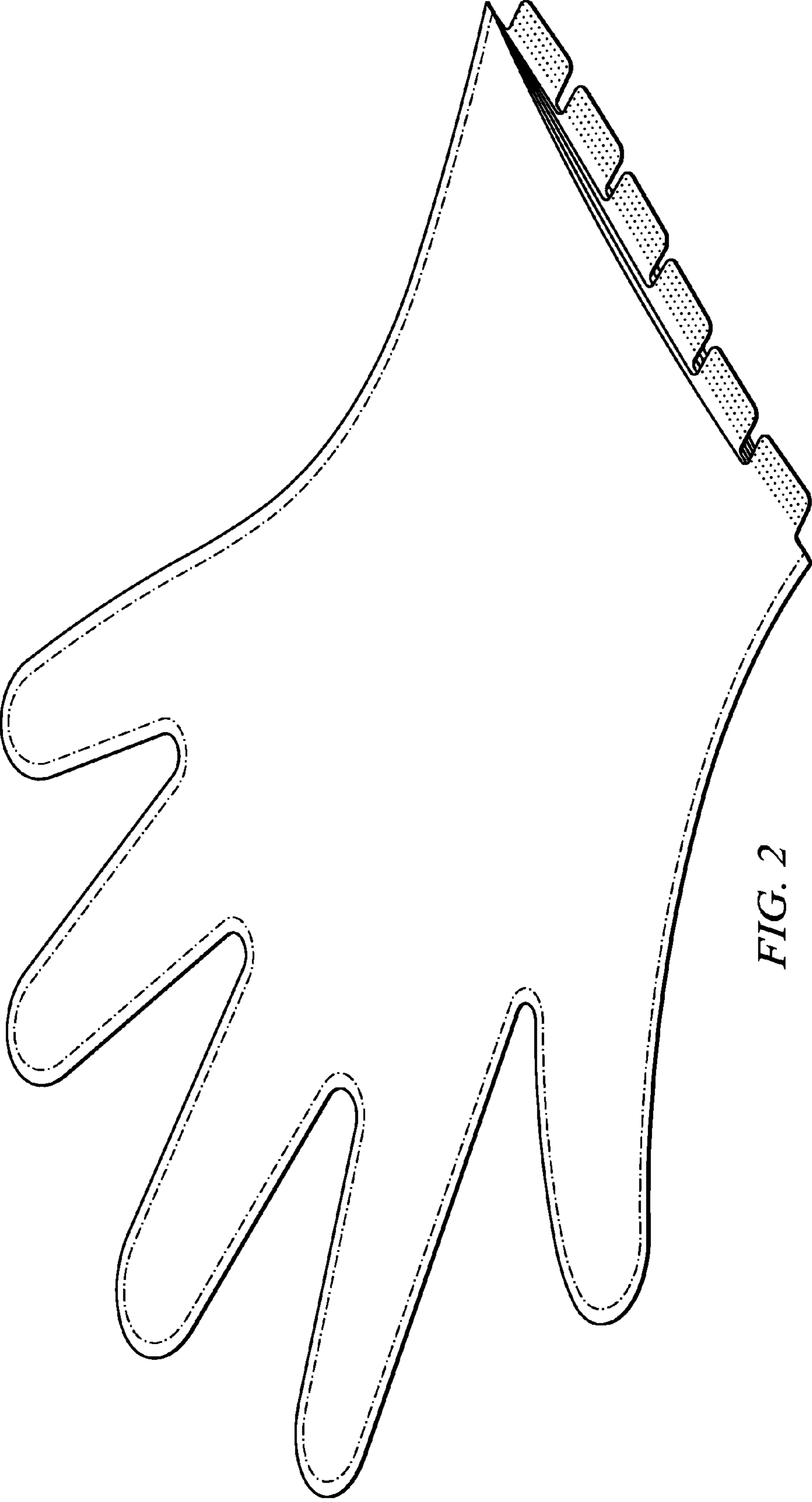


FIG. 2




FIG. 3




FIG. 4

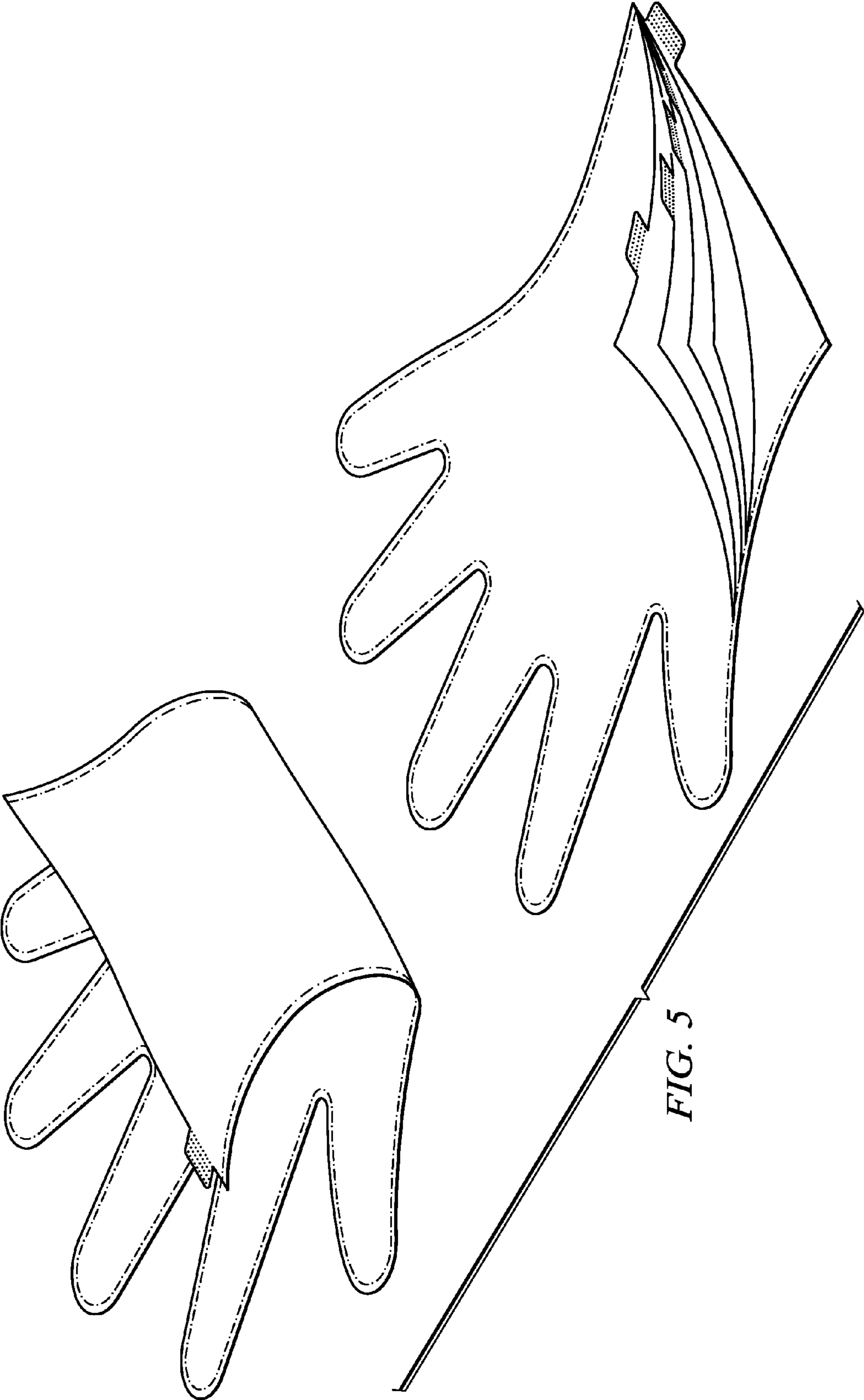


FIG. 5