



US00D654628S

(12) **United States Design Patent**  
**Aris et al.**

(10) **Patent No.:** **US D654,628 S**

(45) **Date of Patent:** **\*\* Feb. 21, 2012**

(54) **HELMET**

(75) Inventors: **Dominique Aris**, Los Angeles, CA (US);  
**James A. Chilson**, Ketchum, ID (US);  
**Eric Carlson**, Ketchum, ID (US)

(73) Assignee: **Smith Optics, Inc.**, Ketchum, ID (US)

(\*\*) Term: **14 Years**

(21) Appl. No.: **29/383,586**

(22) Filed: **Jan. 19, 2011**

(51) **LOC (9) Cl.** ..... **02-03**

(52) **U.S. Cl.** ..... **D29/102**

(58) **Field of Classification Search** ..... D29/102-112,  
D29/122; D2/869-870, 878, 879, 882, 886,  
D2/888; 2/410, 411-414, 416-425, 5, 6.6-6.8,  
2/9

See application file for complete search history.

(56) **References Cited**

**U.S. PATENT DOCUMENTS**

5,701,610	A *	12/1997	Hsu	2/425
D414,585	S *	9/1999	Ho	D29/102
D445,219	S *	7/2001	Ho	D29/102
D447,288	S *	8/2001	Ho	D29/102
D452,941	S *	1/2002	Ho	D29/102
D452,942	S *	1/2002	Ho	D29/102
D453,056	S *	1/2002	Garneau	D29/106
D455,522	S *	4/2002	Royes et al.	D29/102

6,446,271	B1 *	9/2002	Ho	2/414
D464,468	S *	10/2002	Ho	D29/102
D481,171	S *	10/2003	Ho	D29/102
D549,394	S *	8/2007	Broeckl	D29/102
D628,346	S *	11/2010	Petzl	D29/102
D640,418	S *	6/2011	Petzl	D29/102
7,975,320	B2 *	7/2011	Muskovitz et al.	2/425
2004/0250339	A1 *	12/2004	Musal	2/410
2005/0283885	A1 *	12/2005	Stroud et al.	2/411
2006/0059606	A1 *	3/2006	Ferrara	2/412
2007/0130672	A1 *	6/2007	Beddoe et al.	2/410
2007/0136932	A1 *	6/2007	Muskovitz et al.	2/410
2008/0295228	A1 *	12/2008	Muskovitz	2/412

\* cited by examiner

*Primary Examiner* — Rosemary K Tarcza

(74) *Attorney, Agent, or Firm* — Dorsey & Whitney LLP

(57) **CLAIM**

The ornamental design for a helmet, as shown and described.

**DESCRIPTION**

FIG. 1 is a front perspective view of an embodiment of a helmet;

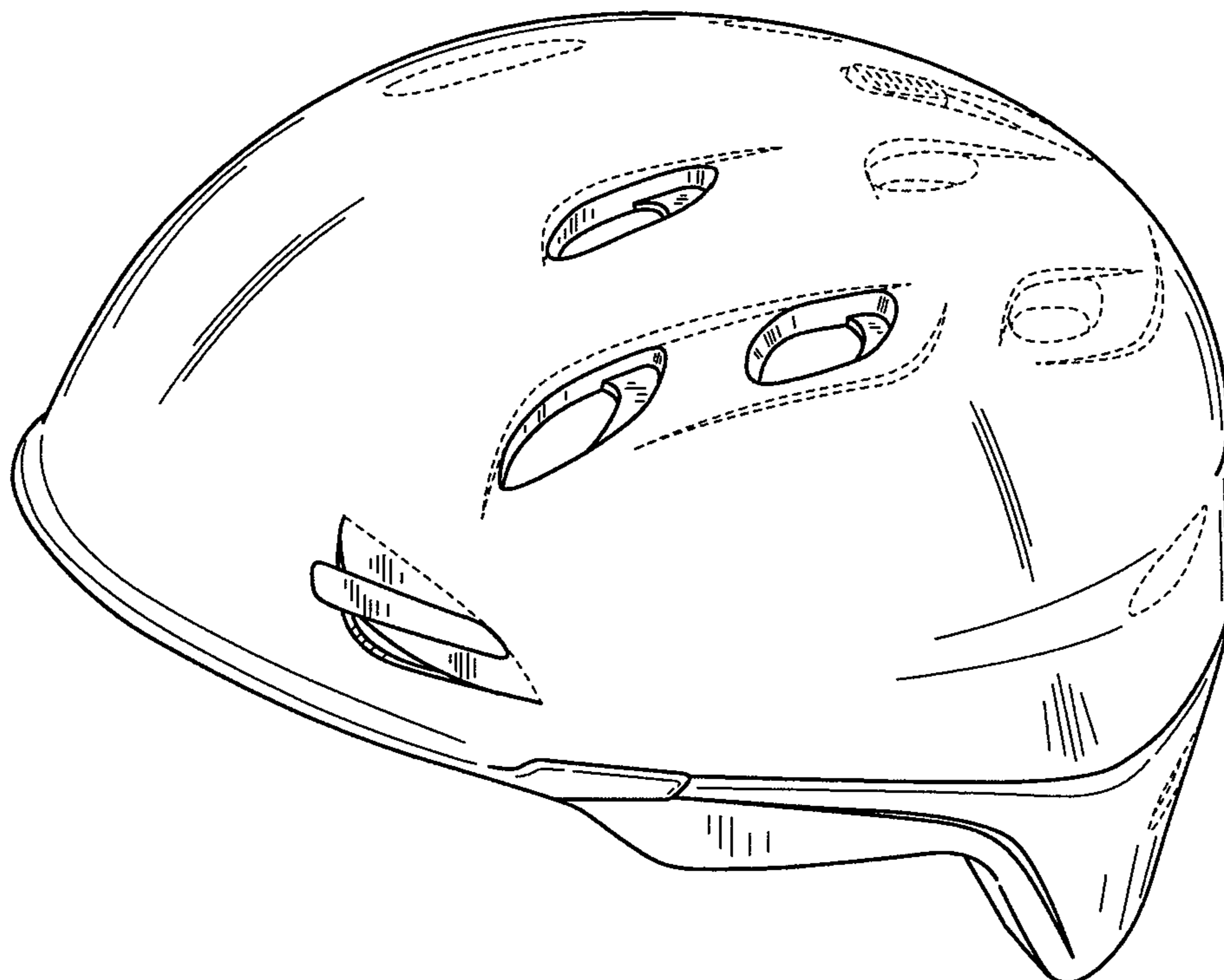
FIG. 2 is a back perspective view of the helmet of FIG. 1;

FIG. 3 is a front view of the helmet of FIG. 1; and,

FIG. 4 is a top view of the helmet of FIG. 1.

The broken lines are provided for illustrative purposes only, and form no part of the claimed design. The shading in the drawings is solely for the purpose of illustration.

**1 Claim, 4 Drawing Sheets**



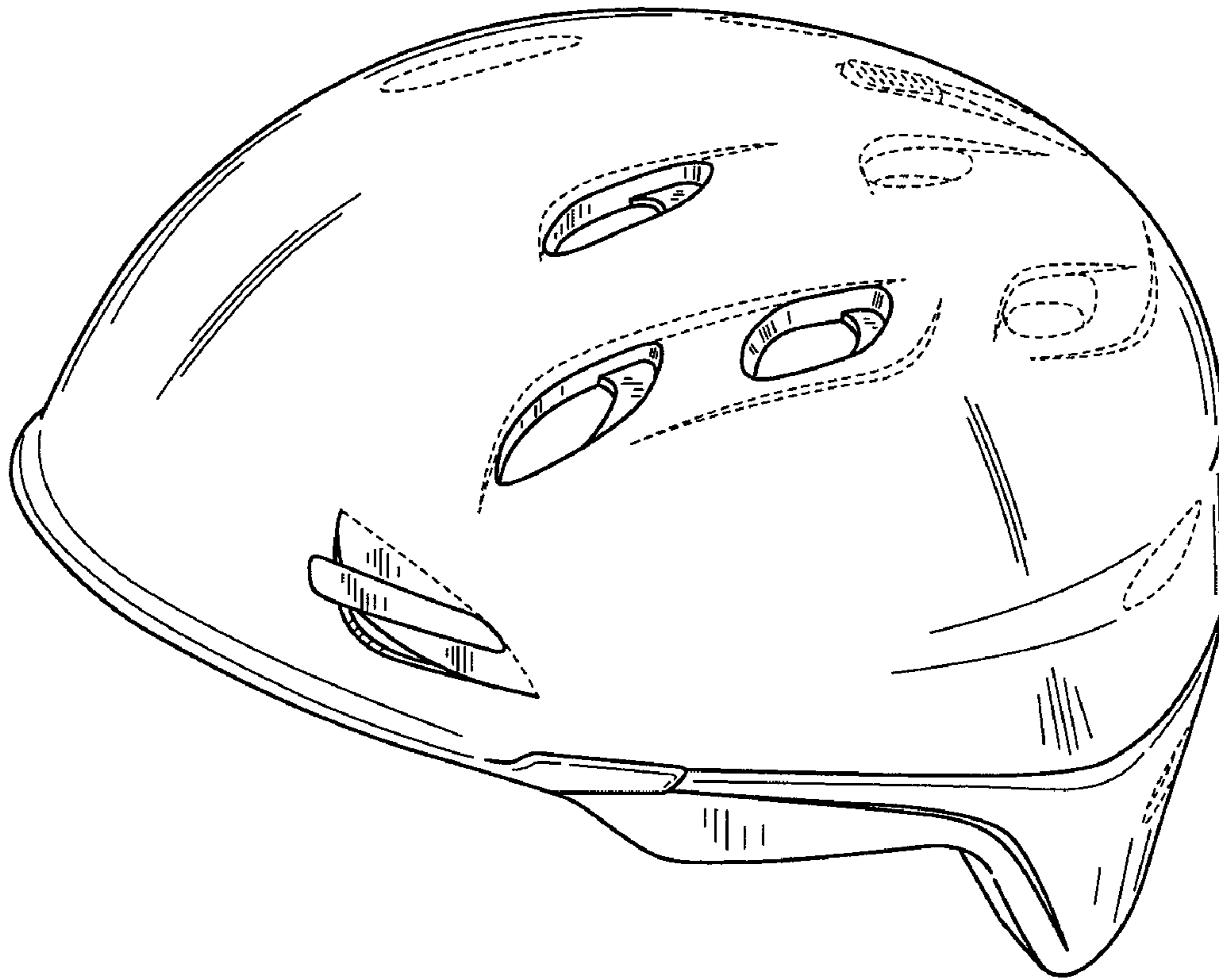


FIGURE 1

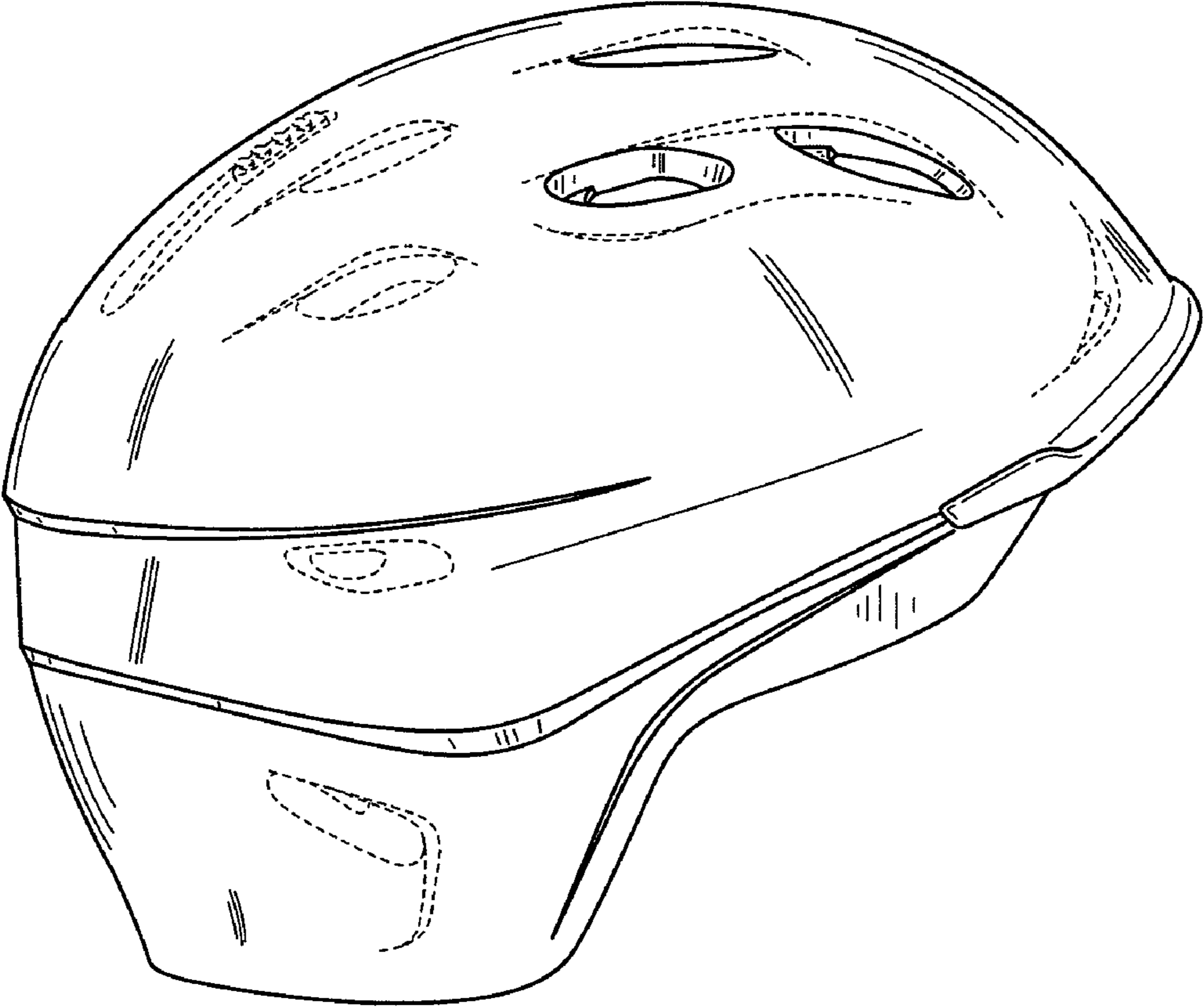


FIGURE 2

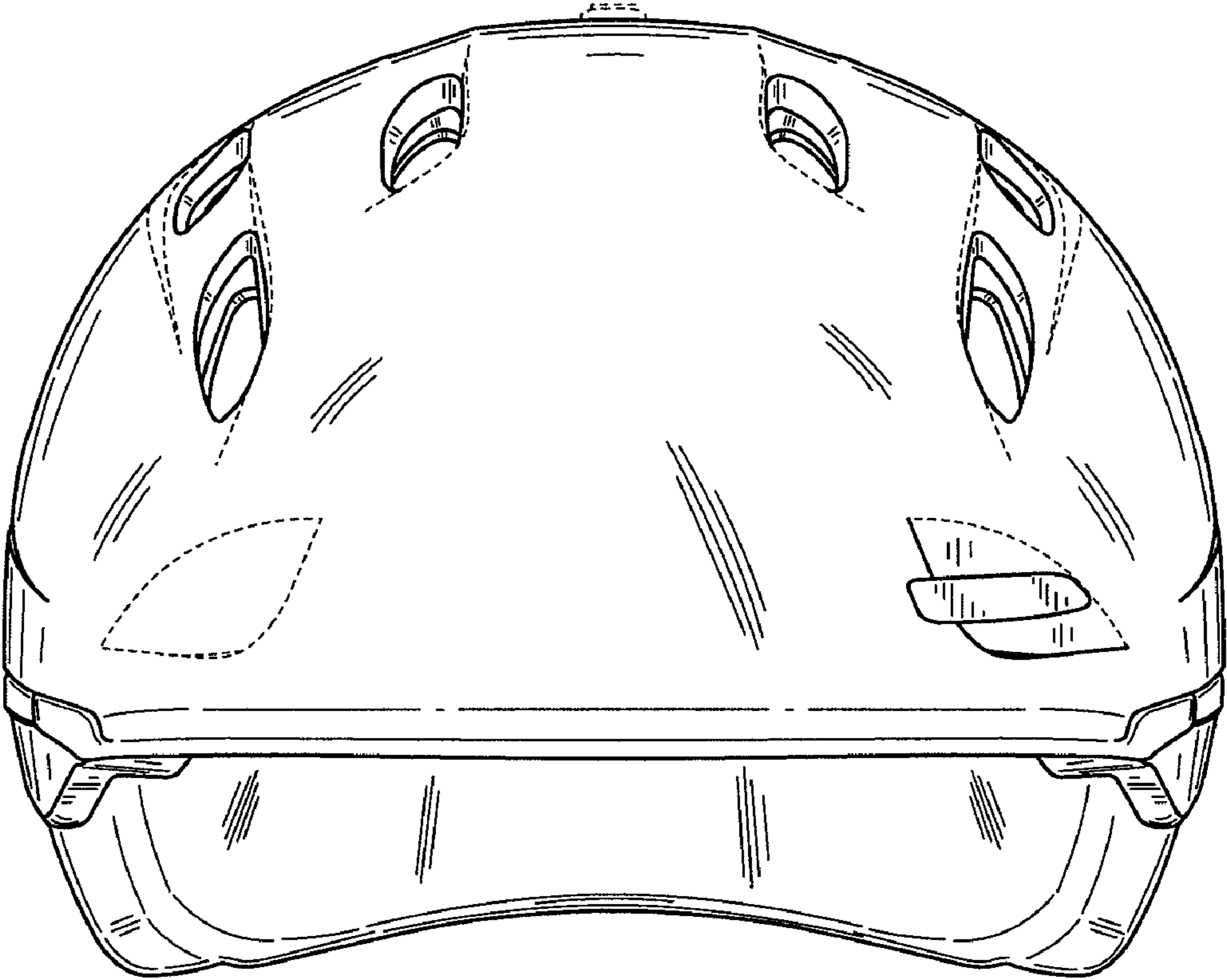


FIGURE 3

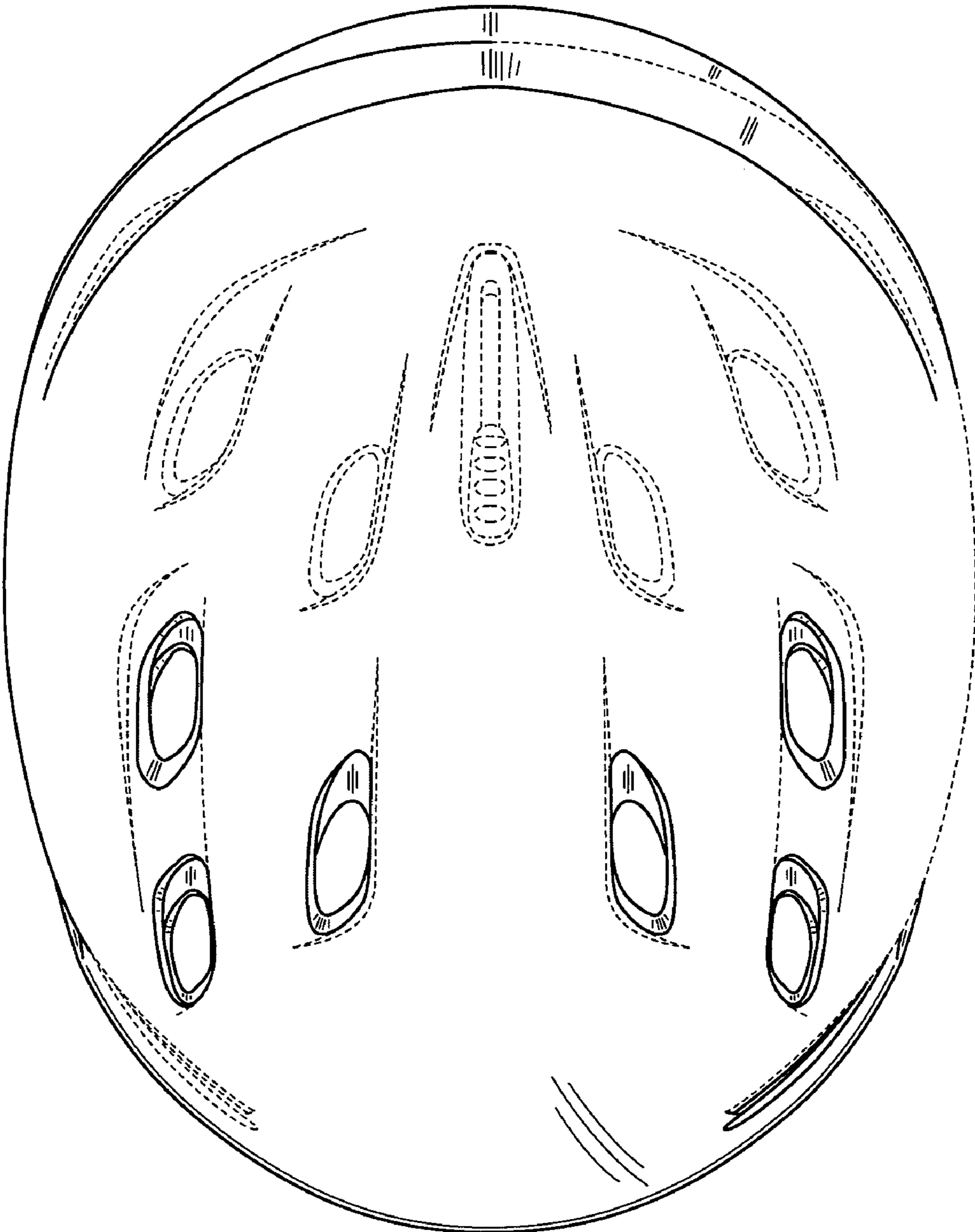


FIGURE 4