



US00D654623S

(12) **United States Design Patent**  
**Hsu**

(10) **Patent No.:** **US D654,623 S**

(45) **Date of Patent:** **\*\* Feb. 21, 2012**

(54) **HAIR BAND**

(76) Inventor: **Shih-Ling Hsu**, Tainan (TW)

(\*\*) Term: **14 Years**

(21) Appl. No.: **29/401,813**

(22) Filed: **Sep. 15, 2011**

(51) **LOC (9) Cl.** ..... **28-03**

(52) **U.S. Cl.** ..... **D28/41**

(58) **Field of Classification Search** ..... D28/21-34,  
D28/39-43; 132/101, 126, 128-131, 144,  
132/148, 219, 275-284; D8/396, 394, 383;  
D11/1-5, 12, 18, 26, 27, 184; 63/3, 15, 15.4,  
63/41

See application file for complete search history.

(56) **References Cited**

**U.S. PATENT DOCUMENTS**

D347,493 S *	5/1994	Connolly	.....	D28/41
D357,335 S *	4/1995	Cathcart	.....	D28/41
5,655,224 A *	8/1997	Sears	.....	2/171
D388,588 S *	1/1998	Gruters et al.	.....	D2/866

D400,340 S *	11/1998	Poczos	.....	D2/866
D404,524 S *	1/1999	Tsai	.....	D28/41
D413,693 S *	9/1999	Minnelli	.....	D28/41
D431,878 S *	10/2000	Holowich	.....	D28/39
D434,184 S *	11/2000	Acker	.....	D28/41
D450,885 S *	11/2001	Neary et al.	.....	D28/41
D642,739 S *	8/2011	Helminen	.....	D28/41

\* cited by examiner

*Primary Examiner* — Zenia Bennett

(57) **CLAIM**

The ornamental design for a hair band, as shown and described.

**DESCRIPTION**

FIG. 1 is a perspective view of a hair band showing my new design thereof;

FIG. 2 is a front elevational view thereof;

FIG. 3 is a rear elevational view thereof;

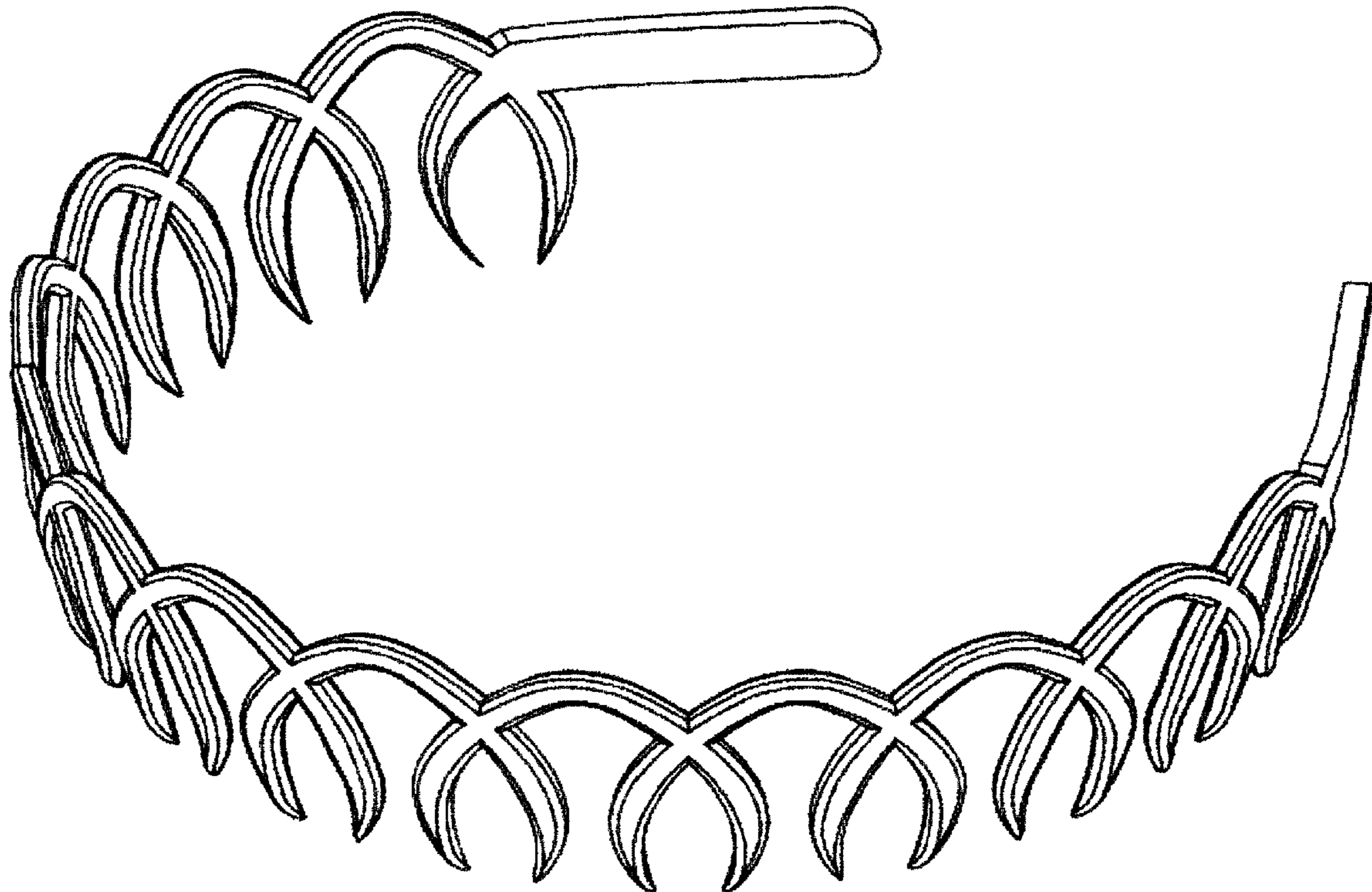
FIG. 4 is a left side elevational view thereof;

FIG. 5 is a right side elevational view thereof;

FIG. 6 is a top plan view thereof; and,

FIG. 7 is a bottom plan view thereof.

**1 Claim, 7 Drawing Sheets**



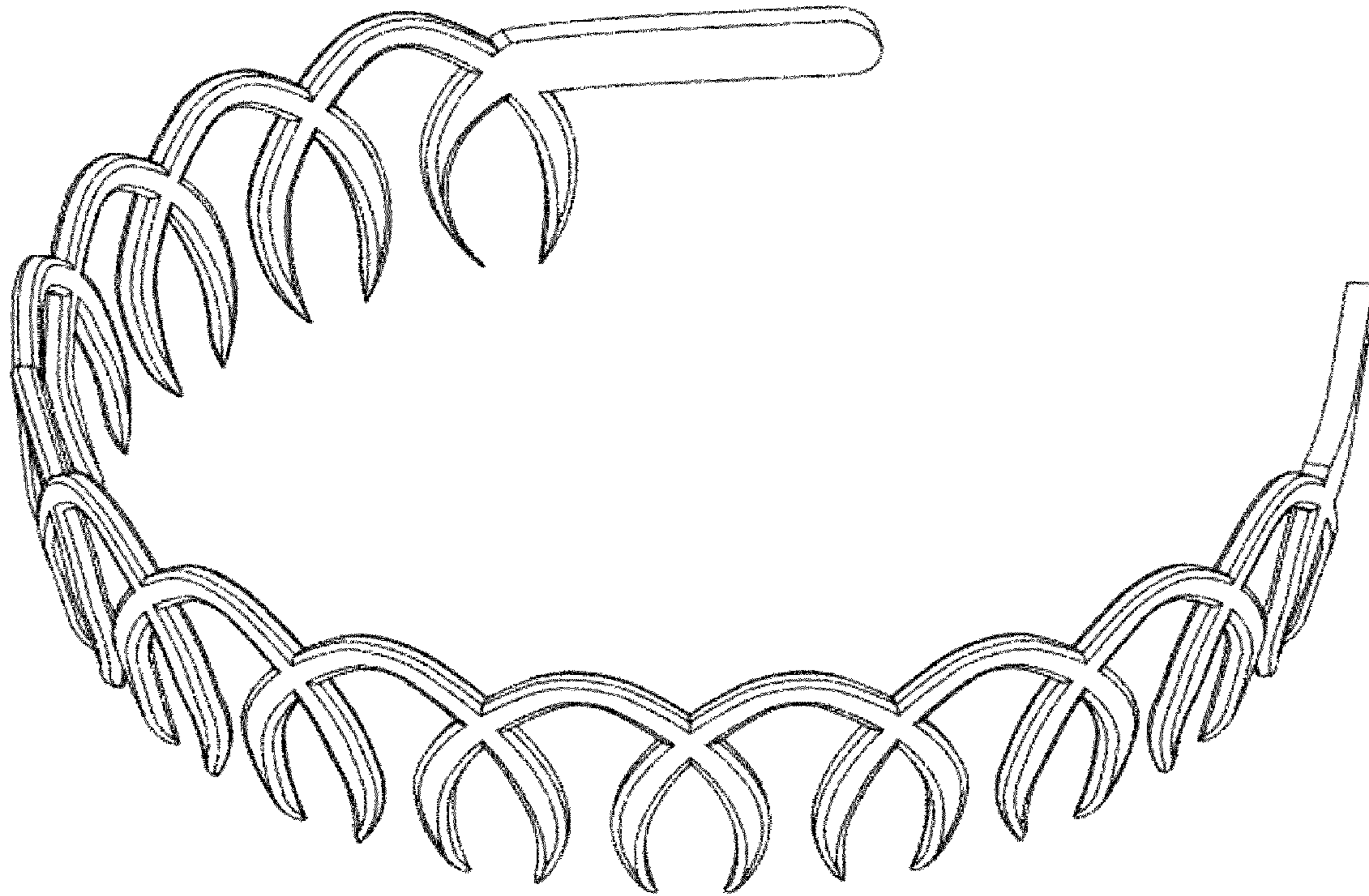


FIG. 1




FIG. 2




FIG. 3






FIG. 4




FIG. 5

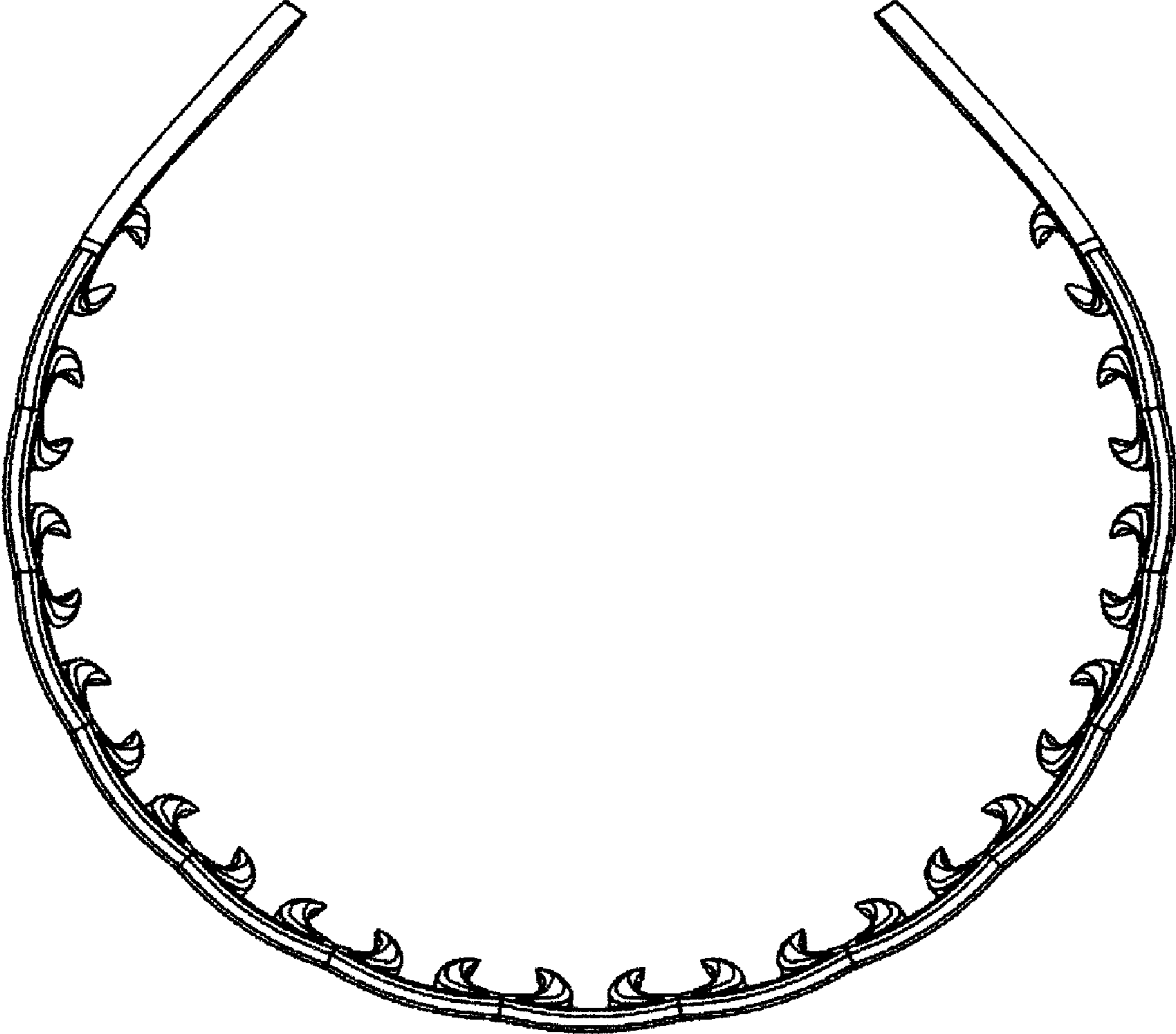


FIG. 6

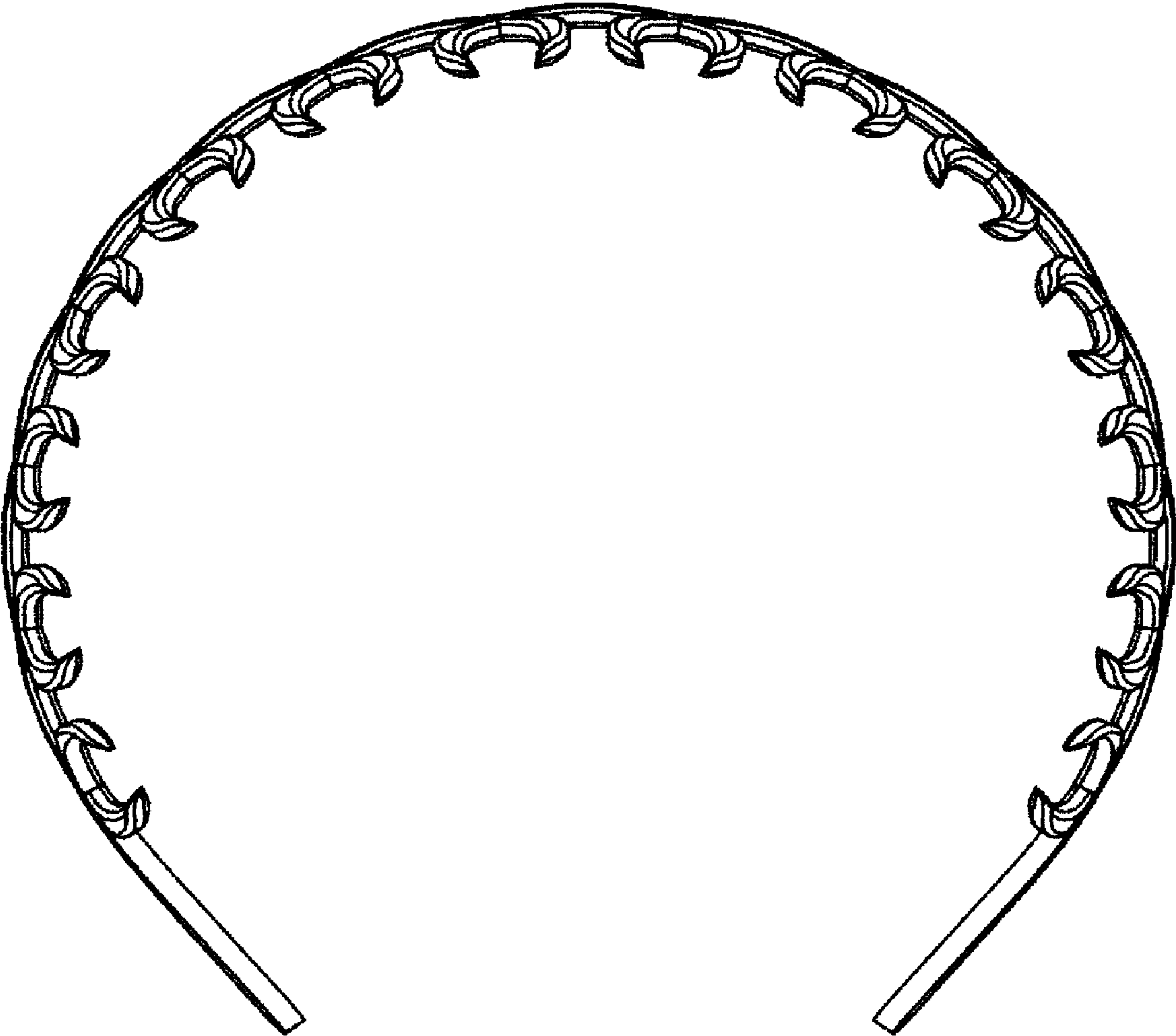


FIG. 7