



US00D654614S

(12) **United States Design Patent**
Williamson

(10) **Patent No.:** **US D654,614 S**

(45) **Date of Patent:** **** Feb. 21, 2012**

(54) **WALL SCONCE**

(75) Inventor: **Sherry Lue Williamson**, Mill Valley,
CA (US)

(73) Assignee: **Boyd Lighting Fixture Company**, San
Francisco, CA (US)

(**) Term: **14 Years**

(21) Appl. No.: **29/390,431**

(22) Filed: **Apr. 25, 2011**

(51) **LOC (9) Cl.** **26-03**

(52) **U.S. Cl.** **D26/85**

(58) **Field of Classification Search** D26/72,
D26/85, 87, 92; 362/431, 432

See application file for complete search history.

(56) **References Cited**

U.S. PATENT DOCUMENTS

D160,791 S	*	11/1950	Kushner	D26/85
D211,820 S	*	7/1968	Pettengill	D26/85
D221,474 S	*	8/1971	Gore	D26/24
D302,480 S	*	7/1989	Mauk	D26/87
D381,763 S	*	7/1997	Compton	D26/87
D501,944 S	*	2/2005	Friedman et al.	D26/71

D505,513 S	*	5/2005	Rugee	D26/92
D569,029 S	*	5/2008	Guercio	D26/85
D590,088 S	*	4/2009	Dworschak	D26/85
D622,437 S	*	8/2010	Crosby	D26/88
D633,637 S	*	3/2011	Urquiola	D26/85
D638,977 S	*	5/2011	Heyrman	D26/85

* cited by examiner

Primary Examiner — Clare E Heflin

(74) *Attorney, Agent, or Firm* — Heslin Rothenberg Farley
& Mesiti P.C.

(57) **CLAIM**

The ornamental design for a wall sconce, as shown and
described.

DESCRIPTION

FIG. 1 is a perspective view of a wall sconce in accordance
with the new design;

FIG. 2 is a front elevational view thereof;


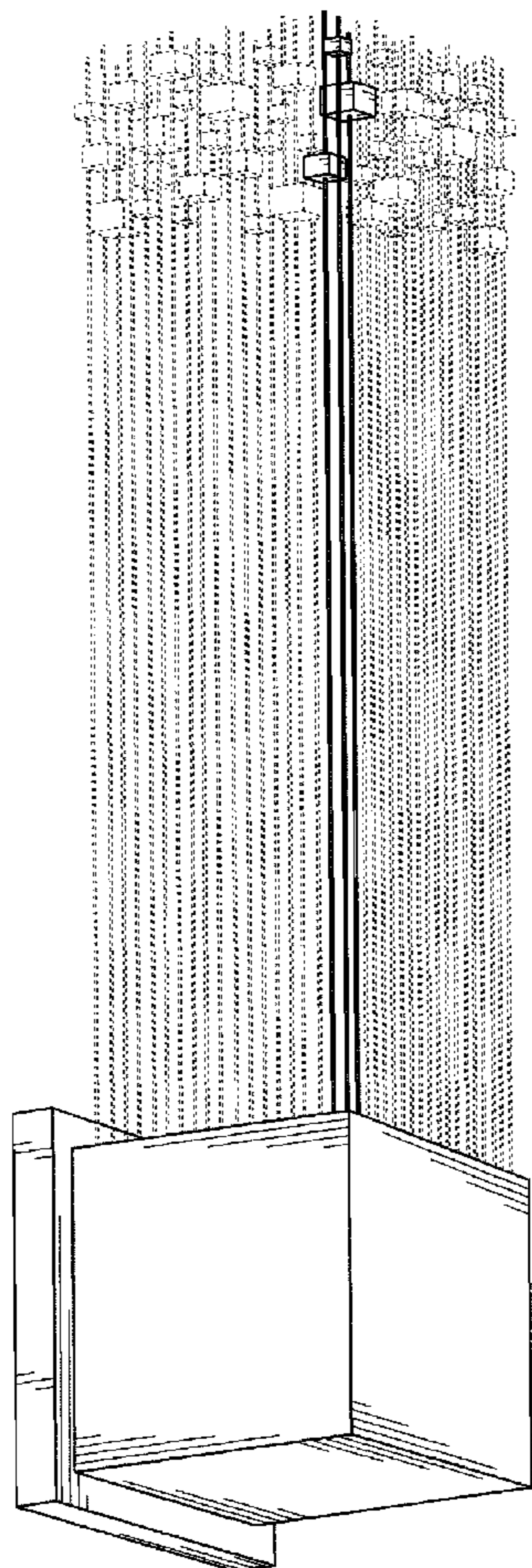
FIG. 3 is a right elevational view thereof;

FIG. 4 is a left elevational view thereof; and,

FIG. 5 is a bottom view thereof.

The broken lines in the figures are for illustrative purposes
only and form no part of the claimed design.

1 Claim, 5 Drawing Sheets



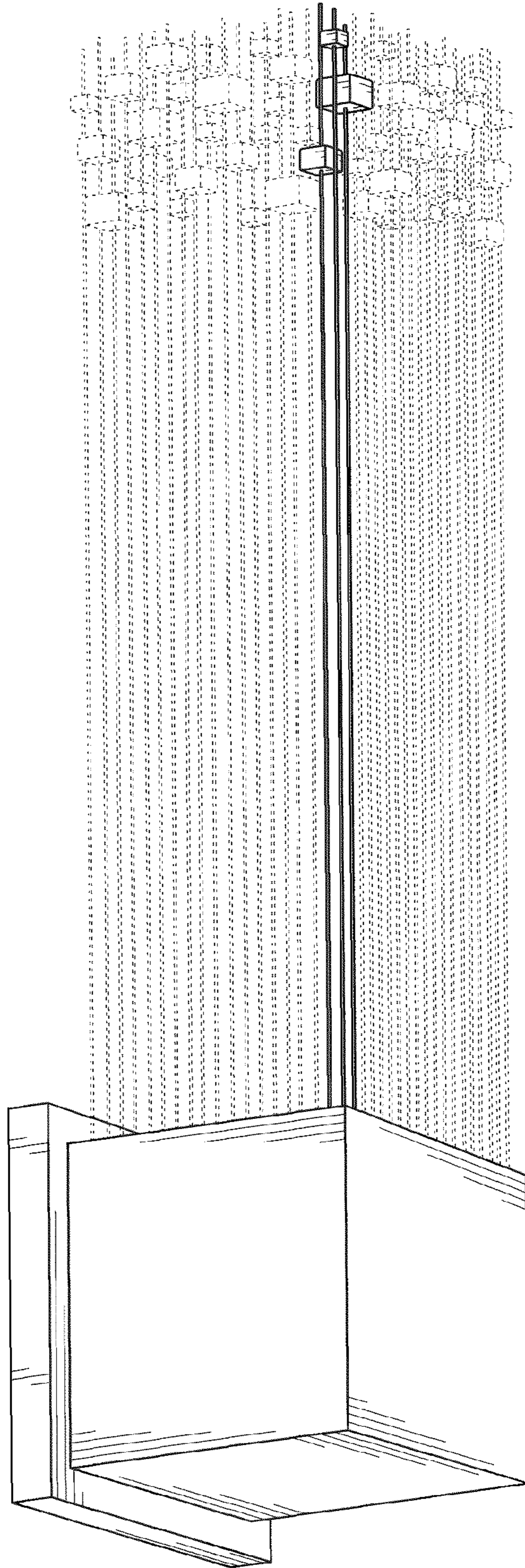


FIG. 1




FIG. 2




FIG. 3




FIG. 4




FIG. 5