



US00D654585S

(12) **United States Design Patent**
Costello et al.

(10) **Patent No.:** **US D654,585 S**

(45) **Date of Patent:** **** Feb. 21, 2012**

(54) **ENTERAL SYRINGE**

(75) Inventors: **Mark Martin Costello**, Co. Mayo (IE);
Tony Doherty, Co. Mayo (IE); **Aaron**
N. Ingram, Canton, GA (US); **Anthony**
C. Lair, Alpharetta, GA (US)

(73) Assignee: **Neomed, Inc.**, Woodstock, GA (US)

(**) Term: **14 Years**

(21) Appl. No.: **29/380,242**

(22) Filed: **Dec. 2, 2010**

(51) **LOC (9) Cl.** **24-02**

(52) **U.S. Cl.** **D24/114**

(58) **Field of Classification Search** D24/112-114,
D24/133, 186, 104, 130, 127, 197; 606/181,
606/185; 604/257, 232, 187, 158, 164.08,
604/192, 263, 163, 181, 184, 198, 227, 110;
264/259; D9/693; D7/368, 700

See application file for complete search history.

(56) **References Cited**

U.S. PATENT DOCUMENTS

| | | | | |
|--------------|---------|-----------------|-------|---------|
| D267,536 S * | 1/1983 | Findlay | | D7/700 |
| D282,807 S * | 3/1986 | Hasse | | D7/700 |
| D330,862 S * | 11/1992 | Shibley et al. | | D24/197 |
| D447,797 S * | 9/2001 | Odell et al. | | D24/112 |
| D461,243 S * | 8/2002 | Niedospial, Jr. | | D24/130 |
| D552,773 S * | 10/2007 | Greenberg | | D24/130 |
| D578,210 S * | 10/2008 | Muta et al. | | D24/114 |
| D618,347 S * | 6/2010 | Bradshaw | | D24/112 |

| | | | | |
|-------------------|---------|--------------|-------|---------|
| 7,842,217 B2 * | 11/2010 | Enns et al. | | 264/259 |
| D632,144 S * | 2/2011 | Weisenbach | | D7/700 |
| D635,249 S * | 3/2011 | Becker | | D24/114 |
| D646,531 S * | 10/2011 | Murphy | | D7/700 |
| 2006/0264824 A1 | 11/2006 | Swisher, III | | |
| 2007/0123822 A1 * | 5/2007 | Wang et al. | | 604/110 |

OTHER PUBLICATIONS

NeoMed Enteral Syringe, 2007.

* cited by examiner

Primary Examiner — David Muller

(74) *Attorney, Agent, or Firm* — Gardner Groff Greenwald
& Villanueva, PC

(57) **CLAIM**

The ornamental design for an enteral syringe, substantially as shown and described.

DESCRIPTION

FIG. 1 is a perspective view of an enteral syringe according to the present invention.

FIG. 2 is a top view thereof;

FIG. 3 is a bottom view thereof;

FIG. 4 is a first side view thereof;


FIG. 5 is a second side view thereof;

FIG. 6 is a rear view thereof; and,

FIG. 7 is a front view thereof.

The features shown in broken lines depict environmental subject matter only and form no part of the claimed design.

1 Claim, 3 Drawing Sheets



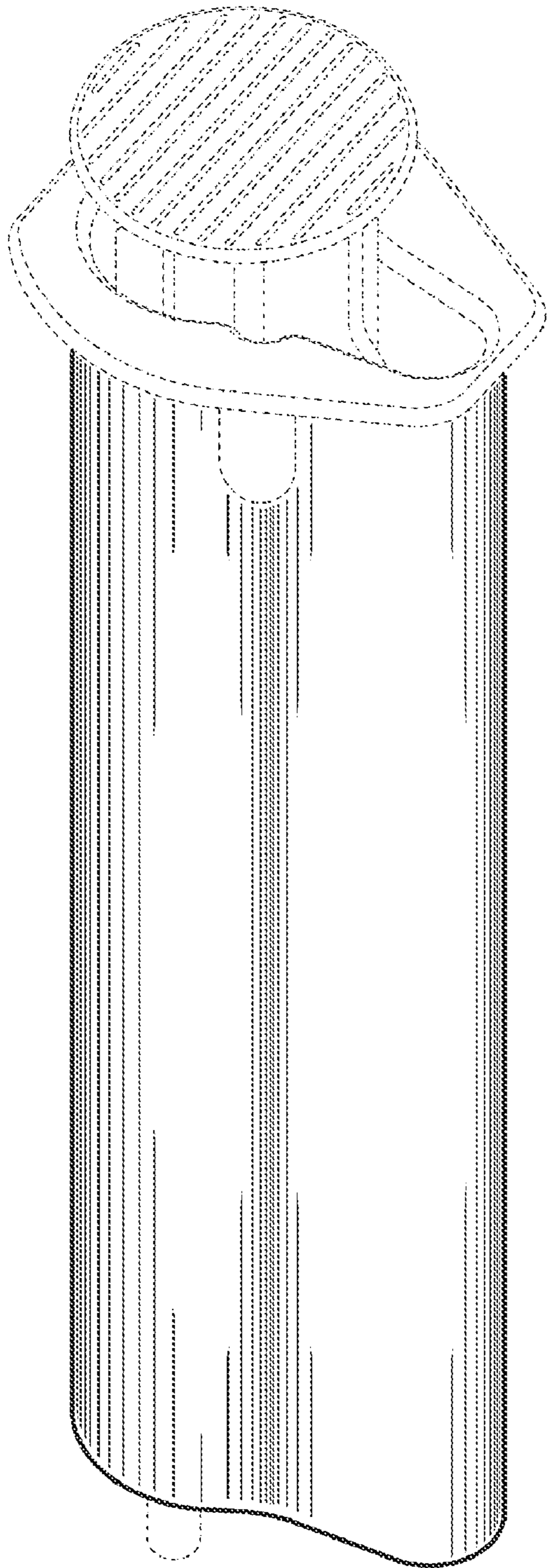


FIG. 1

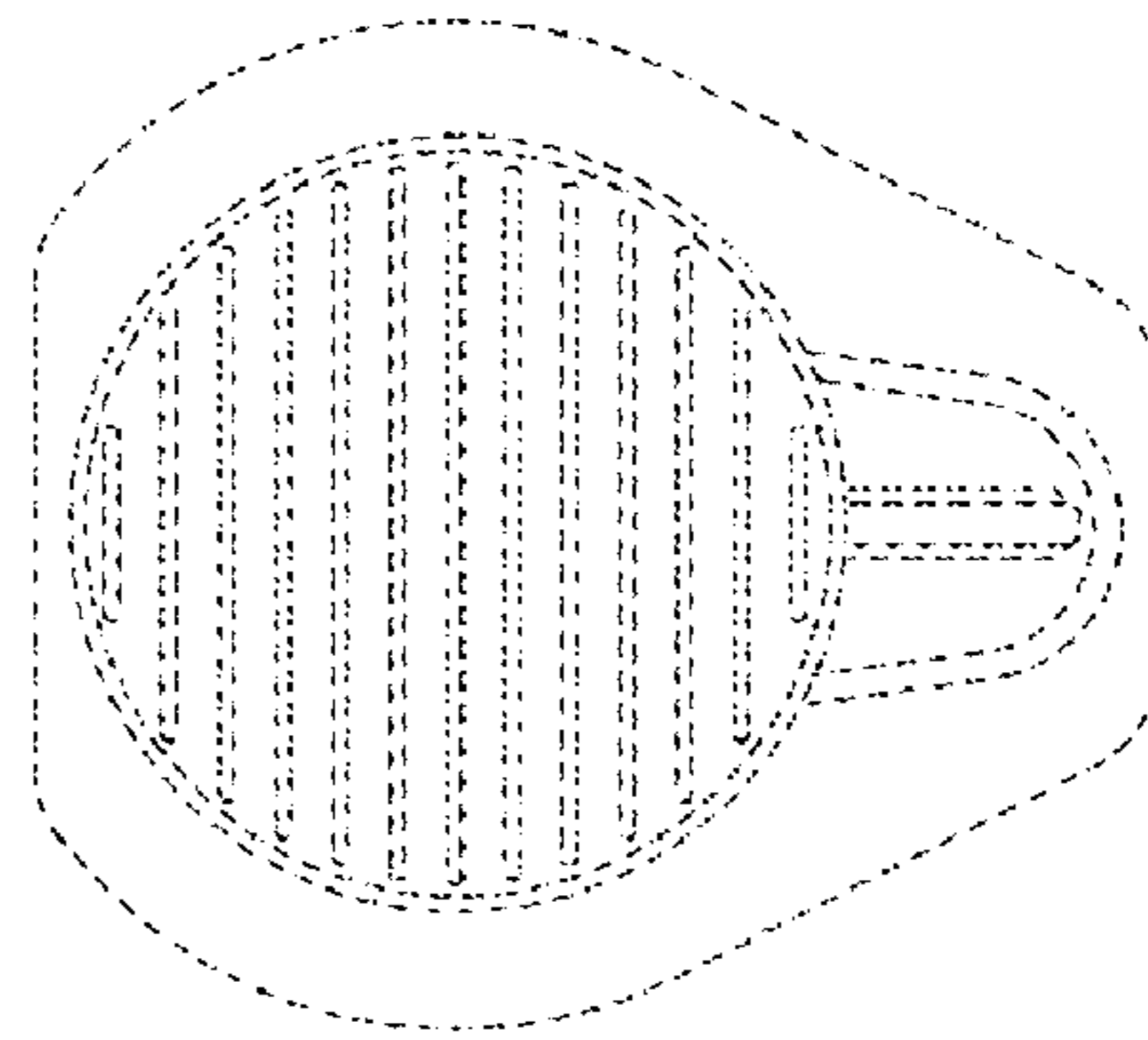


FIG. 2

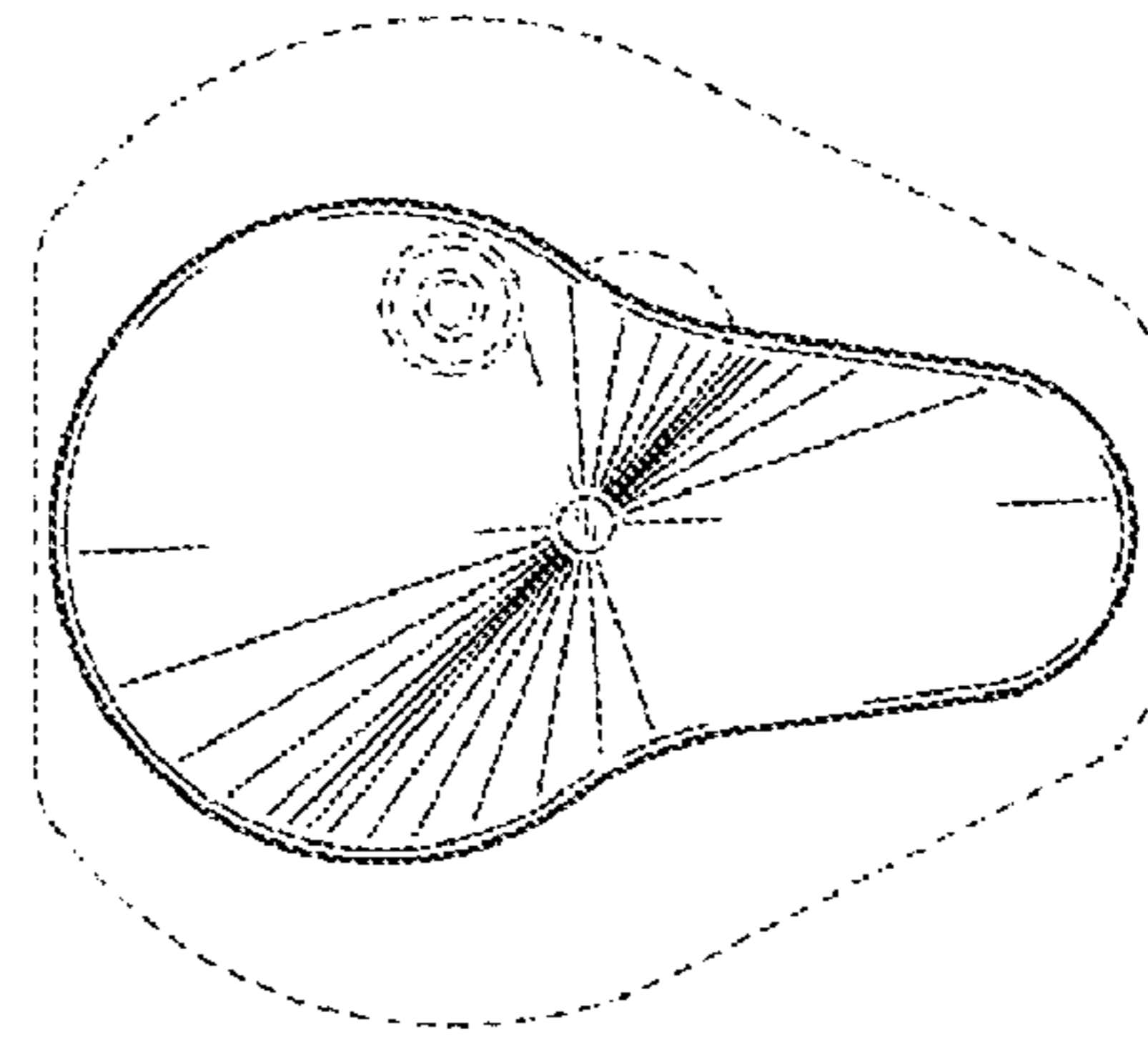


FIG. 3

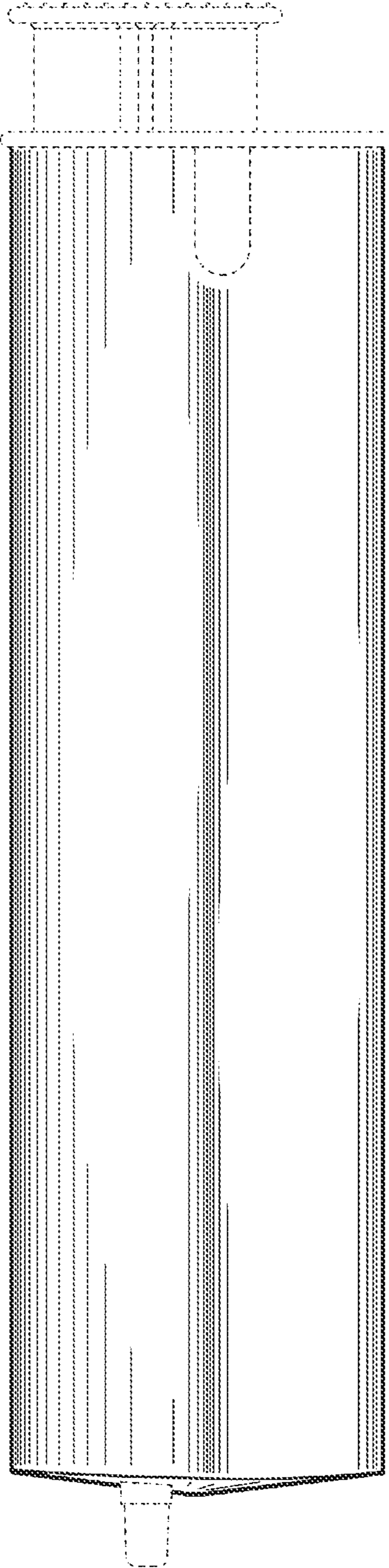


FIG. 4

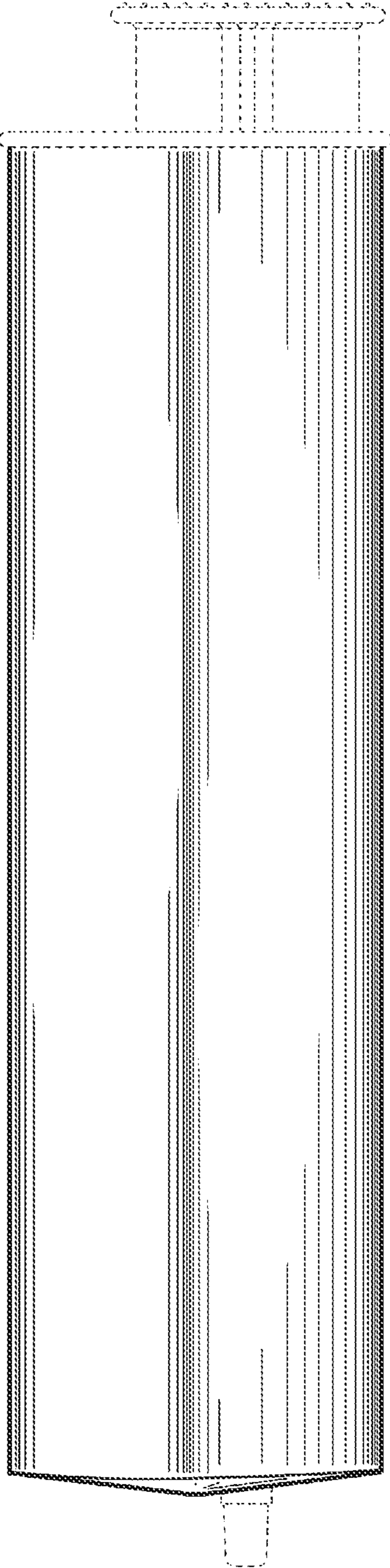


FIG. 5

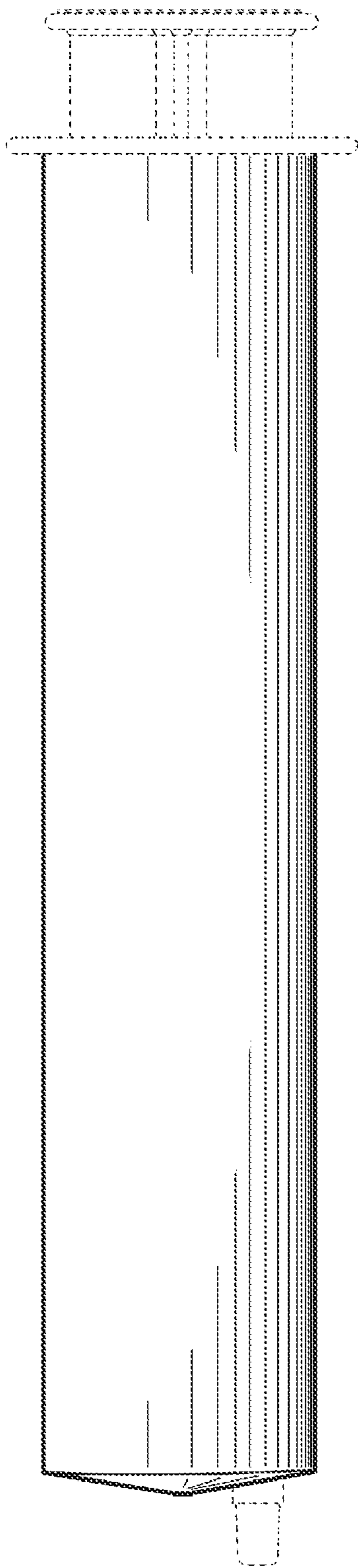


FIG. 6

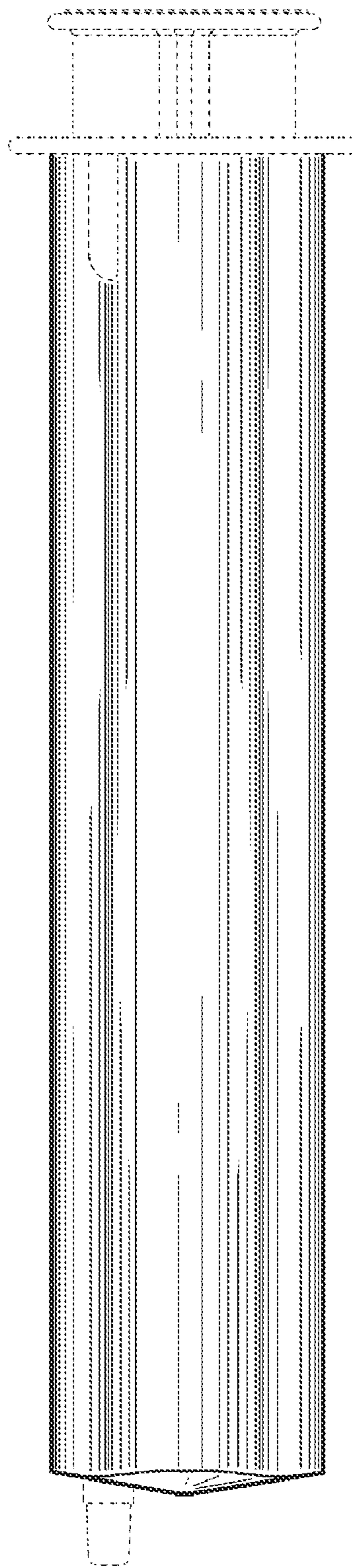


FIG. 7