



US00D654548S

(12) **United States Design Patent**
Jertson et al.

(10) **Patent No.:** **US D654,548 S**

(45) **Date of Patent:** **** Feb. 21, 2012**

(54) **GOLF CLUB HEAD**

Primary Examiner — Mitchell Siegel

(75) Inventors: **Marty R. Jertson**, Phoenix, AZ (US);
Xiaojian Chen, Phoenix, AZ (US)

(73) Assignee: **Karsten Manufacturing Corporation**,
Phoenix, AZ (US)

(**) Term: **14 Years**

(21) Appl. No.: **29/399,305**

(22) Filed: **Aug. 11, 2011**

(51) **LOC (9) Cl.** **21-02**

(52) **U.S. Cl.** **D21/759**

(58) **Field of Classification Search** D21/747–751,
D21/759; 473/324–331, 350

See application file for complete search history.

(56) **References Cited**

U.S. PATENT DOCUMENTS

D276,644 S	12/1984	Solheim
D330,577 S	10/1992	Solheim
D332,812 S	1/1993	Solheim
D344,778 S	3/1994	Solheim
D357,294 S	4/1995	Solheim
D368,127 S	3/1996	Solheim
D379,393 S	5/1997	Kubica
D386,550 S	11/1997	Wright
D386,551 S	11/1997	Solheim
D387,405 S	12/1997	Solheim
D390,617 S	2/1998	Solheim
D418,184 S	12/1999	Kubica

(Continued)

OTHER PUBLICATIONS

Michael R. Nicolette et al., "Club Head Sets With Varying Characteristics and Related Methods," U.S. Appl. No. 12/791,740, filed Jun. 1, 2010.

(Continued)

(57) **CLAIM**

The ornamental design for a golf club head, as shown and described.

DESCRIPTION

FIG. 1 is a top perspective view of a golf club head;
 FIG. 2 is a bottom perspective view of the golf club head of FIG. 1;
 FIG. 3 is a front elevational view of the golf club head of FIG. 1;
 FIG. 4 is a rear elevational view of the golf club head of FIG. 1;
 FIG. 5 is a top view of the golf club head of FIG. 1;
 FIG. 6 is a bottom view of the golf club head of FIG. 1;
 FIG. 7 is a left side view of the golf club head of FIG. 1;
 FIG. 8 is a right side view of the golf club head of FIG. 1;
 FIG. 9 is a top perspective view of a second embodiment of a golf club head;
 FIG. 10 is a bottom perspective view of the golf club head of FIG. 9;
 FIG. 11 is a front elevational view of the golf club head of FIG. 9;
 FIG. 12 is a rear elevational view of the golf club head of FIG. 9;
 FIG. 13 is a top view of the golf club head of FIG. 9;
 FIG. 14 is a bottom view of the golf club head of FIG. 9;
 FIG. 15 is a left side view of the golf club head of FIG. 9; and,
 FIG. 16 is a right side view of the golf club head of FIG. 9.
 The broken lines shown in one or more of the figures are for illustrative purposes only and form no part of the claimed design.

1 Claim, 8 Drawing Sheets

US D654,548 S

Page 2

U.S. PATENT DOCUMENTS

D421,784 S	3/2000	Kubica	
D422,043 S	3/2000	Kubica	
D428,634 S *	7/2000	Nagai et al.	D21/759
D429,299 S	8/2000	Kubica	
6,210,290 B1	4/2001	Erickson	
D442,659 S	5/2001	Kubica	
D443,008 S	5/2001	Kubica	
D453,949 S	2/2002	Helmstetter	
D473,605 S	4/2003	Petersen	
D480,440 S	10/2003	Rollinson	
6,695,714 B1	2/2004	Bliss	
D492,376 S	6/2004	Nicolette	
D494,240 S	8/2004	Schweigert	
D494,648 S	8/2004	Schweigert	
D497,963 S	11/2004	Toulon	
D500,350 S	12/2004	Schweigert	
D500,351 S	12/2004	Schweigert	
D502,237 S	2/2005	Schweigert	
D502,975 S	3/2005	Schweigert	
D503,204 S	3/2005	Nicolette	
D504,925 S	5/2005	Schweigert	
D505,171 S	5/2005	Schweigert	
D507,614 S	7/2005	Schweigert	
D508,099 S	8/2005	Schweigert	
D514,183 S	1/2006	Schweigert	
D517,625 S	3/2006	Sanchez	
D523,501 S	6/2006	Nicolette	
D525,330 S	7/2006	Imamoto	
D528,617 S	9/2006	Imamoto	
D530,759 S	10/2006	Nicolette	
D530,760 S	10/2006	Schweigert	
D532,849 S	11/2006	Nicolette	
D534,228 S	12/2006	Nicolette	
D534,597 S	1/2007	Nicolette	
D536,759 S	2/2007	Schweigert	
D537,494 S	2/2007	Jertson	
D538,366 S	3/2007	Nicolette	
D539,864 S	4/2007	Nicolette	
D540,898 S	4/2007	Solheim	
D541,360 S	4/2007	Schweigert	
D544,056 S	6/2007	Nicolette	
D549,295 S	8/2007	Nagai	
D553,704 S *	10/2007	Nunez et al.	D21/759
D554,215 S	10/2007	Ruggiero	
D561,855 S	2/2008	Schweigert	
D562,925 S	2/2008	Schweigert	
D570,435 S	6/2008	Sanchez	
D570,935 S	6/2008	Nicolette	
D570,936 S	6/2008	Schweigert	
D571,422 S	6/2008	Schweigert	
D571,881 S	6/2008	Nicolette	
D572,326 S	7/2008	Schweigert	
D572,329 S	7/2008	Nicolette	
D573,219 S	7/2008	Schweigert	
7,396,299 B2	7/2008	Nicolette	
D577,783 S	9/2008	Schweigert	
D581,000 S *	11/2008	Nicolette et al.	D21/749
D596,256 S	7/2009	Schweigert	
D596,257 S	7/2009	Jertson	
D596,684 S *	7/2009	Sutovsky et al.	D21/747
D597,157 S *	7/2009	Wallin et al.	D21/747
D597,158 S	7/2009	Schweigert	
D601,216 S	9/2009	Jertson	
D604,783 S	11/2009	Nicolette	
D635,627 S *	4/2011	Nicolette	D21/759
D642,642 S *	8/2011	Jertson et al.	D21/759
D643,491 S	8/2011	Stokke	
D643,492 S *	8/2011	Nicolette et al.	D21/759
2005/0009632 A1	1/2005	Schweigert	
2007/0225084 A1	9/2007	Schweigert	
2008/0300065 A1	12/2008	Schweigert	
2009/0029790 A1	1/2009	Nicolette	
2009/0029791 A1	1/2009	Nicolette	
2010/0178999 A1	7/2010	Nicolette	

OTHER PUBLICATIONS

Michael R. Nicolette et al., "Club Head Sets With Varying Characteristics and Related Methods," U.S. Appl. No. 12/791,738, filed Jun. 1, 2010.

Michael R. Nicolette et al., "Club Head Sets With Varying Characteristics and Related Methods," U.S. Appl. No. 12/791,734, filed Jun. 1, 2010.

* cited by examiner




FIG. 1

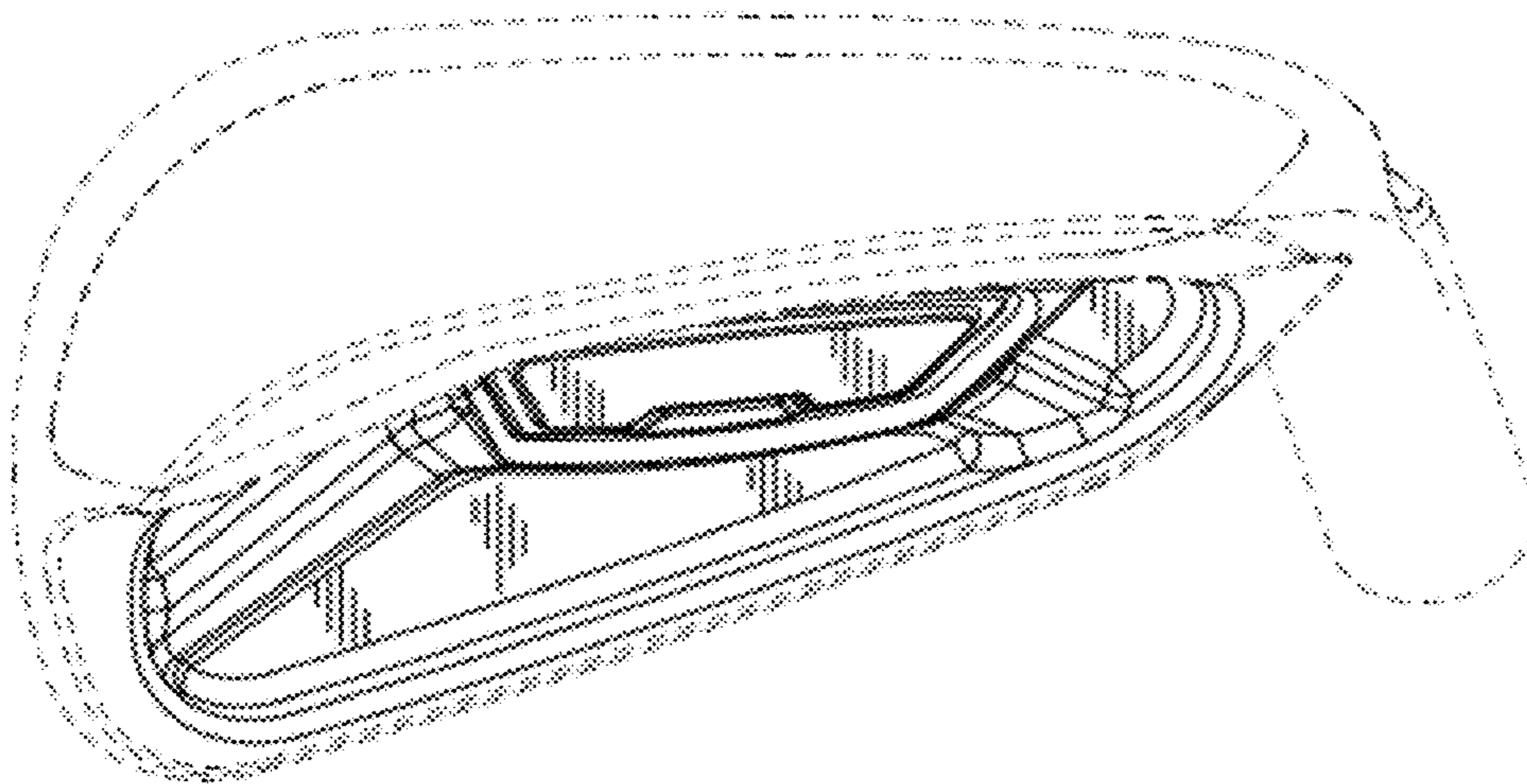


FIG. 2




FIG. 3

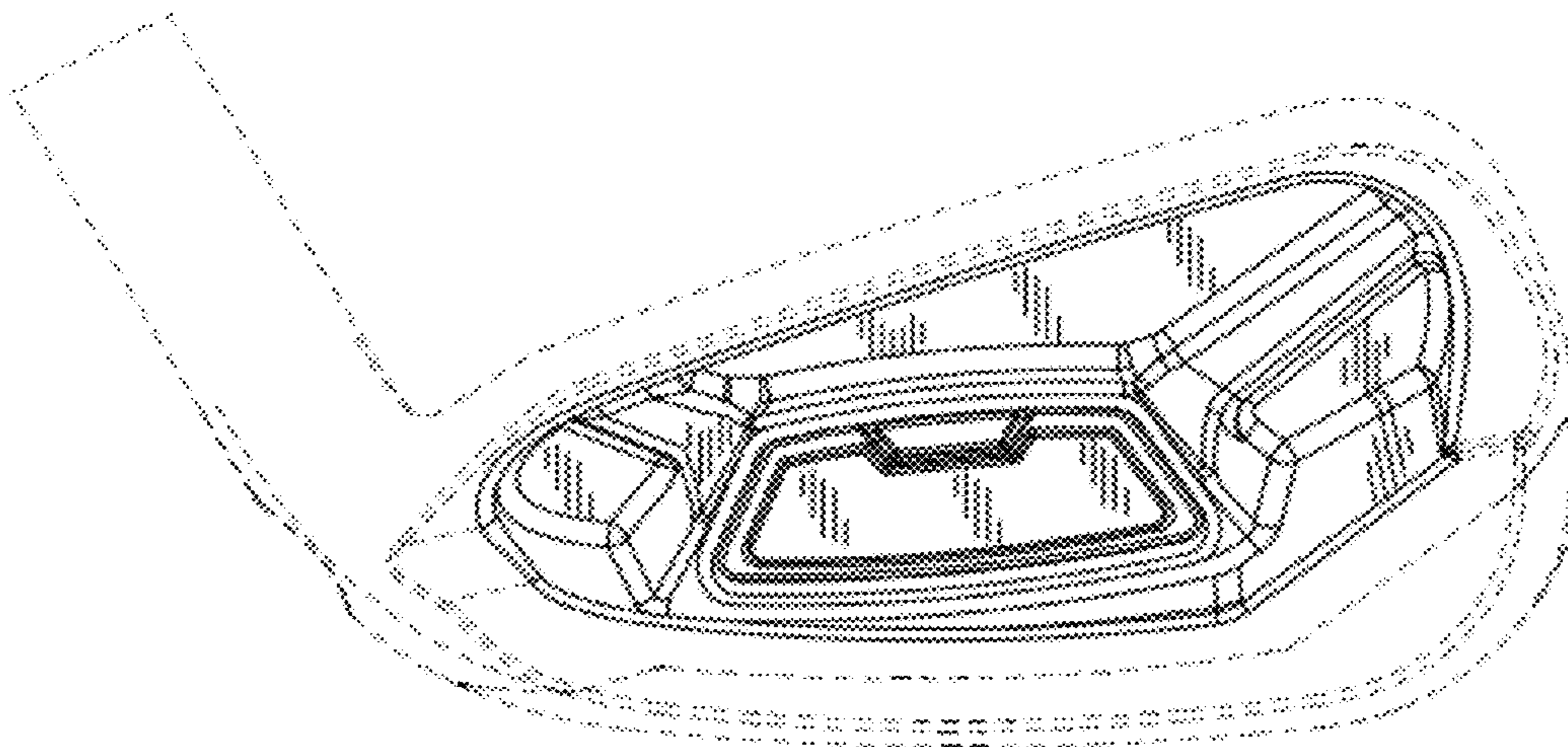


FIG. 4

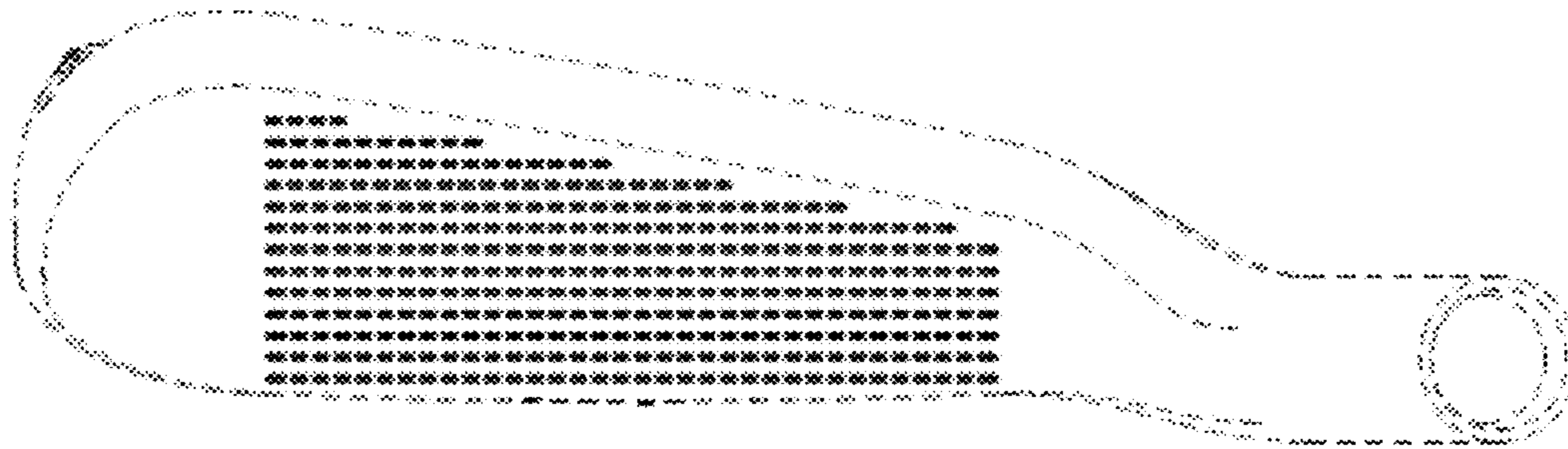


FIG. 5




FIG. 6




FIG. 7

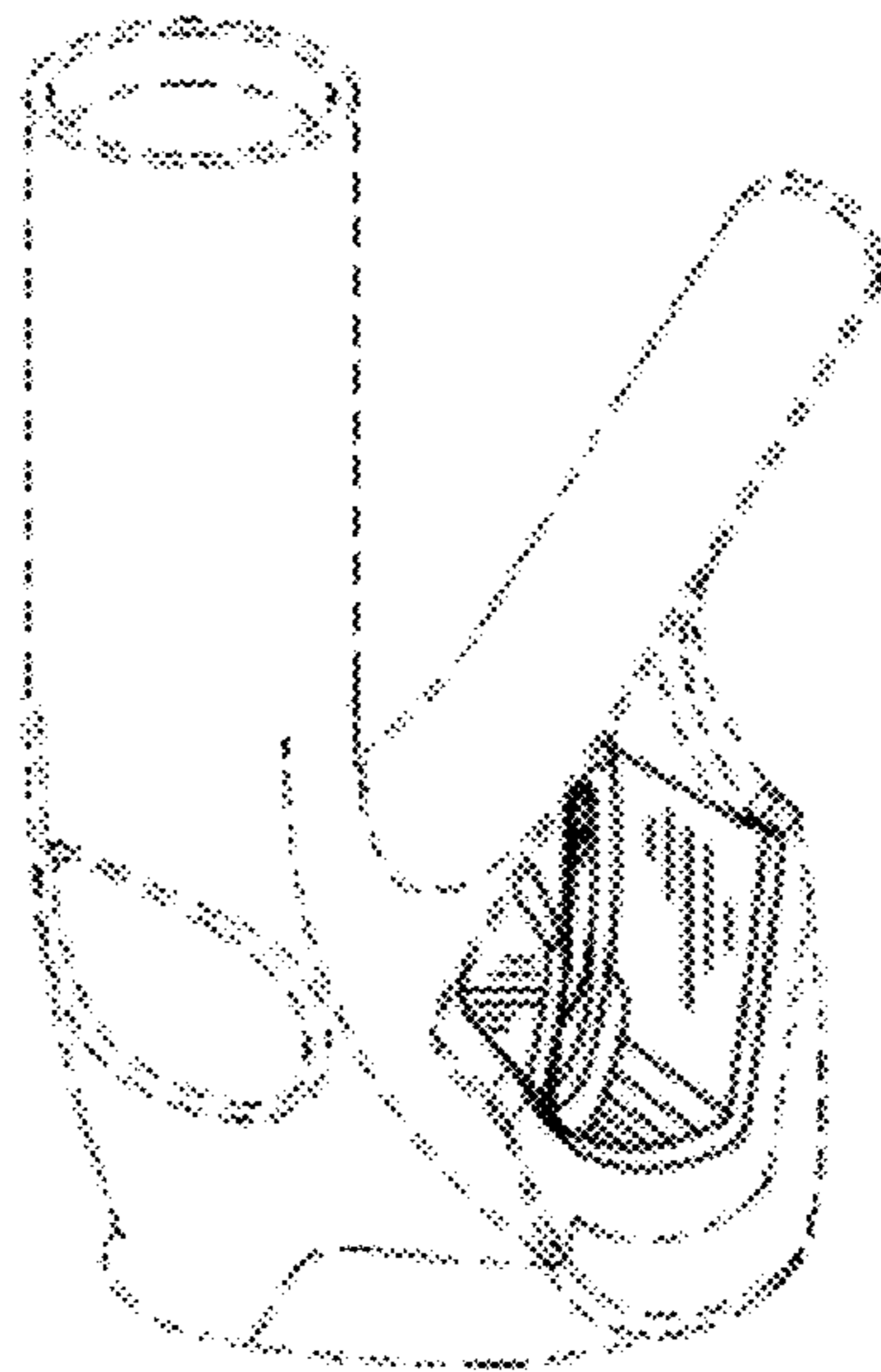


FIG. 8




FIG. 9

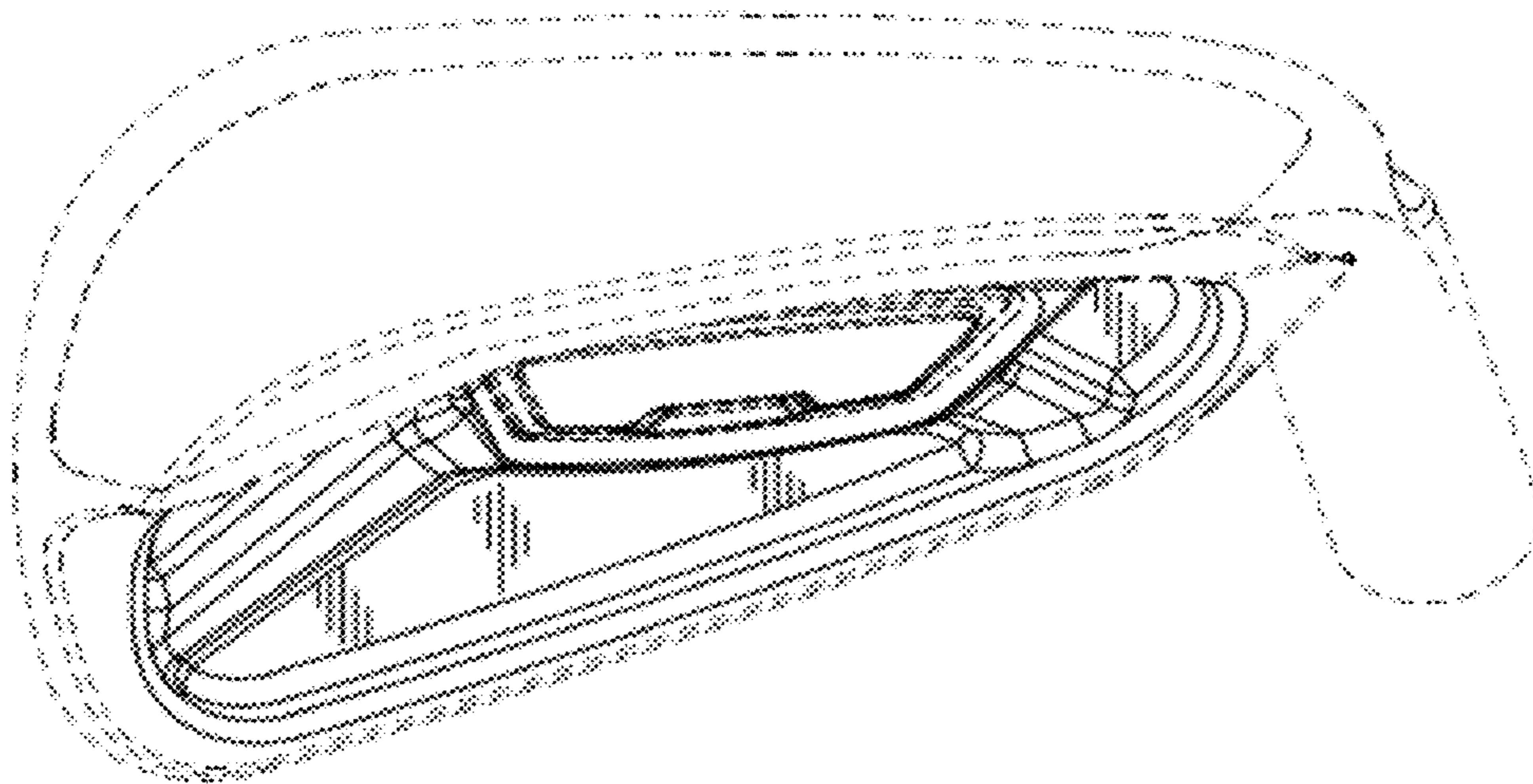


FIG. 10




FIG. 11

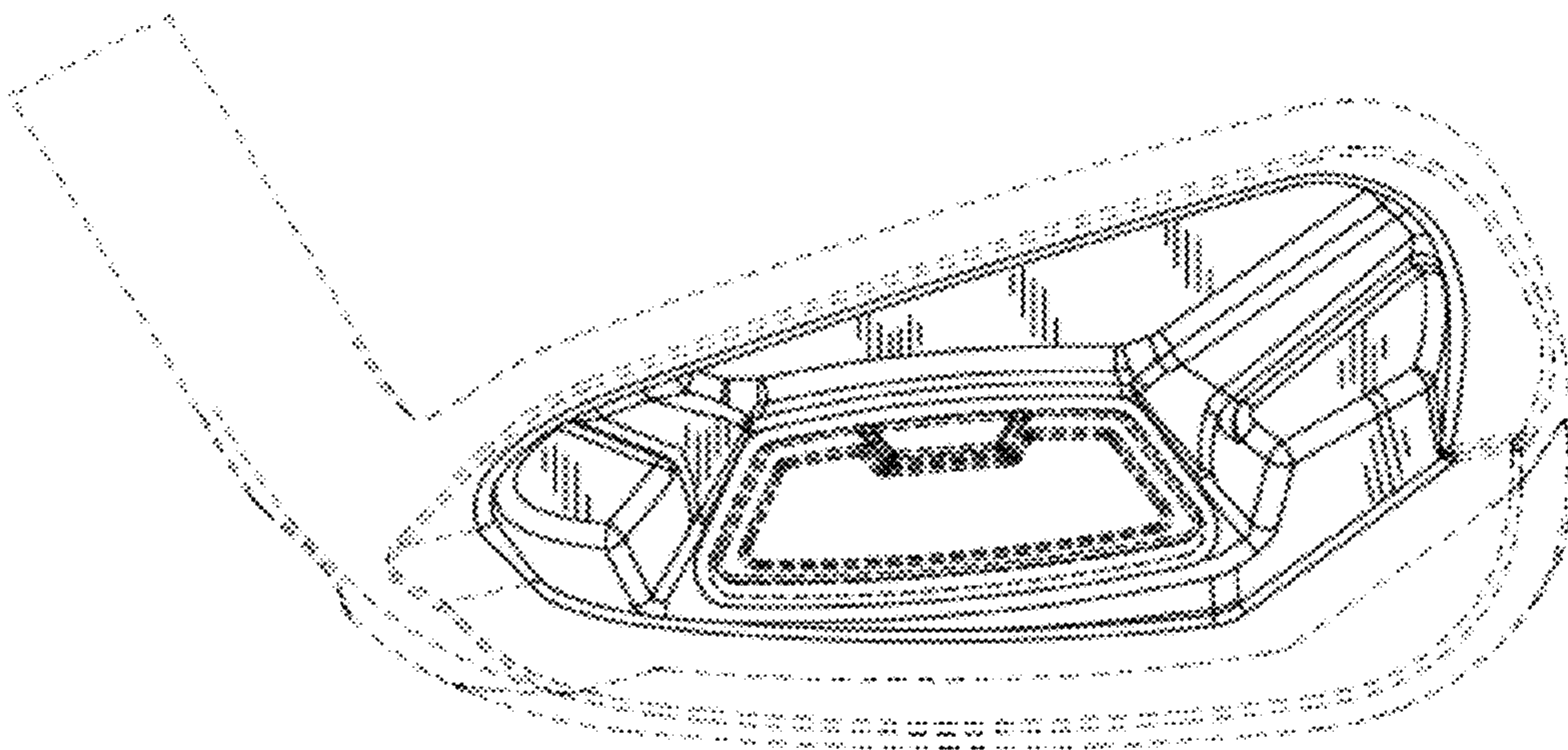


FIG. 12




FIG. 13




FIG. 14




FIG. 15

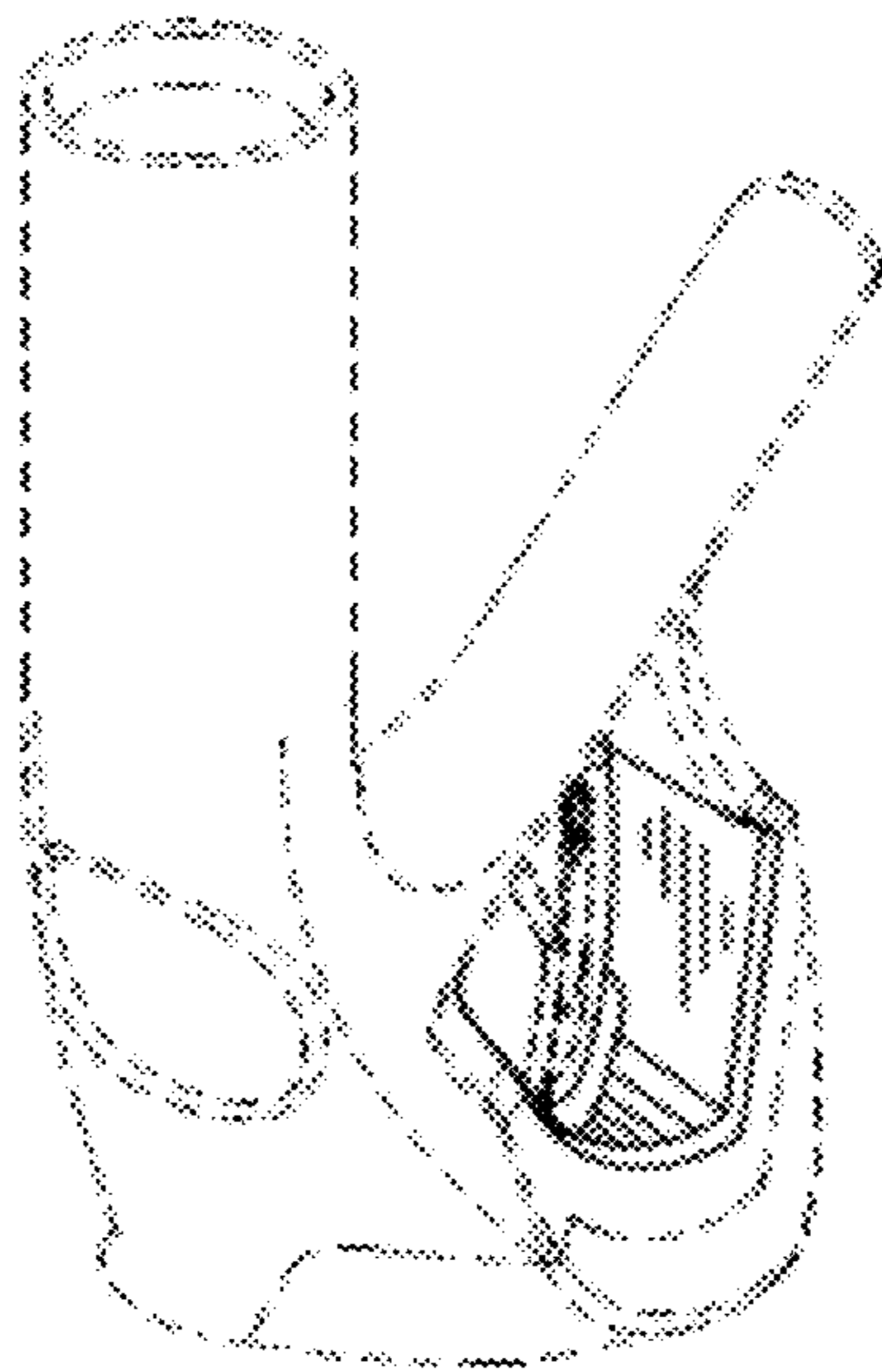


FIG. 16