



US00D654541S

(12) **United States Design Patent**  
**German**

(10) **Patent No.:** **US D654,541 S**

(45) **Date of Patent:** **\*\* Feb. 21, 2012**

(54) **GAME TILE SHUFFLING AND INVERTING DEVICE**

6,343,790 B1 2/2002 Rhemm  
6,398,642 B1 6/2002 Kim  
7,464,932 B2 12/2008 Darling

(76) Inventor: **Sandra German**, Ridgeley, WV (US)

**FOREIGN PATENT DOCUMENTS**

(\*\*) Term: **14 Years**

JP 2000233076 A 8/2000  
JP 2002336539 A 11/2002  
JP 2005329144 A 12/2005  
JP 2006320689 A 11/2006  
JP 2007195924 A 8/2007

(21) Appl. No.: **29/369,924**

(22) Filed: **Sep. 15, 2010**

\* cited by examiner

(51) **LOC (9) Cl.** ..... **21-01**

(52) **U.S. Cl.** ..... **D21/385**; D21/335; D21/397

(58) **Field of Classification Search** ..... D21/336–368,  
D21/385, 396–397; 273/236–285, 148 R,  
273/149 R

*Primary Examiner* — Sandra Morris

(74) *Attorney, Agent, or Firm* — Mattingly & Malur, P.C.

See application file for complete search history.

(57) **CLAIM**

The ornamental design for a game tile shuffling and inverting device, as illustrated and described.

(56) **References Cited**


**U.S. PATENT DOCUMENTS**

0,174,958 A	3/1876	Homrighausen	
2,147,900 A	2/1939	Houseknecht	
2,600,951 A *	6/1952	Edwards	273/295
2,946,592 A	7/1960	Post	
D194,922 S *	4/1963	Stein	D21/392
D204,277 S	4/1966	Neal	
D221,012 S *	6/1971	Holland et al.	D21/335
3,794,327 A	2/1974	Washington	
3,930,652 A	1/1976	Lapolic	
3,995,704 A	12/1976	Blickman	
4,108,443 A *	8/1978	Rackman	273/243
4,219,200 A	8/1980	Takahashi	
D260,909 S *	9/1981	Richards	D21/335
4,421,312 A	12/1983	Delgado et al.	
4,705,275 A	11/1987	Slater	
D356,608 S *	3/1995	Poon	D21/392
5,478,085 A	12/1995	Canner et al.	
5,577,730 A	11/1996	Vannozzi, Sr.	
D448,054 S *	9/2001	Dominguez	D21/397

**DESCRIPTION**

FIG. 1 is a front perspective view of my new design for a game tile and shuffling and inverting device.  
FIG. 2 is a front elevational view thereof.  
FIG. 3 is a top plan view thereof.  
FIG. 4 is a right plan view thereof.  
FIG. 5 is a left plan view thereof.  
FIG. 6 is a bottom plan view thereof.  
FIG. 7 is a rear elevational view thereof; and,  
FIG. 8 is an open perspective view thereof.  
The broken lines showing game tile racks removably positionable on the device, in its open, use position is included for the purpose of illustrating environment and forms no part of the claimed design.

**1 Claim, 4 Drawing Sheets**






FIG. 1




FIG. 3




FIG. 4

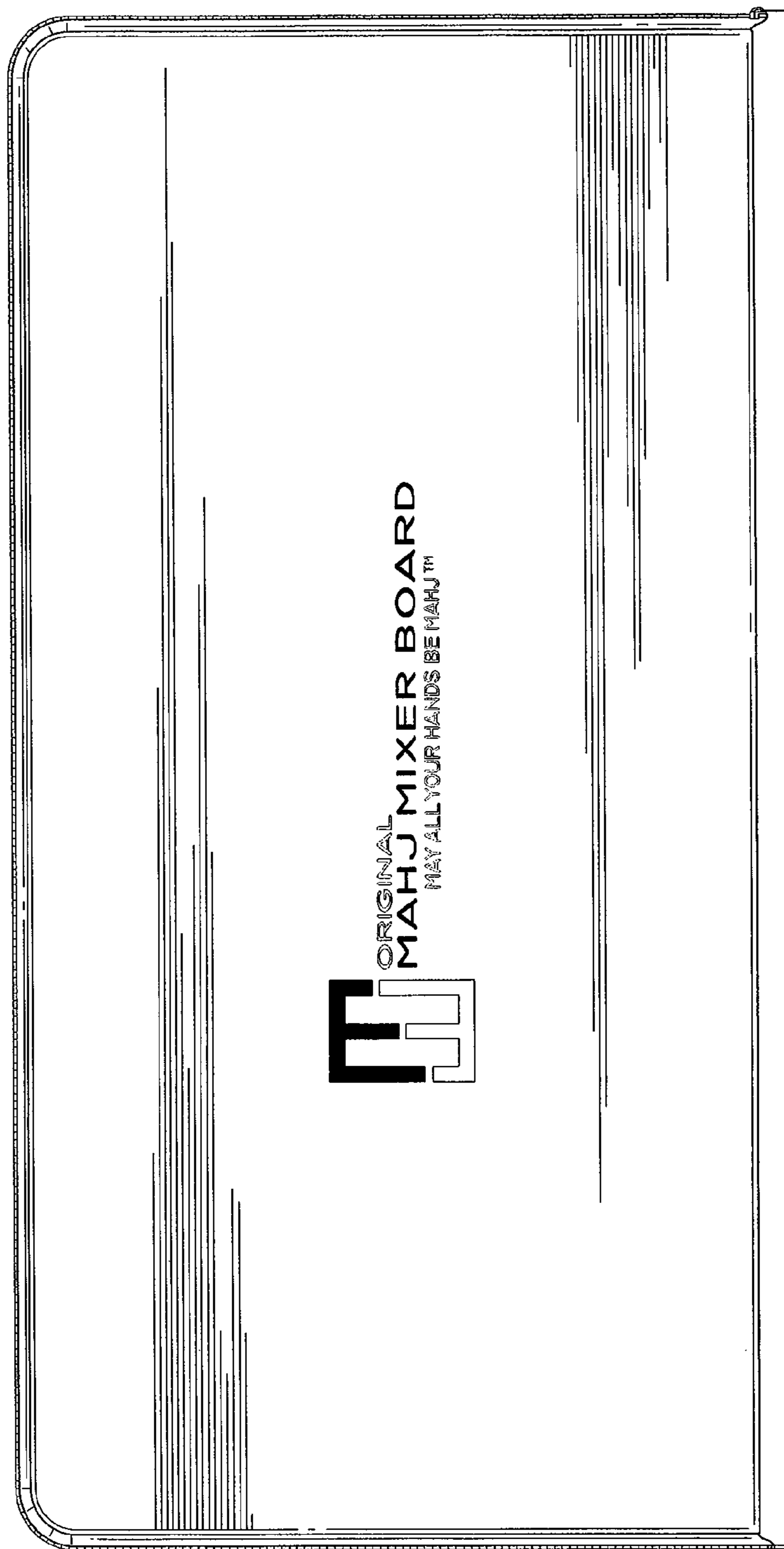


FIG. 2




FIG. 7



FIG. 5



FIG. 6



FIG. 8

