



US00D654516S

(12) **United States Design Patent**
Saubert et al.

(10) **Patent No.:** **US D654,516 S**

(45) **Date of Patent:** **** Feb. 21, 2012**

(54) **ICE DISPENSER PADDLE**

(75) Inventors: **Michael Saubert**, Hoffman Estates, IL (US); **Jason S. Silverstein**, Schaumburg, IL (US); **Thomas DeSalvo**, St. Charles, IL (US); **Stephen Searl**, Crystal Lake, IL (US); **Woonkyu Seo**, Seoul (KR); **Pan Soo Kim**, Seoul (KR)

(73) Assignee: **Sears Brands, LLC**, Hoffman Estates, IL (US)

(**) Term: **14 Years**

(21) Appl. No.: **29/368,385**

(22) Filed: **Aug. 23, 2010**

(51) **LOC (9) Cl.** **15-07**

(52) **U.S. Cl.** **D15/89**

(58) **Field of Classification Search** D15/79-91;
62/275, 344, 389, 338, 391, 340, 126, 246-255;
312/400-408

See application file for complete search history.

(56) **References Cited**

U.S. PATENT DOCUMENTS

5,269,154 A * 12/1993 Schmidt 62/275
D365,579 S * 12/1995 Baker et al. D15/89
D568,913 S * 5/2008 Suh et al. D15/89

D569,399 S * 5/2008 Crookshanks et al. D15/89
D589,988 S * 4/2009 Martin et al. D15/89
D620,506 S * 7/2010 Seo et al. D15/85
2003/0019236 A1 * 1/2003 Heims et al. 62/338
2005/0268624 A1 * 12/2005 Voglewede et al. 62/389
2010/0043480 A1 * 2/2010 Koo et al. 62/389
2010/0071401 A1 * 3/2010 Jang et al. 62/391
2011/0030411 A1 * 2/2011 Kim 62/344

* cited by examiner

Primary Examiner — Mitchell Siegel

(74) *Attorney, Agent, or Firm* — Greenberg Traurig, LLP

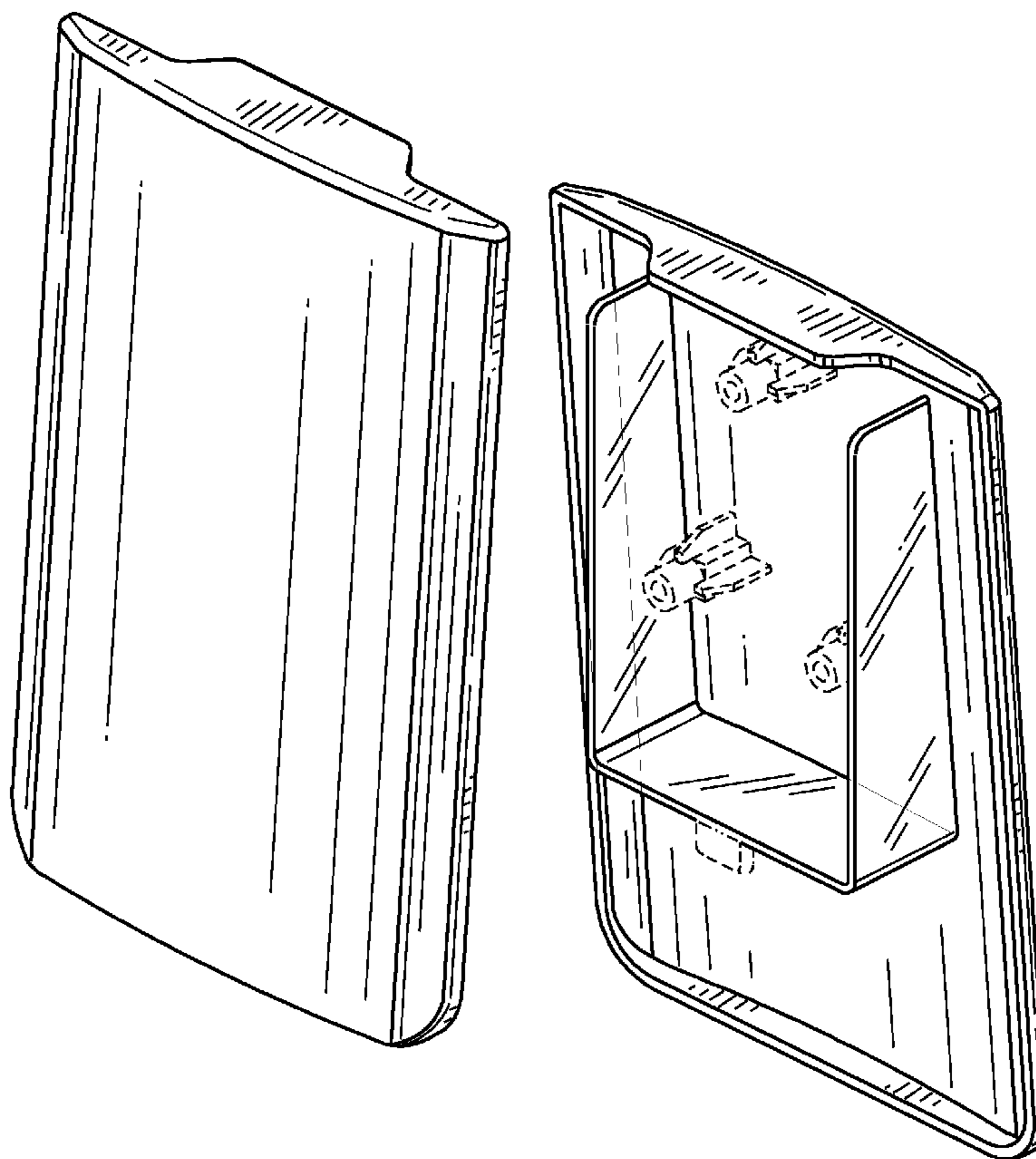
(57) **CLAIM**

The ornamental design for an ice dispenser paddle, as shown and described.

DESCRIPTION

FIG. 1 is a first perspective view of a ice dispenser paddle; FIG. 2 is a second perspective view of the ice dispenser paddle; FIG. 3 is a front view of the ice dispenser paddle; FIG. 4 is a top view of the ice dispenser paddle; FIG. 5 is a bottom view of the ice dispenser paddle; FIG. 6 is a side view of the ice dispenser paddle; and, FIG. 7 is a rear view of the ice dispenser paddle. The dotted lines are provided for illustrative purposes only and form no part of the design claimed.

1 Claim, 4 Drawing Sheets






FIG. 1




FIG. 2

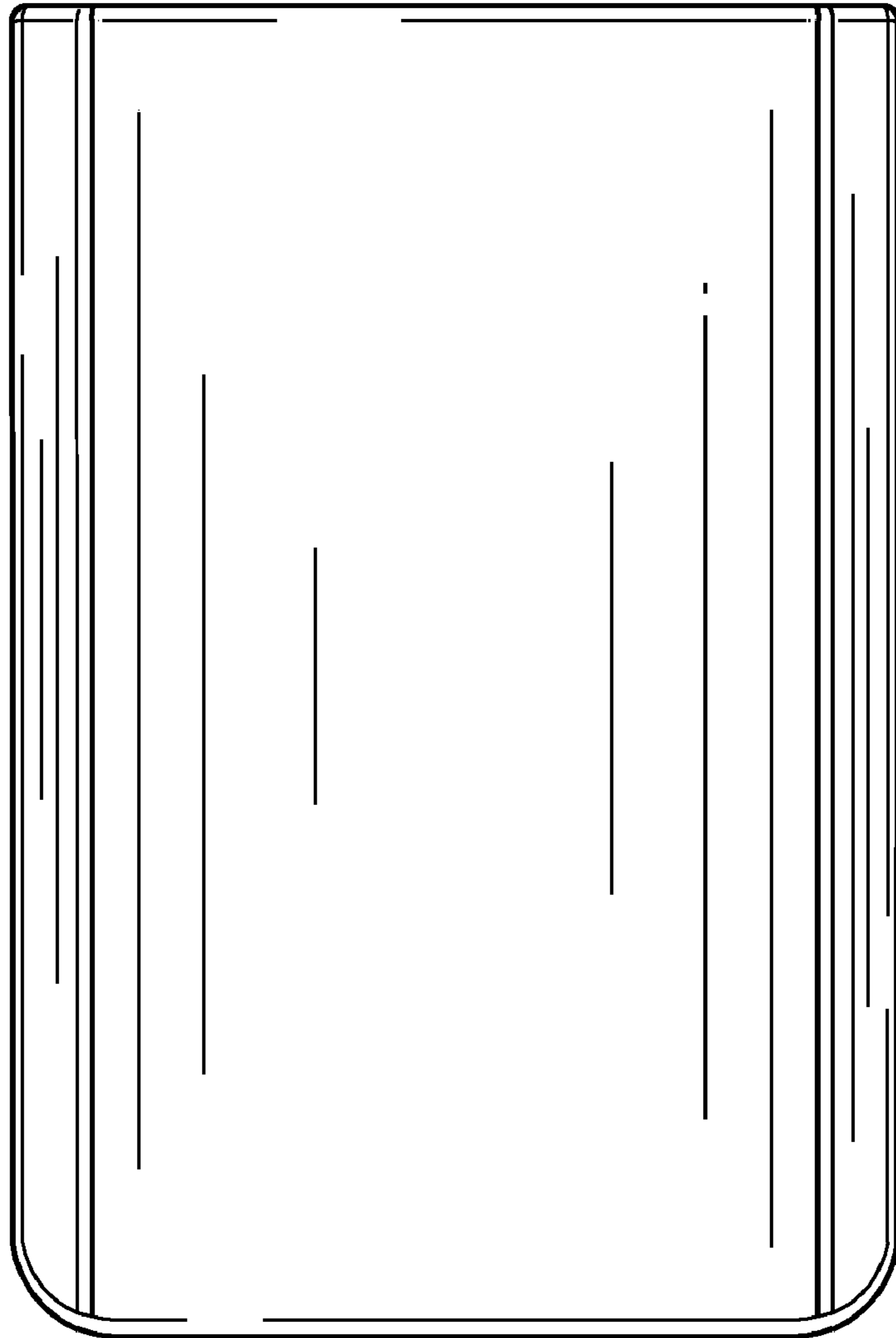


FIG. 3



FIG. 4

FIG. 5

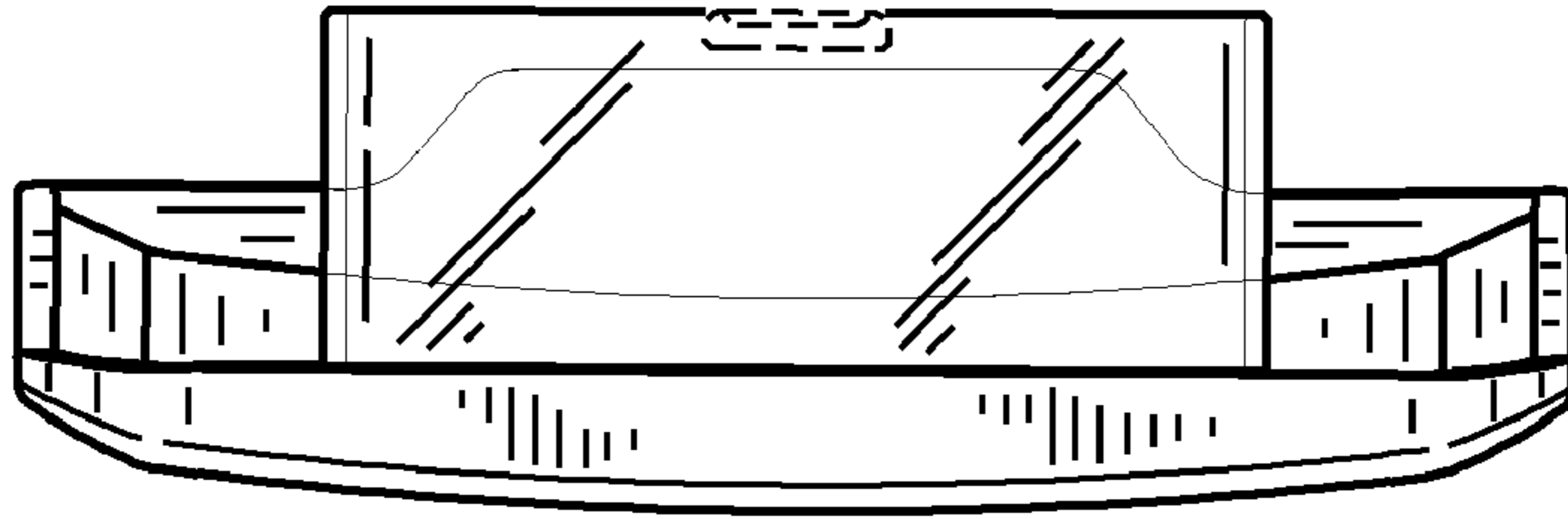
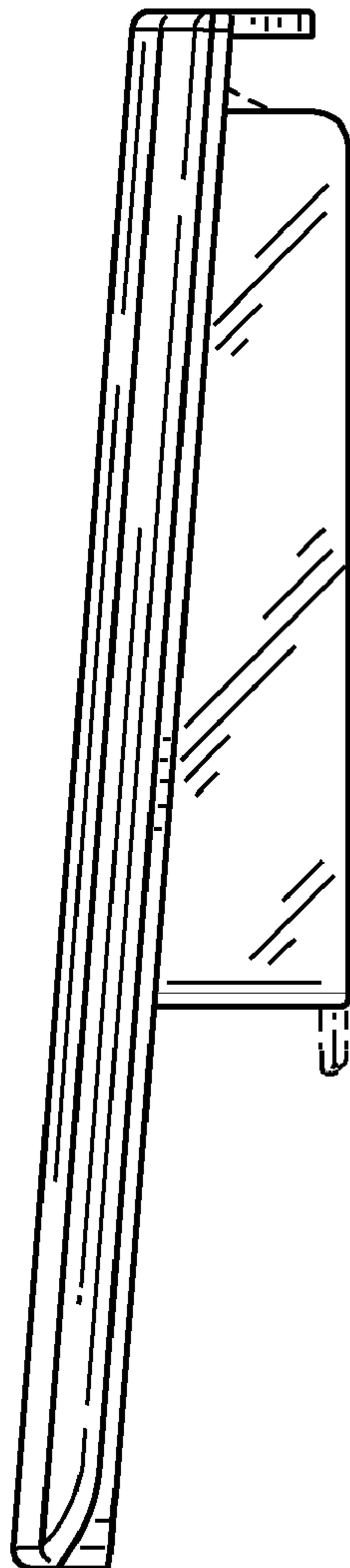


FIG. 6



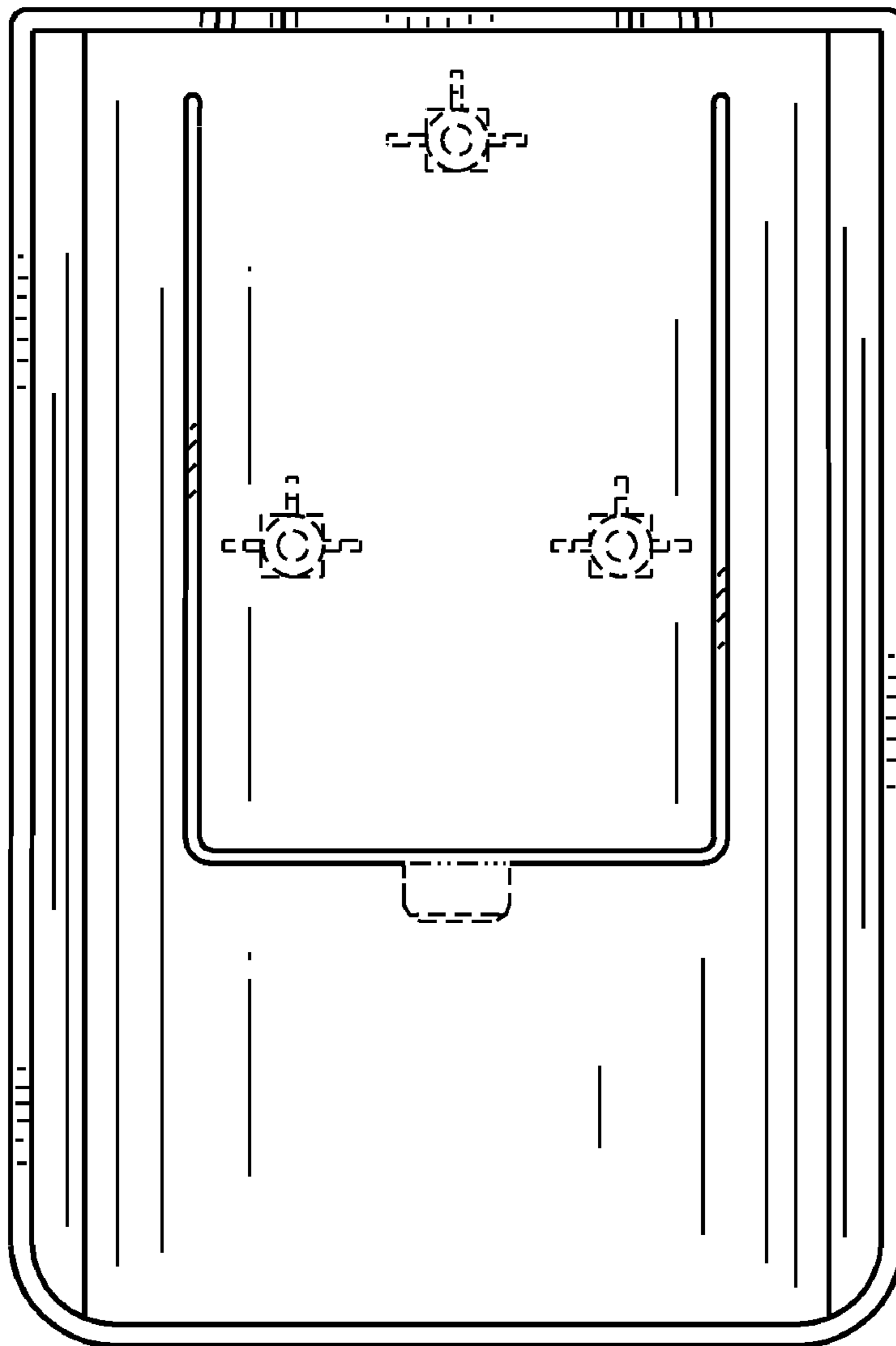


FIG. 7