



US00D654483S

(12) **United States Design Patent**  
**Richardson et al.**

(10) **Patent No.:** **US D654,483 S**  
(45) **Date of Patent:** **\*\* Feb. 21, 2012**

(54) **CASE**

(75) Inventors: **Curtis Richardson**, Fort Collins, CO  
(US); **Jamie Johnson**, Fort Collins, CO  
(US); **Stephen Willes**, Fort Collins, CO  
(US); **Travis Smith**, Fort Collins, CO  
(US)

(73) Assignee: **Otter Products, LLC**, Fort Collins, CO  
(US)

(\*\*) Term: **14 Years**

(21) Appl. No.: **29/361,389**

(22) Filed: **May 11, 2010**

(51) **LOC (9) Cl.** ..... **14-03**

(52) **U.S. Cl.** ..... **D14/250**

(58) **Field of Classification Search** ..... D3/201,  
D3/215, 218, 269, 273, 294; D14/140, 142,  
D14/203.3, 217, 218, 240, 242, 250–253,  
D14/299, 358, 440, 450; D13/103, 107,  
D13/108.119; 220/4.02; 224/119, 191, 240,  
224/241, 245, 682, 683; 248/309.1; 361/679.3,  
361/679.56; 379/454, 455; 455/575.1, 575.6,  
455/575.7, 575.8, 575.9; 190/100; 206/305,  
206/320

See application file for complete search history.

(56) **References Cited**

U.S. PATENT DOCUMENTS

7,612,997	B1	*	11/2009	Diebel et al. ....	361/679.56
D644,216	S	*	8/2011	Richardson et al. ....	D14/250
D644,217	S	*	8/2011	Richardson et al. ....	D14/250
D644,218	S	*	8/2011	Akana et al. ....	D14/341
D644,638	S	*	9/2011	Melanson et al. ....	D14/250
D644,639	S	*	9/2011	Weller et al. ....	D14/250
D646,264	S	*	10/2011	Dong .....	D14/250
D646,266	S	*	10/2011	Kim et al. ....	D14/250
D647,519	S	*	10/2011	Rothbaum et al. ....	D14/250
D648,332	S	*	11/2011	Kim et al. ....	D14/248
D648,717	S	*	11/2011	Fahrendorff et al. ....	D14/250
D649,536	S	*	11/2011	Richardson et al. ....	D14/250
D649,537	S	*	11/2011	Magness et al. ....	D14/250

\* cited by examiner

*Primary Examiner* — Raphael Barkai  
*Assistant Examiner* — Randall Gholson

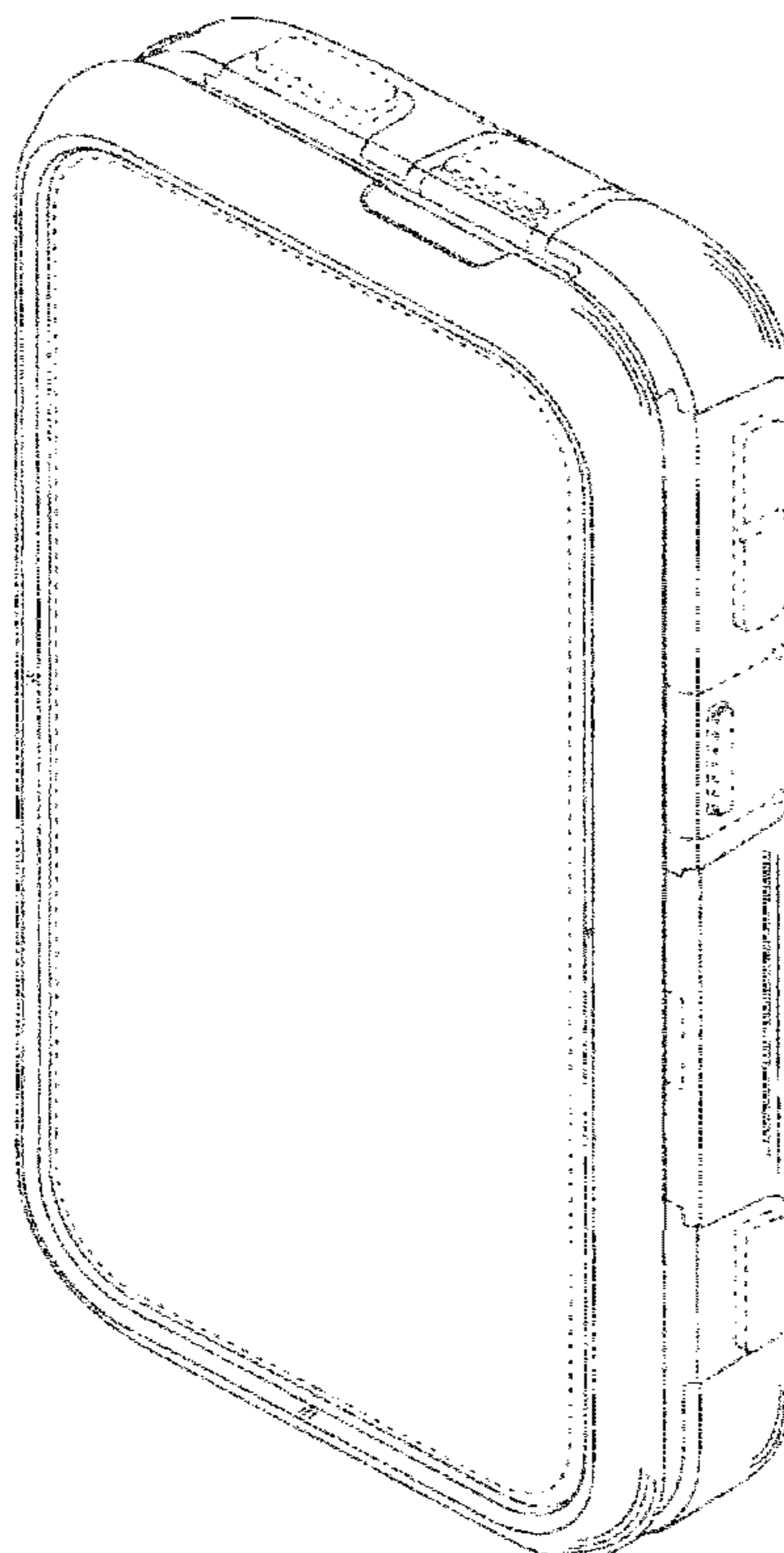
(57) **CLAIM**

The ornamental design for a case, as shown and described.

**DESCRIPTION**

FIG. 1 is an isometric view of a case showing our new design;  
FIG. 2 is an isometric view thereof;  
FIG. 3 is a front view thereof;  
FIG. 4 is a rear view thereof;  
FIG. 5 is a left view thereof;  
FIG. 6 is a right view thereof;  
FIG. 7 is a top view thereof; and,  
FIG. 8 is a bottom view thereof.  
The broken lines depict unclaimed environmental subject  
matter.

**1 Claim, 6 Drawing Sheets**



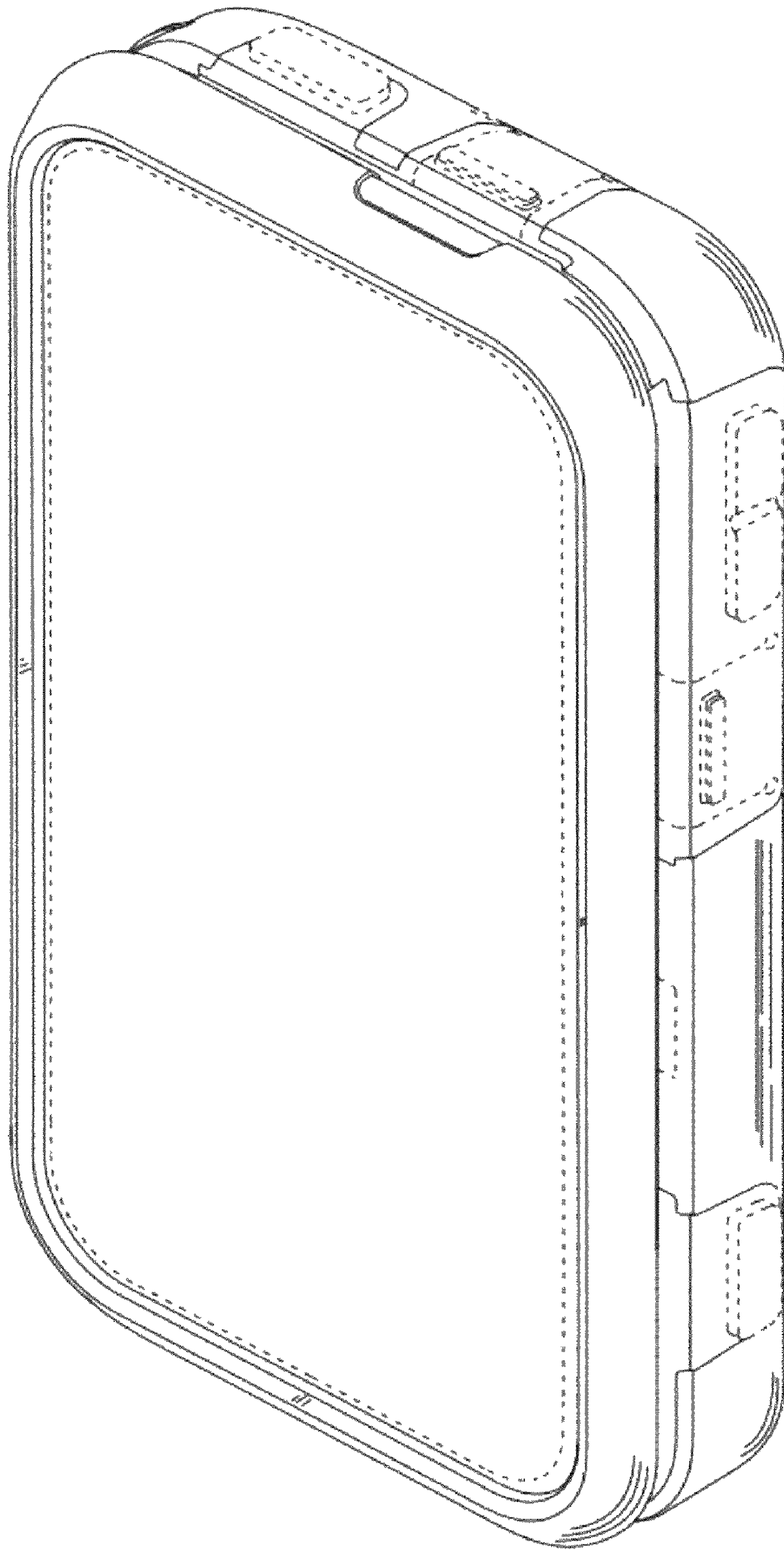


FIG. 1

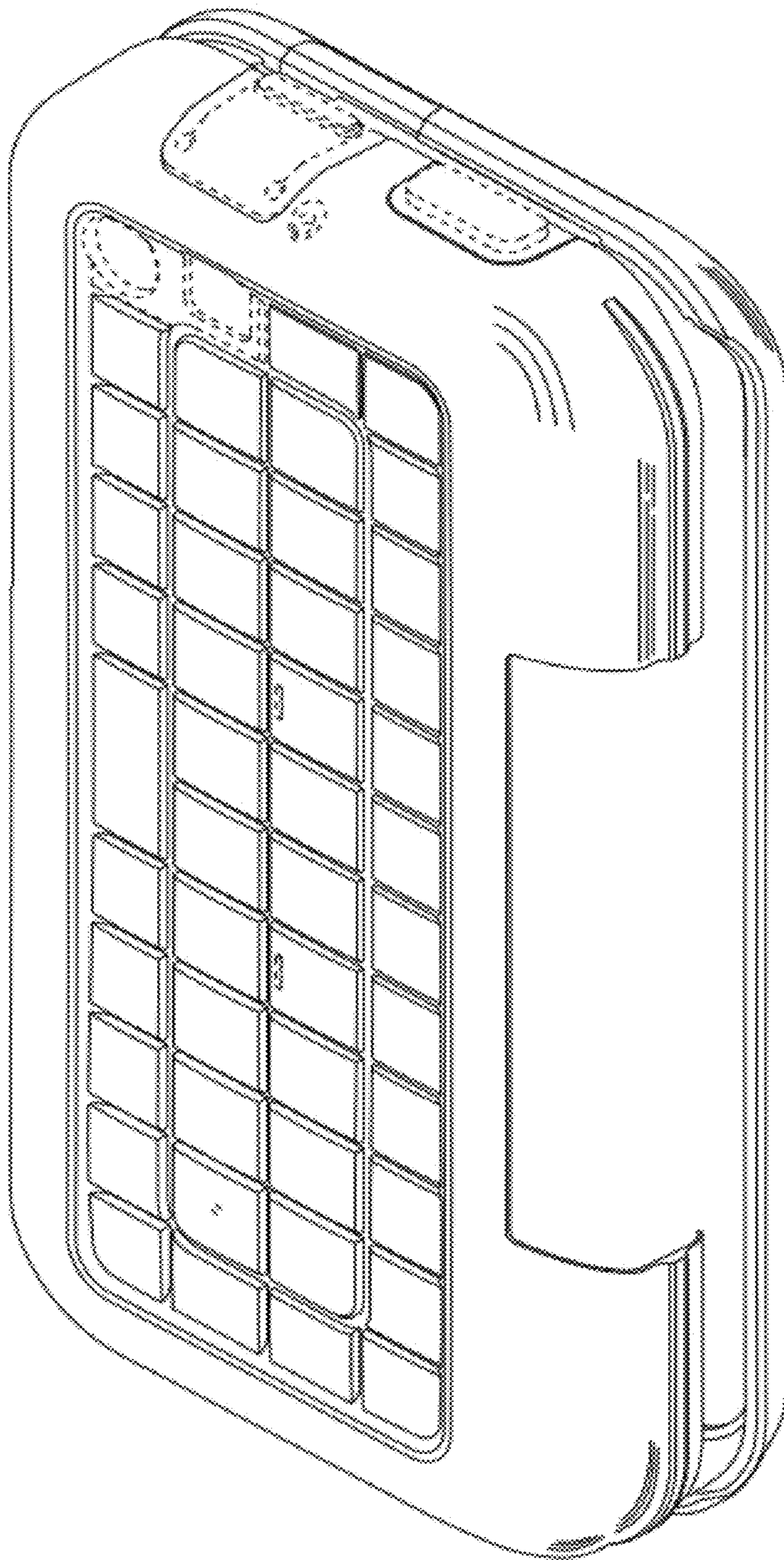


FIG. 2




FIG. 3

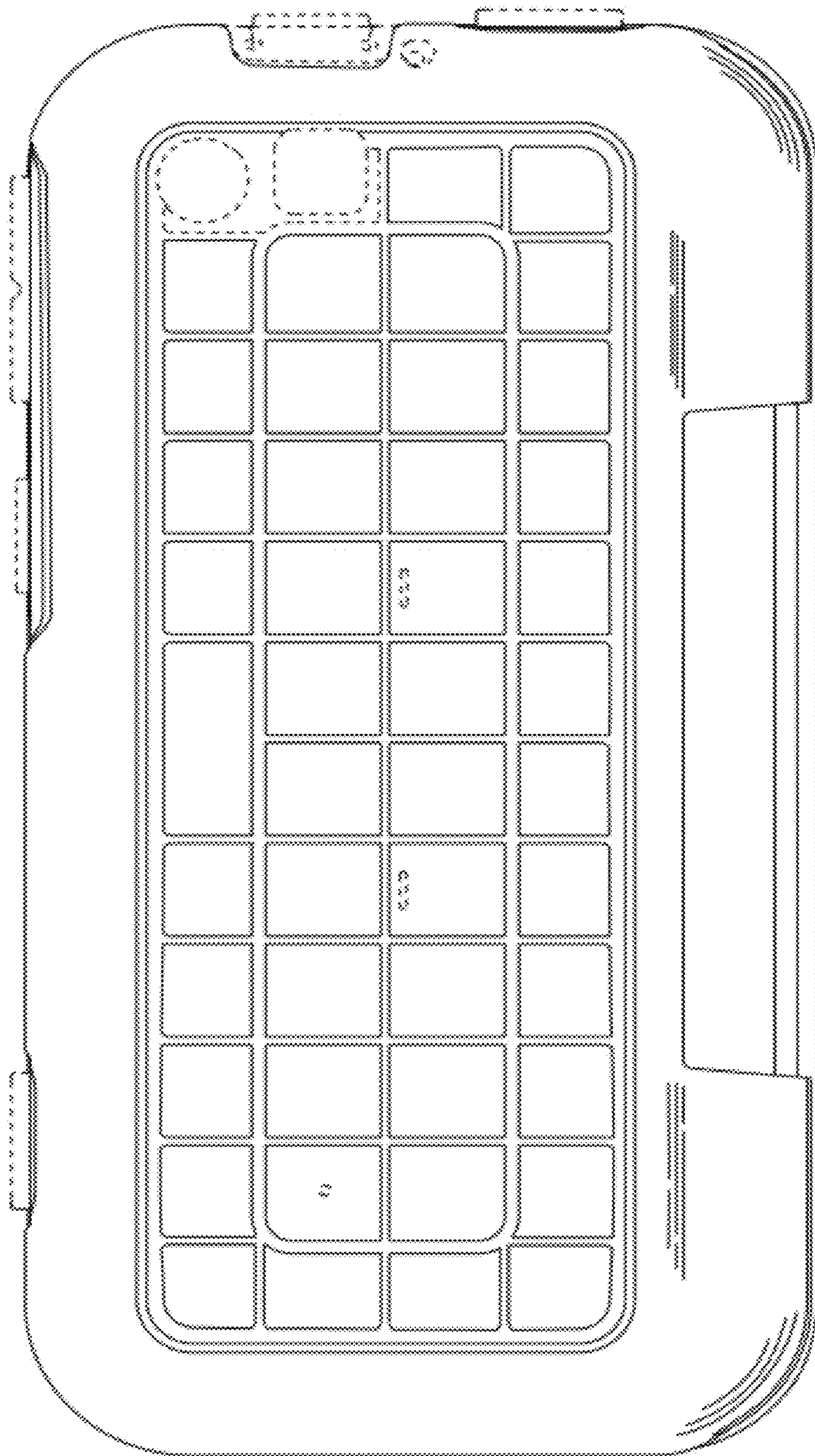


FIG. 4

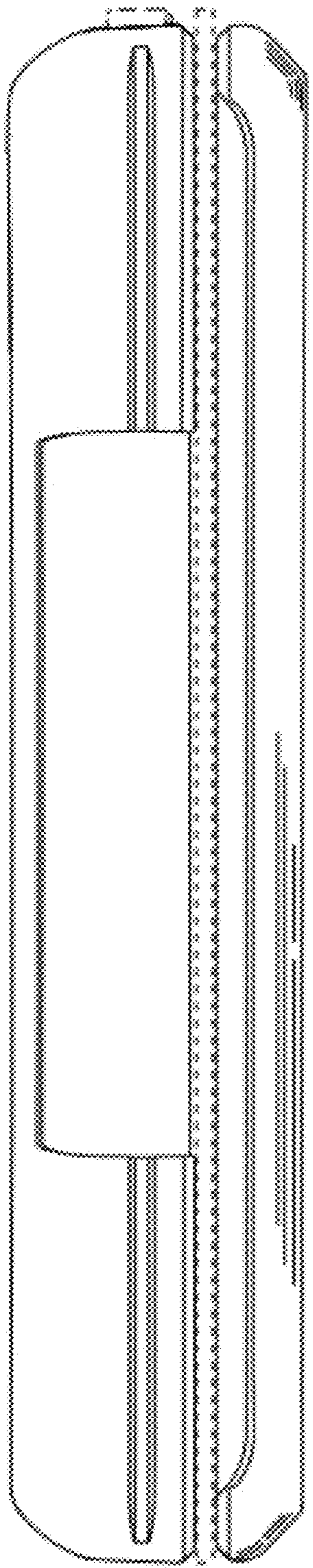


FIG. 5

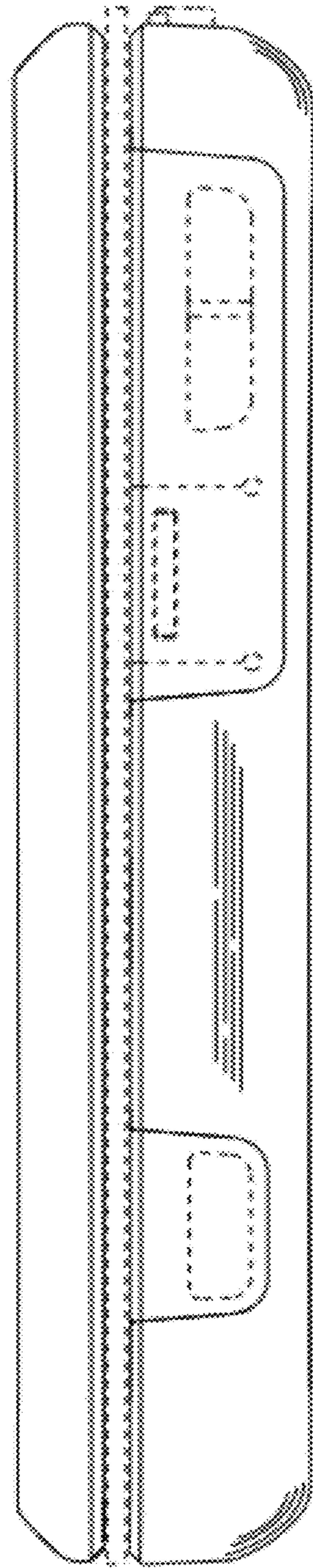


FIG. 6

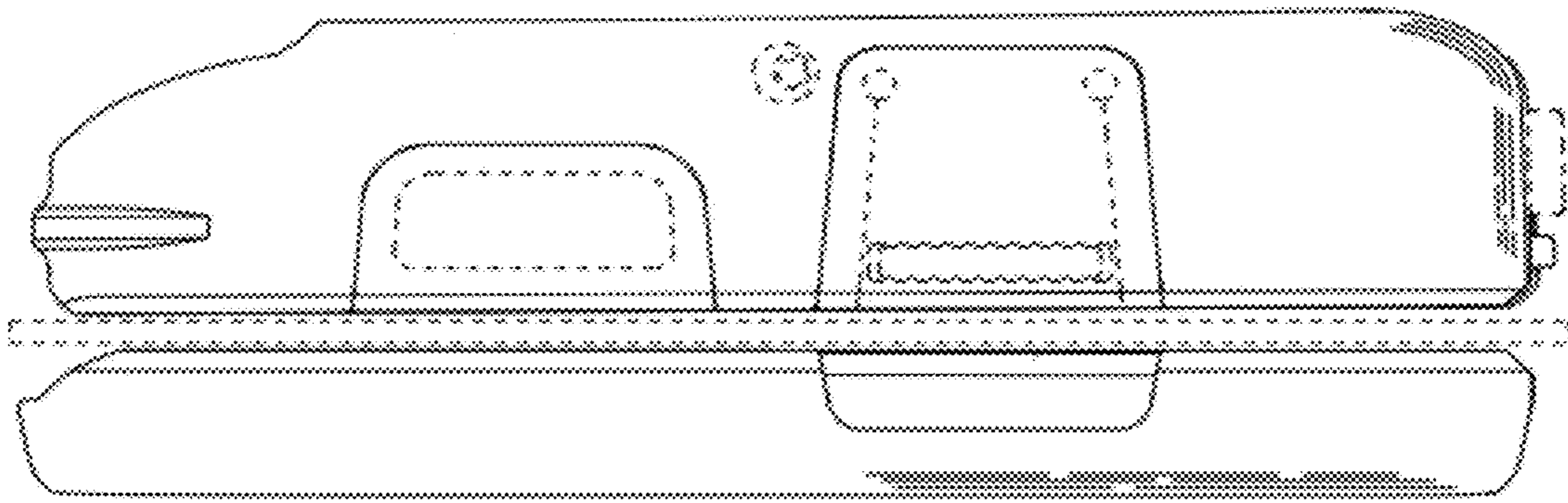


FIG. 7

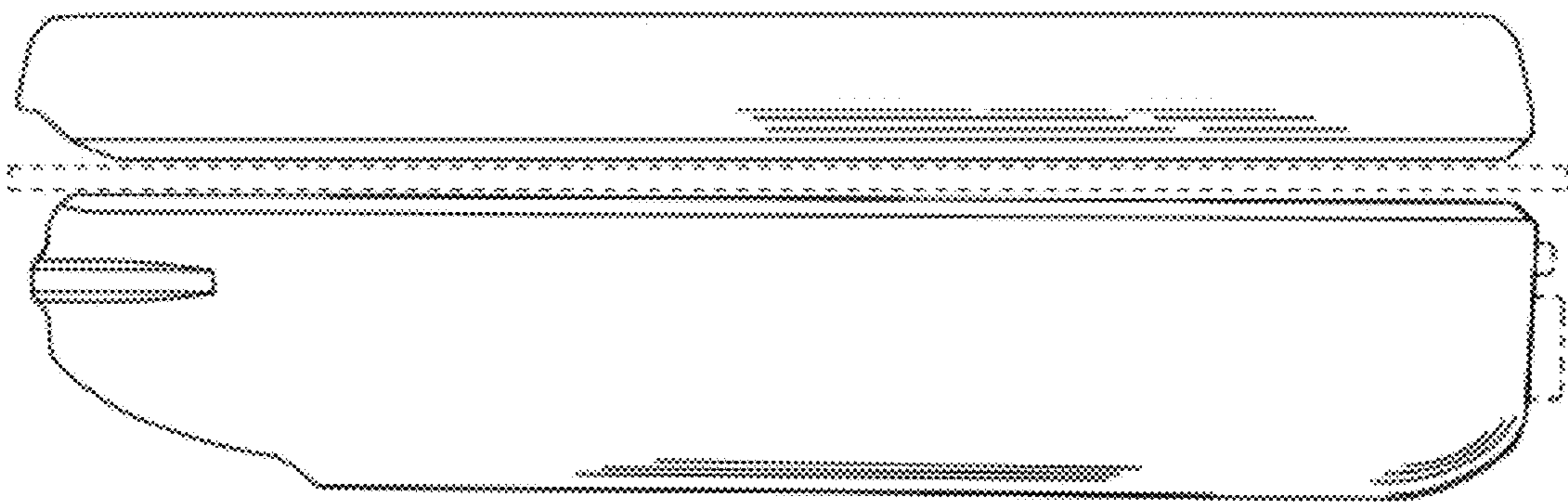


FIG. 8