



US00D654476S

(12) **United States Design Patent**  
**Weitgasser**

(10) **Patent No.:** **US D654,476 S**

(45) **Date of Patent:** **\*\* Feb. 21, 2012**

(54) **REMOTE CONTROL**

(75) Inventor: **Erwin Weitgasser**, Salzburg (AT)

(73) Assignee: **fm marketing GmbH**, Obertrum Am See (AT)

(\*\*) Term: **14 Years**

(21) Appl. No.: **29/382,429**

(22) Filed: **Jan. 4, 2011**

(30) **Foreign Application Priority Data**

Jul. 6, 2010 (EP) ..... 001223580

(51) **LOC (9) Cl.** ..... **14-03**

(52) **U.S. Cl.** ..... **D14/218**

(58) **Field of Classification Search** ..... D14/218,  
D14/455; D13/168; D21/566; D10/104,  
D10/106; 345/169; 348/14.05, 114, 211.99,  
348/734; 340/825.24; 341/22; 455/92, 95,  
455/128, 151.1-151.4, 352, 355, FOR. 121;  
700/65

See application file for complete search history.

(56) **References Cited**

**U.S. PATENT DOCUMENTS**

D317,593 S *	6/1991	Rowen	.....	D13/168
D500,309 S *	12/2004	Borsboom	.....	D14/218
D525,948 S *	8/2006	Blair et al.	.....	D13/168
D546,837 S *	7/2007	Yeo	.....	D14/496
D566,053 S *	4/2008	Derocher et al.	.....	D13/174
D568,299 S *	5/2008	Tuli	.....	D14/218
D568,827 S *	5/2008	Ikeda et al.	.....	D13/168
D573,957 S *	7/2008	Ledbetter et al.	.....	D13/168
D577,715 S *	9/2008	Lim et al.	.....	D14/240
D589,941 S *	4/2009	Maier et al.	.....	D14/218

D596,623 S *	7/2009	Laine	.....	D14/218
D597,082 S *	7/2009	Bang et al.	.....	D14/218
D604,723 S *	11/2009	Bodley et al.	.....	D14/225
D605,178 S *	12/2009	Maier et al.	.....	D14/218
D606,047 S *	12/2009	Lin	.....	D14/218
D610,122 S *	2/2010	Kim et al.	.....	D14/138 AA
D614,171 S *	4/2010	Son et al.	.....	D14/218
D617,756 S *	6/2010	Song et al.	.....	D14/138 AA
D618,666 S *	6/2010	Shin et al.	.....	D14/218
D620,456 S *	7/2010	Akana et al.	.....	D13/168
D628,982 S *	12/2010	Tellier	.....	D14/218
D628,985 S *	12/2010	VanDuyn et al.	.....	D14/218
D628,986 S *	12/2010	VanDuyn et al.	.....	D14/218
D630,619 S *	1/2011	Li	.....	D14/218
2010/0035668 A1 *	2/2010	Lee	.....	455/575.4

\* cited by examiner

*Primary Examiner* — Celia Murphy

*Assistant Examiner* — John Windmuller

(74) *Attorney, Agent, or Firm* — Senniger Powers LLP

(57) **CLAIM**

The ornamental design for a remote control, as shown and described.

**DESCRIPTION**

FIG. 1 is a front elevation view of a remote control of the present invention;

FIG. 2 is a left side elevation view;

FIG. 3 is a rear elevation view;

FIG. 4 is a bottom plan view;

FIG. 5 is a top plan view;

FIG. 6 is a front perspective view;

FIG. 7 is a front perspective view; and,

FIG. 8 is a rear perspective view.

The broken line characters on the buttons in the figures form no part of the claimed design.

**1 Claim, 7 Drawing Sheets**

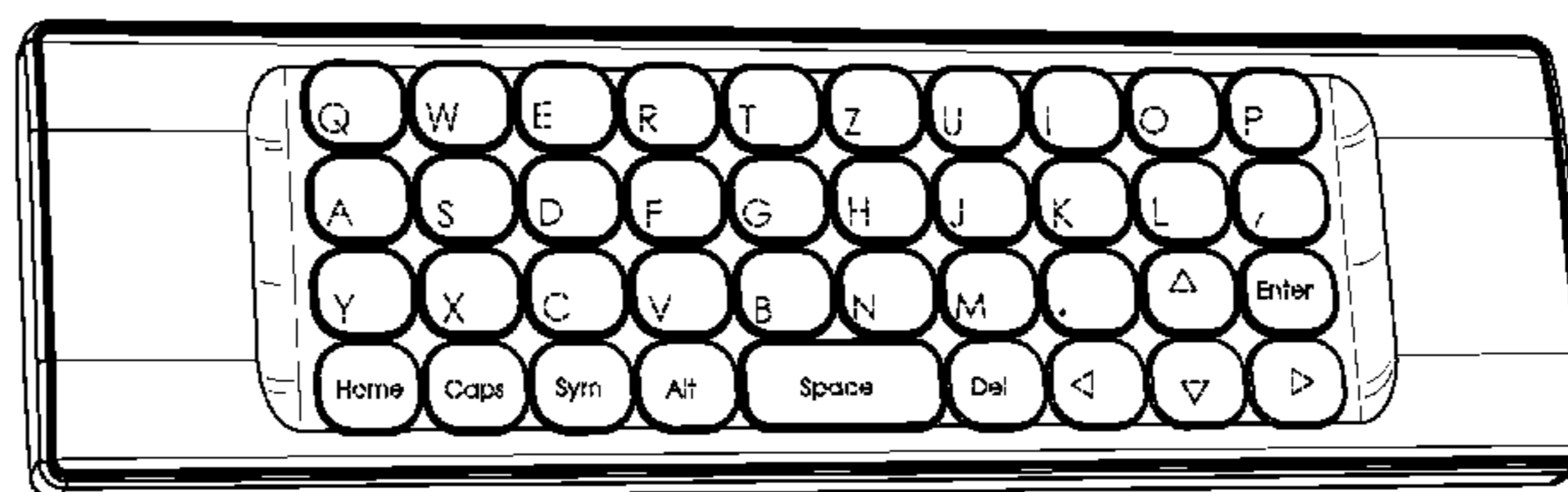
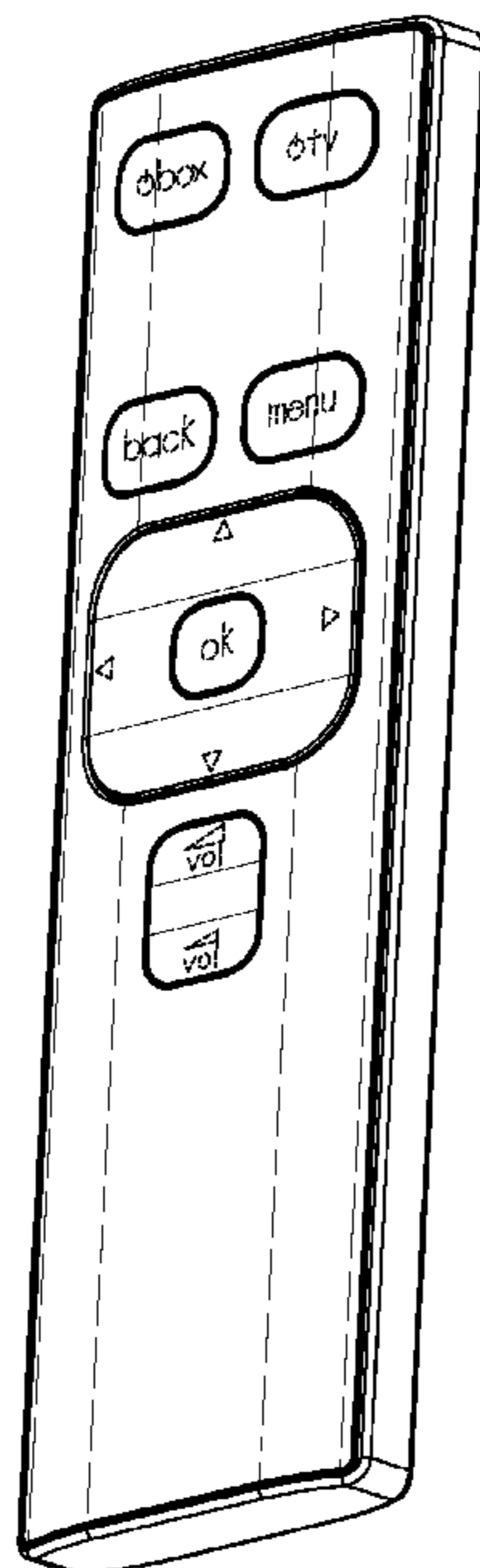


FIG. 1

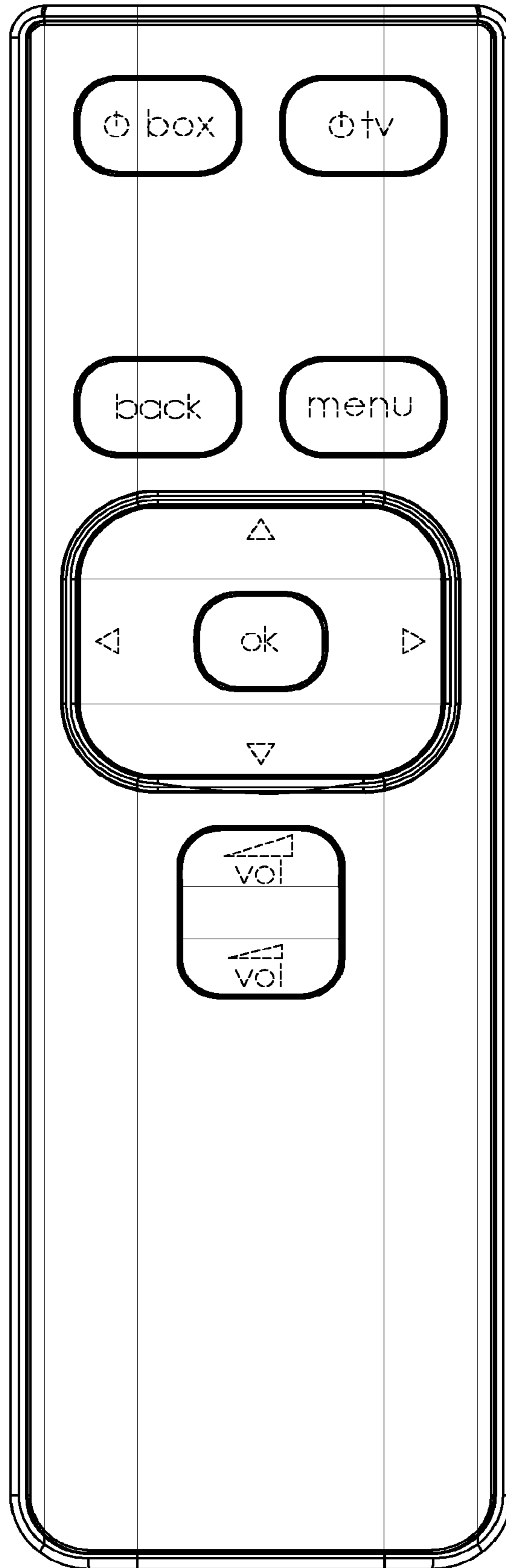


FIG. 2



FIG. 3




FIG. 4




FIG. 5

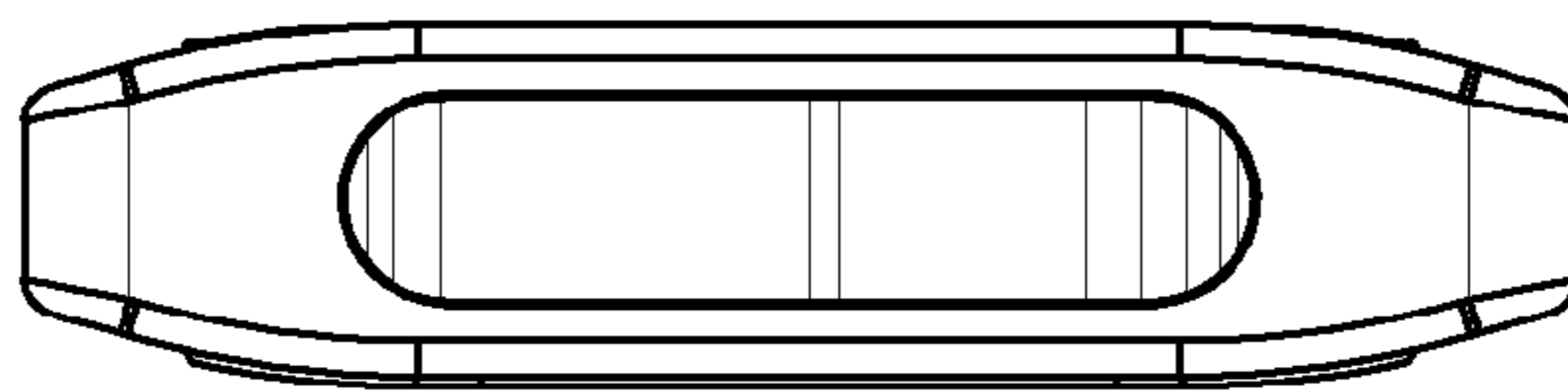


FIG. 6

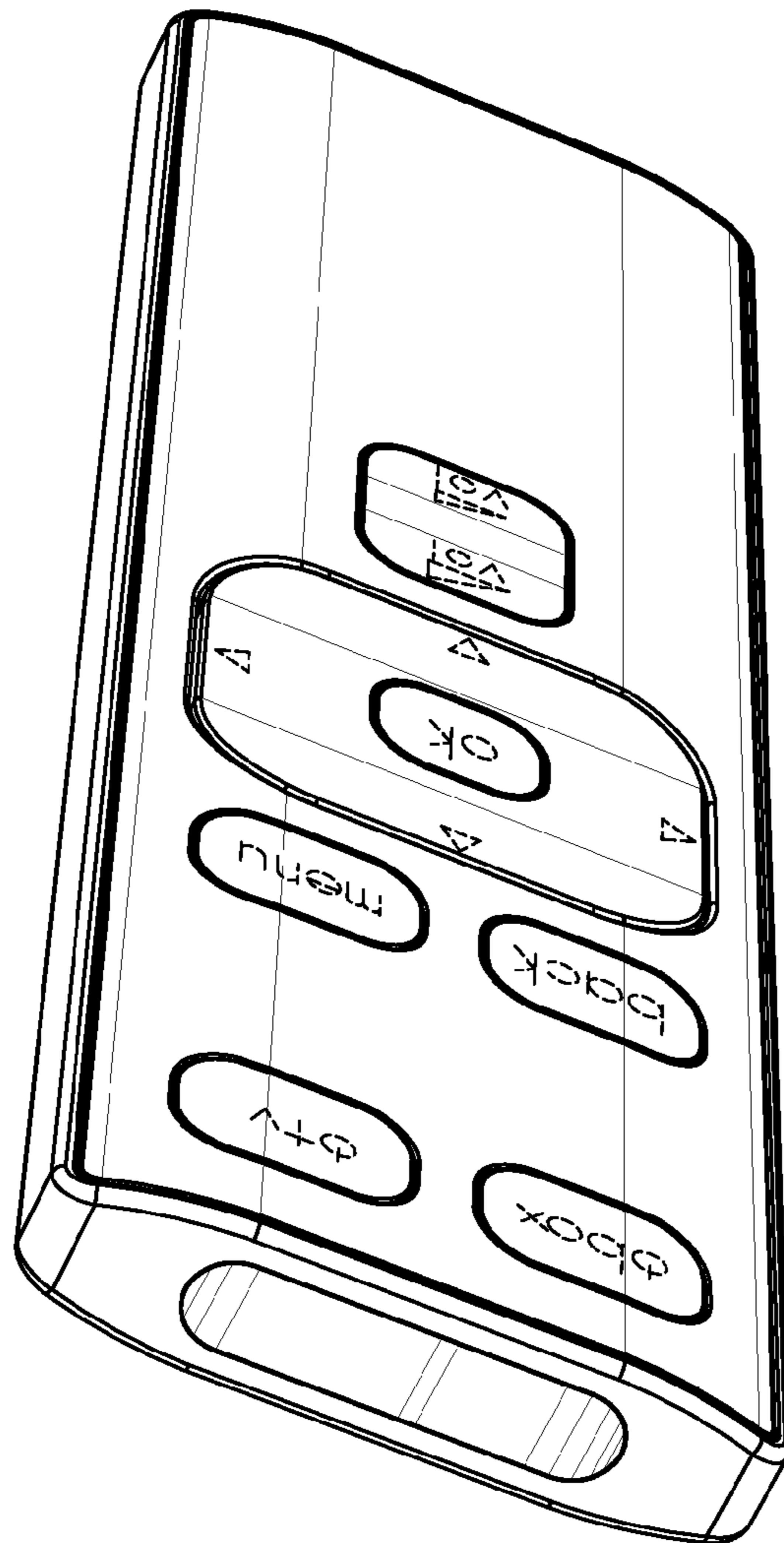


FIG. 7

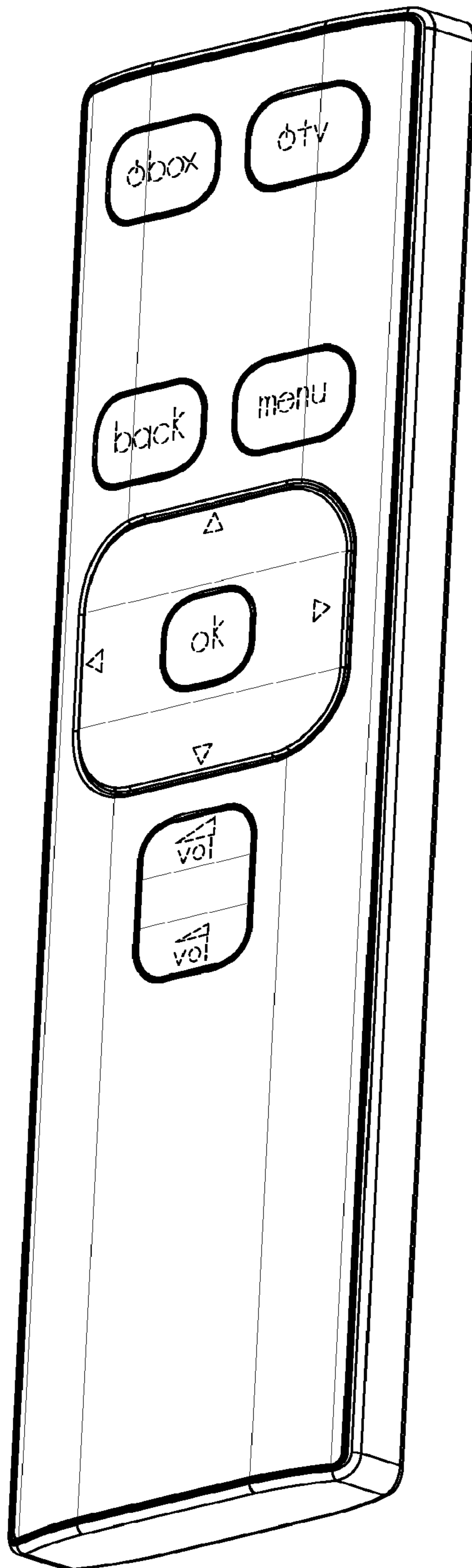


FIG. 8

