



US00D654424S

(12) **United States Design Patent**  
**Vadala**

(10) **Patent No.:** **US D654,424 S**

(45) **Date of Patent:** **\*\* Feb. 21, 2012**

(54) **AUTOMOBILE HEADREST ATTACHMENT  
TO REDUCE OR ELIMINATE THE  
POSSIBILITY OF WHIPLASH**

(76) Inventor: **Peter S. Vadala**, Saugus, MA (US)

(\*\*) Term: **14 Years**

(21) Appl. No.: **29/373,386**

(22) Filed: **Apr. 4, 2011**

(51) **LOC (9) Cl.** ..... **12-16**

(52) **U.S. Cl.** ..... **D12/416**

(58) **Field of Classification Search** ..... D12/416,  
D12/415, 417, 418, 419; 296/36; 22/36;  
224/404, 275; D3/318

See application file for complete search history.

(56) **References Cited**

**U.S. PATENT DOCUMENTS**

D328,974	S *	9/1992	King	.....	D3/318
5,226,576	A *	7/1993	Ellsworth	.....	224/572
D344,180	S *	2/1994	Garcia	.....	D12/416
6,174,082	B1 *	1/2001	Pelky et al.	.....	383/22
D441,341	S *	5/2001	Hassett et al.	.....	D12/416
6,405,909	B1 *	6/2002	Burnett et al.	.....	224/275
7,048,163	B2 *	5/2006	Albert et al.	.....	224/275

7,207,469 B2 \* 4/2007 Hussaini et al. .... 224/275  
\* cited by examiner

*Primary Examiner* — Caron D Veynar

*Assistant Examiner* — Katrina A Betton

(74) *Attorney, Agent, or Firm* — William Nitkin

(57) **CLAIM**

The ornamental design for an automobile headrest attachment to reduce or eliminate the possibility of whiplash, as shown and described.

**DESCRIPTION**

FIG. 1 is a top plan view of an automobile headrest attachment to reduce or eliminate the possibility of whiplash showing my new design;

FIG. 2 is a bottom plan view thereof;

FIG. 3 is a right side elevational view thereof;

FIG. 4 is a left side elevational view thereof;

FIG. 5 is a right end elevational view thereof;

FIG. 6 is a left end elevational view thereof;

FIG. 7 is a bottom perspective view thereof;

FIG. 8 is a top perspective view thereof; and,

FIG. 9 is a side view of the automobile headrest attachment to reduce or eliminate the possibility of whiplash in use with the environment and automobile occupant shown in broken lines.

**1 Claim, 3 Drawing Sheets**

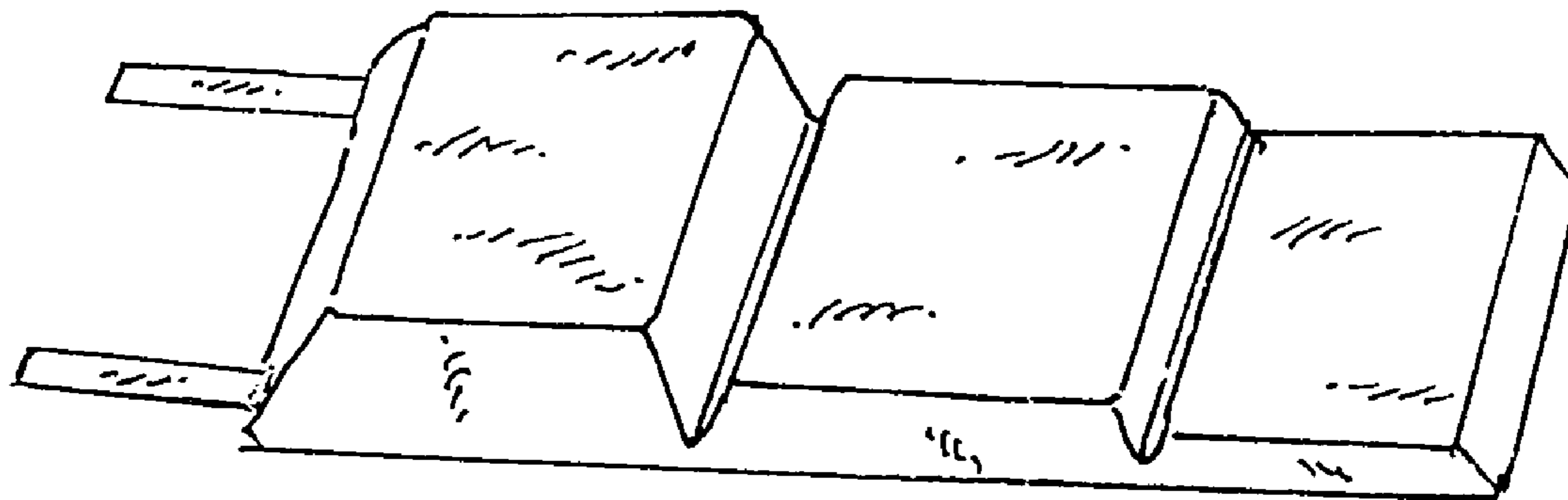


FIG.1

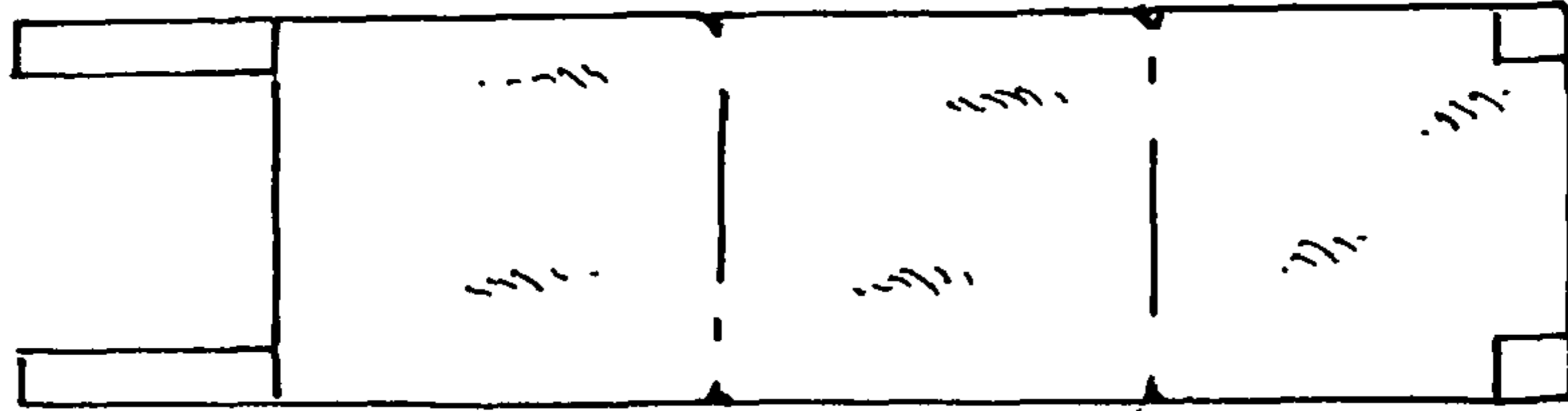


FIG.2




FIG.3

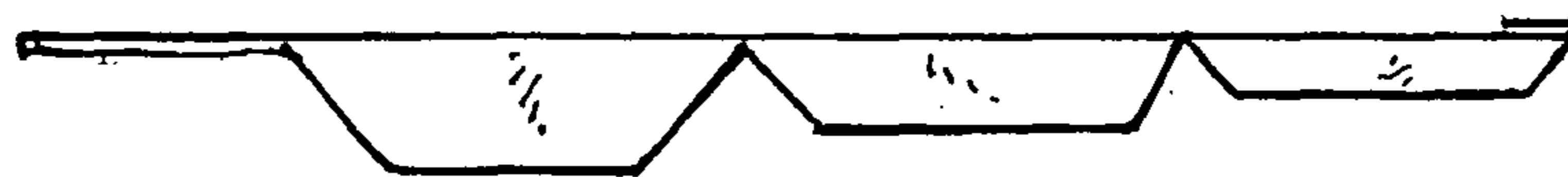


FIG.4

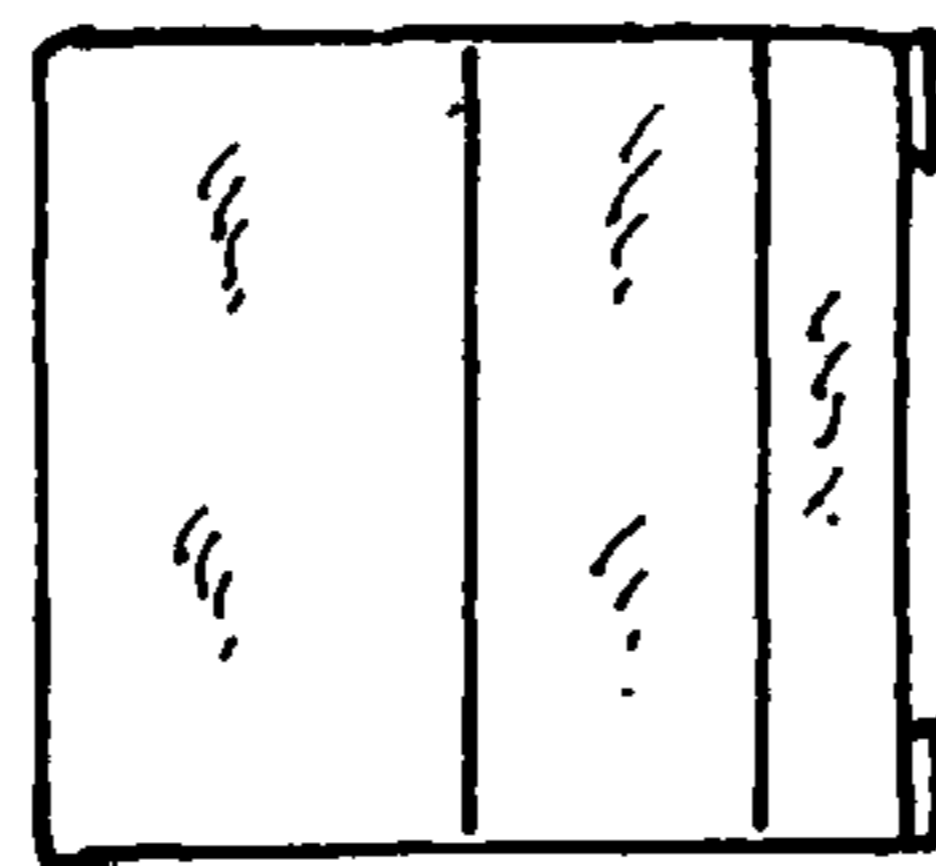
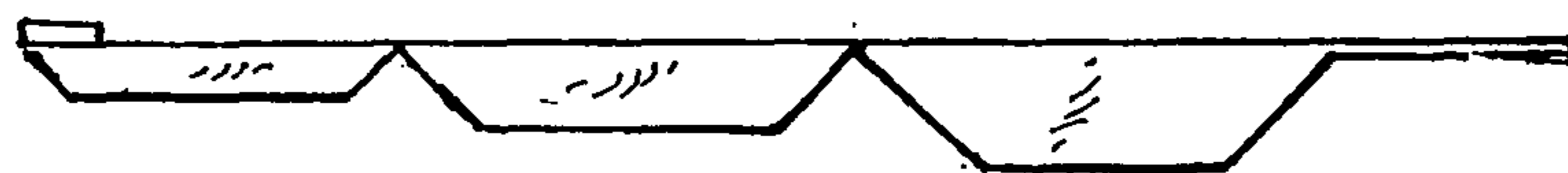


FIG.5

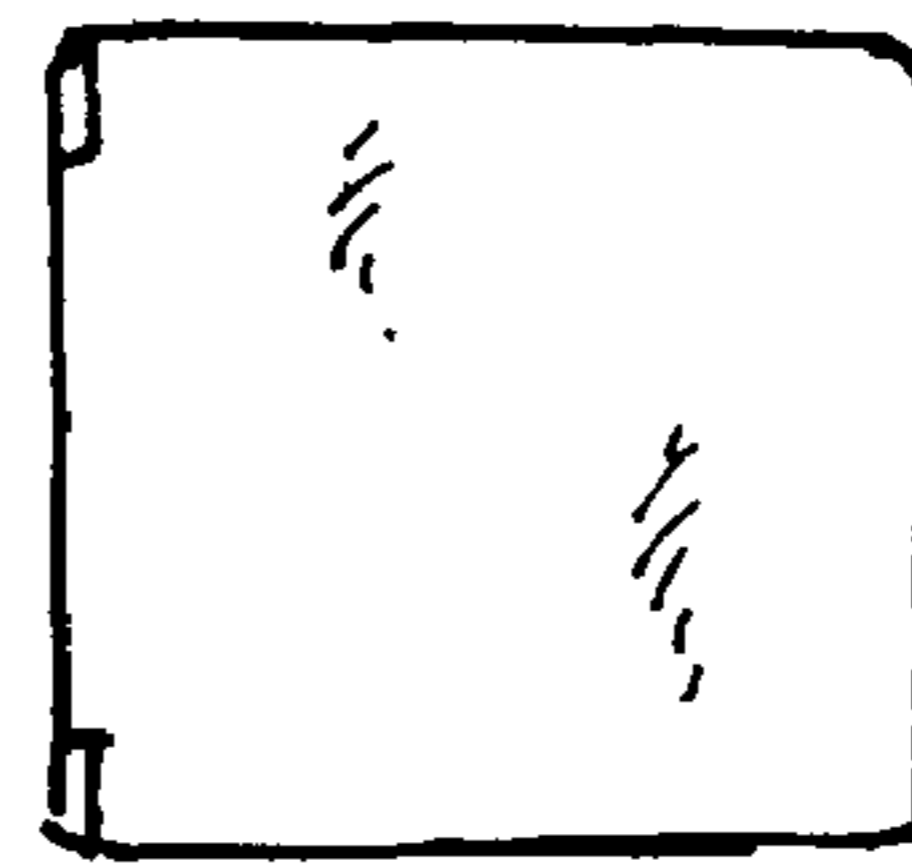


FIG.6

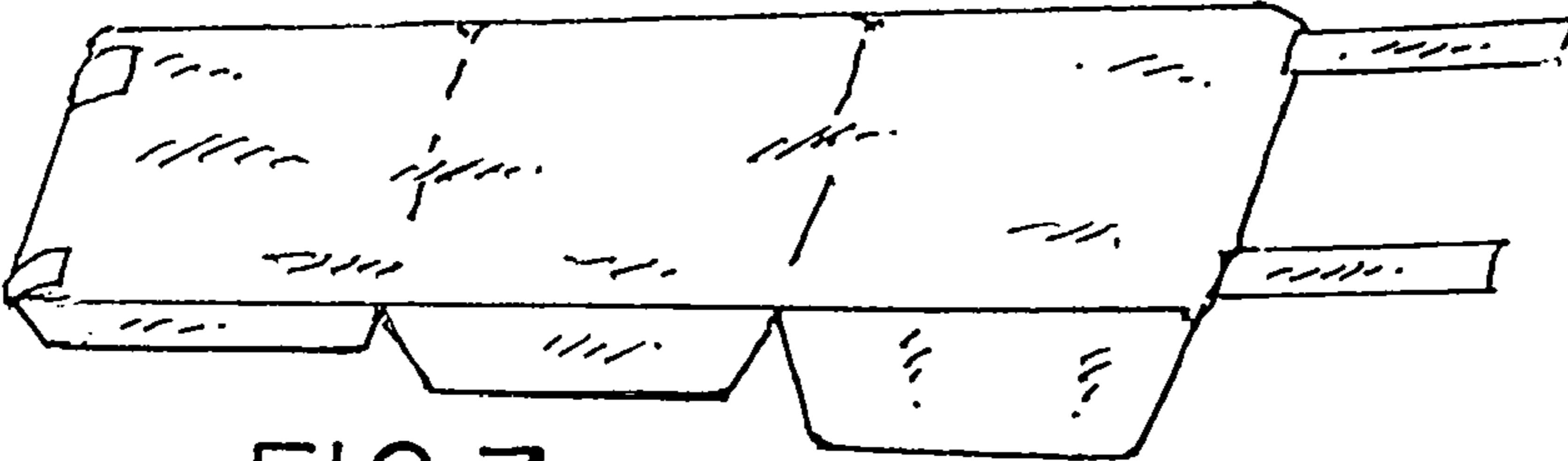


FIG. 7

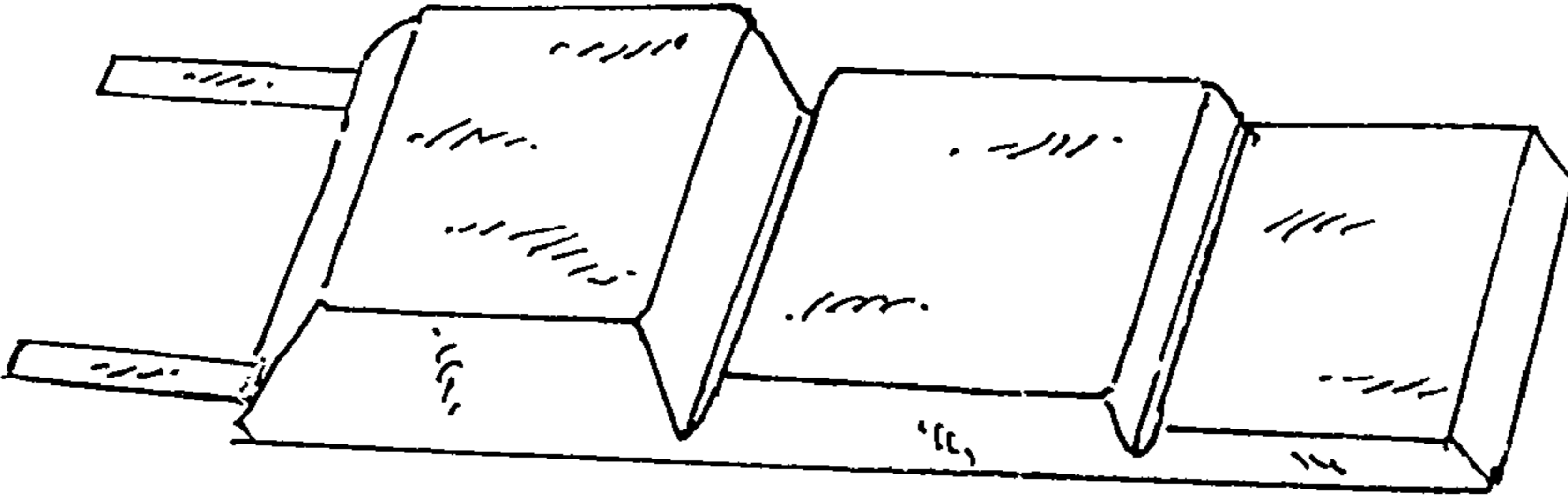


FIG. 8

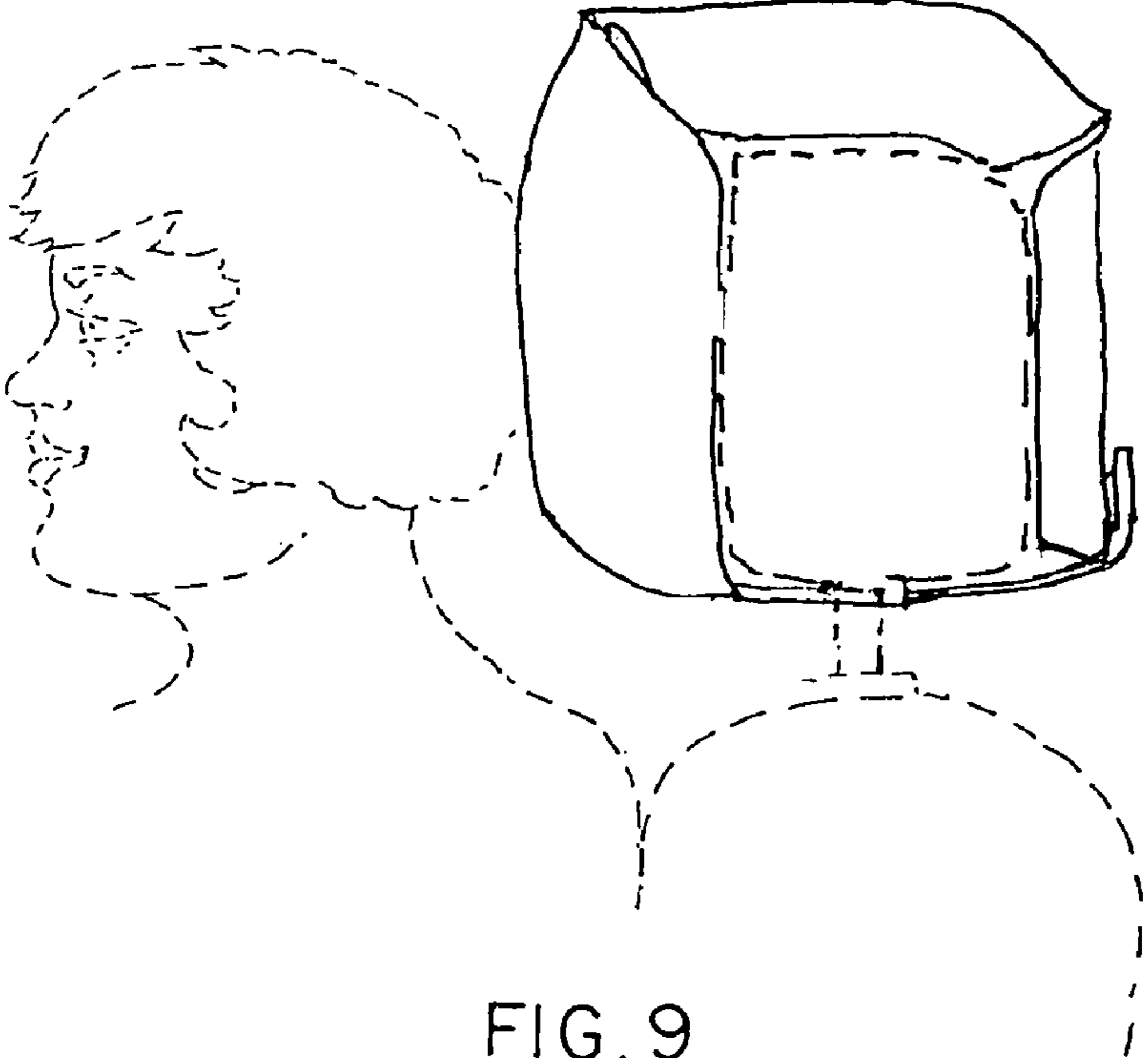


FIG. 9