



US00D654411S

(12) **United States Design Patent**
Alt

(10) **Patent No.:** **US D654,411 S**

(45) **Date of Patent:** **** Feb. 21, 2012**

(54) **AUXILIARY HANDLEBAR FOR A RECREATIONAL VEHICLE**

(76) Inventor: **Dan Alt**, Livingston, MT (US)

(**) Term: **14 Years**

(21) Appl. No.: **29/381,278**

(22) Filed: **Dec. 17, 2010**

(51) **LOC (9) Cl.** **12-11**

(52) **U.S. Cl.** **D12/178**

(58) **Field of Classification Search** D12/178,
D12/114, 110, 107, 7, 174, 177; 74/551.1-551.9,
74/488; D8/315, 316; 280/275, 276, 283;
180/190

See application file for complete search history.

(56) **References Cited**

U.S. PATENT DOCUMENTS

4,420,989 A * 12/1983 Finkle 74/551.2
5,595,259 A * 1/1997 Gilliland et al. 180/332
D487,416 S * 3/2004 Lin D12/179

6,883,625 B2 * 4/2005 Trego et al. 180/19.2
7,549,500 B2 * 6/2009 Graham et al. 180/321
D637,545 S * 5/2011 Cote et al. D12/317
2010/0269624 A1 * 10/2010 Price et al. 74/551.8

* cited by examiner

Primary Examiner — Susan M Lee

Assistant Examiner — Linda G. Brooks

(57) **CLAIM**

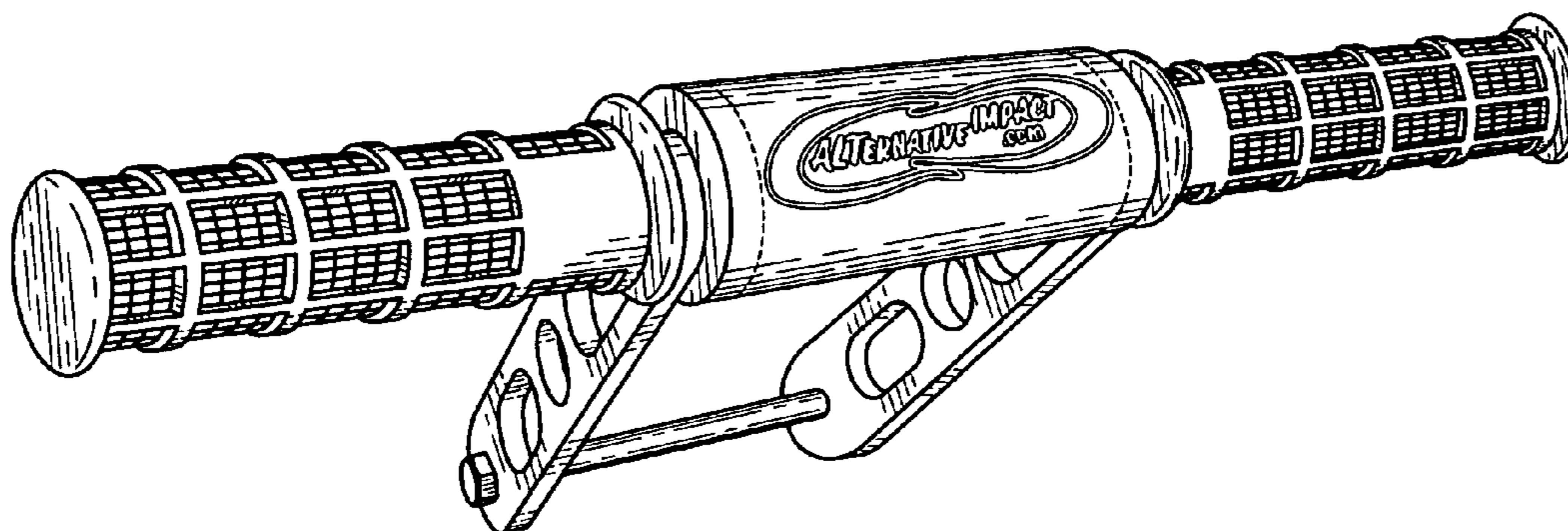
The ornamental design for an auxiliary handlebar for a recreational vehicle, as shown and described.

DESCRIPTION

FIG. 1 is a perspective view thereof; and
FIG. 2 is a frontal view thereof; and
FIG. 3 is a top view thereof; and
FIG. 4 is a left view thereof; and
FIG. 5 is a right view thereof.

The broken lines illustrate environmental structure and form no part of the claimed design.

1 Claim, 2 Drawing Sheets



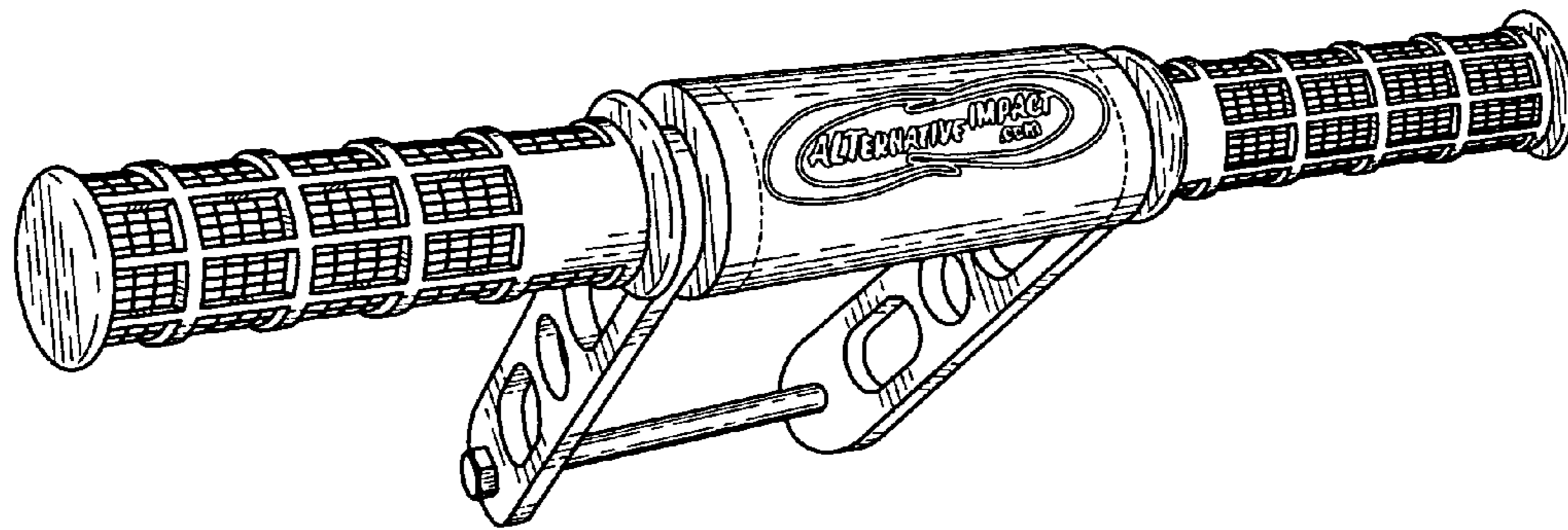


FIG. 1



FIG. 2

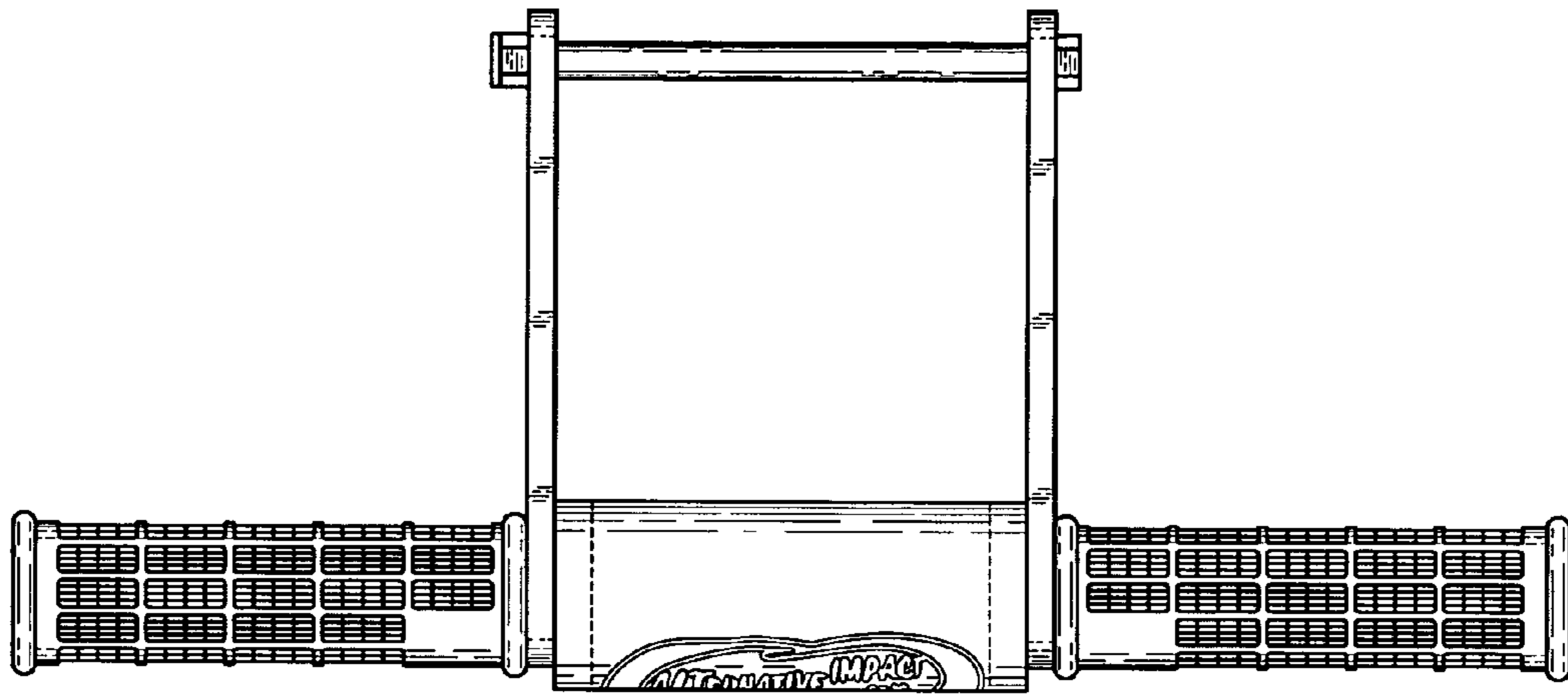


FIG. 3

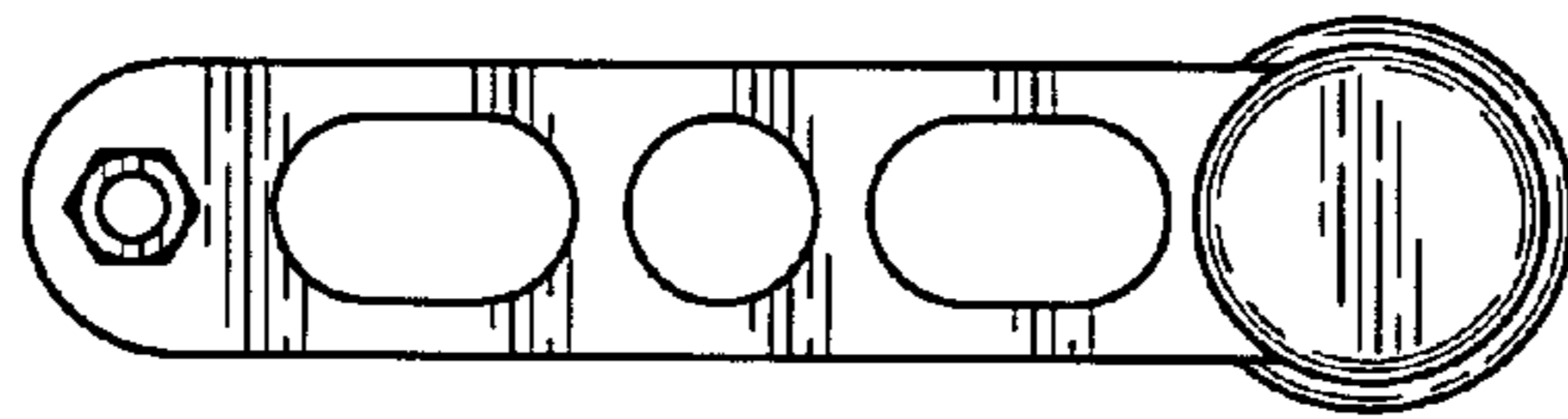


FIG. 4

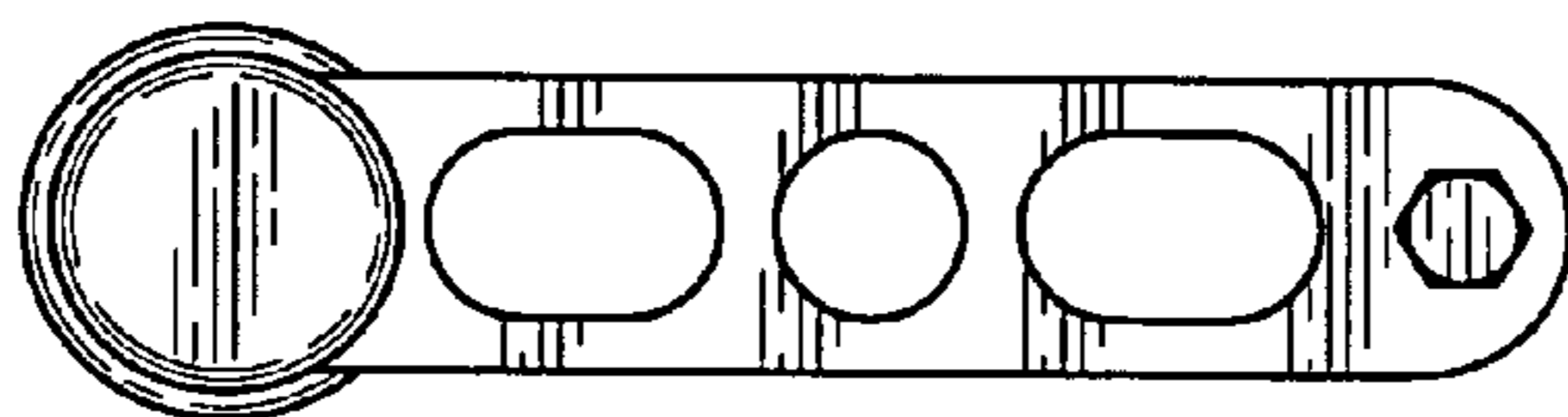


FIG. 5