



US00D654389S

(12) **United States Design Patent**  
**Gordon**

(10) **Patent No.:** **US D654,389 S**

(45) **Date of Patent:** **\*\* Feb. 21, 2012**

(54) **LIP HOOK WITH CURL AT THE END**

(76) Inventor: **Juanema G. Gordon**, Waka, TX (US)

(\*\*) Term: **14 Years**

(21) Appl. No.: **29/332,026**

(22) Filed: **Feb. 6, 2009**

(51) **LOC (9) Cl.** ..... **11-01**

(52) **U.S. Cl.** ..... **D11/2; D11/86**

(58) **Field of Classification Search** ..... D11/1,  
D11/2, 3, 14, 43, 44, 48, 63, 67, 68, 77, 78,  
D11/79, 80, 81, 84, 86, 87, 88; 63/1.11,  
63/2, 3, 4, 18-21, 23; D8/370, 373; 24/196,  
24/616, 625

See application file for complete search history.

(56) **References Cited**

U.S. PATENT DOCUMENTS

D126,199 S *	4/1941	Daniels .....	D3/207
D235,125 S *	5/1975	Schlachter .....	D8/370
D260,234 S *	8/1981	Johnson, Jr. ....	D8/370
D269,770 S *	7/1983	Pittenger et al. ....	D11/87
D305,874 S *	2/1990	Jackson .....	D11/1
D312,982 S *	12/1990	Moodley .....	D11/87
D348,854 S *	7/1994	Salsgiver .....	D11/86
D522,906 S *	6/2006	Siggins .....	D11/87
D528,938 S *	9/2006	Pongonis .....	D11/86

D531,928 S *	11/2006	Pongonis .....	D11/86
D538,195 S *	3/2007	Williams .....	D11/40
D542,170 S *	5/2007	Bruno et al. ....	D11/40
D641,279 S *	7/2011	Hobeika .....	D11/87

\* cited by examiner

*Primary Examiner* — Cathron Brooks

*Assistant Examiner* — Melanie Levy

(74) *Attorney, Agent, or Firm* — QuickPatents, Inc.; Kevin Prince

(57) **CLAIM**

I claim the ornamental design for a lip hook with curl at the end, as shown and described.

**DESCRIPTION**

FIG. 1 is a perspective view of a lip hook with curl at the end, showing my new design;

FIG. 2 is a front elevational view thereof;

FIG. 3 is a rear elevational view thereof;

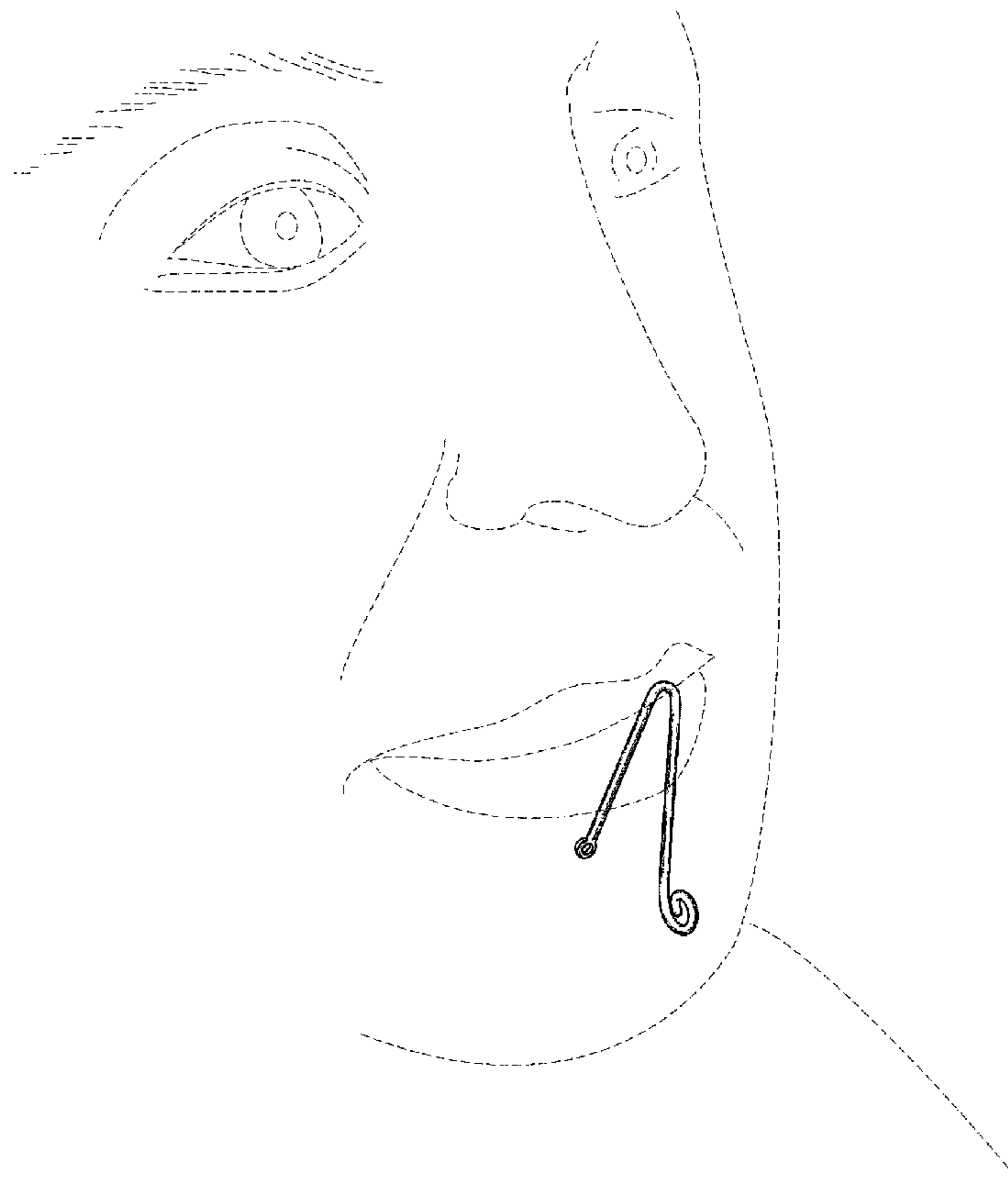
FIG. 4 is a left-side elevational view thereof, the right-side elevational view being a mirror image thereof;

FIG. 5 is a top plan view thereof; and,

FIG. 6 is a bottom plan view thereof.

The broken lines showing a person in FIG. 1 are included for the purpose of illustrating the invention in use, and form no part of the claimed design.

**1 Claim, 2 Drawing Sheets**



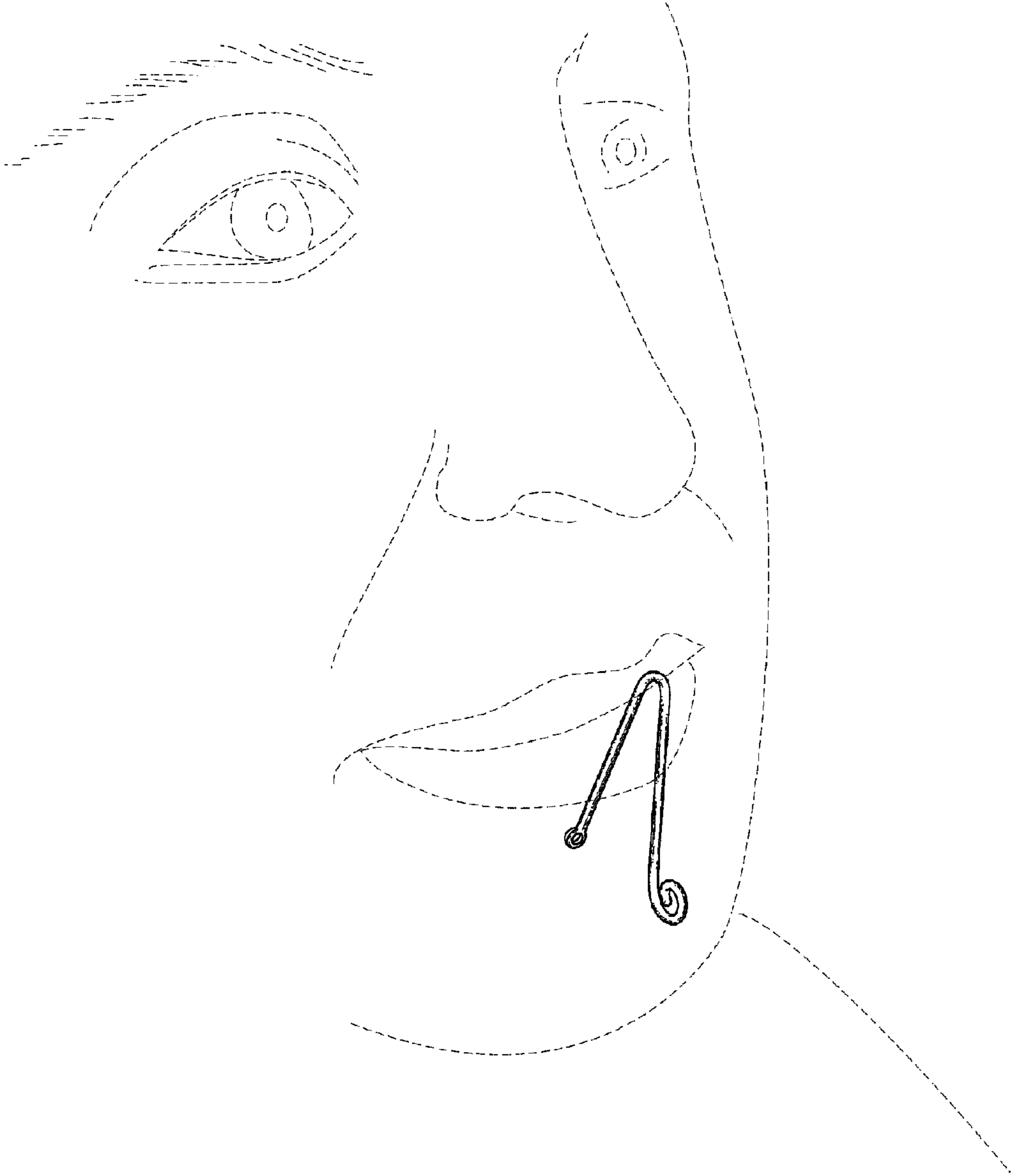


FIG. 1

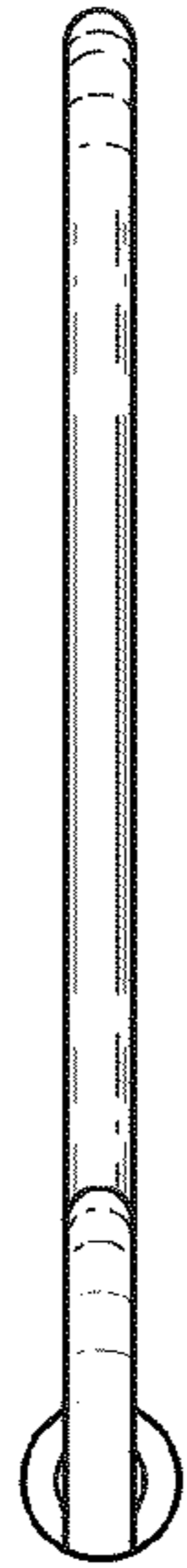


FIG. 2

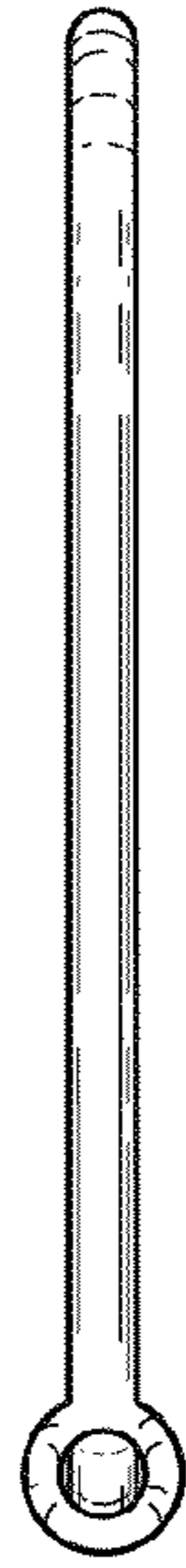


FIG. 3

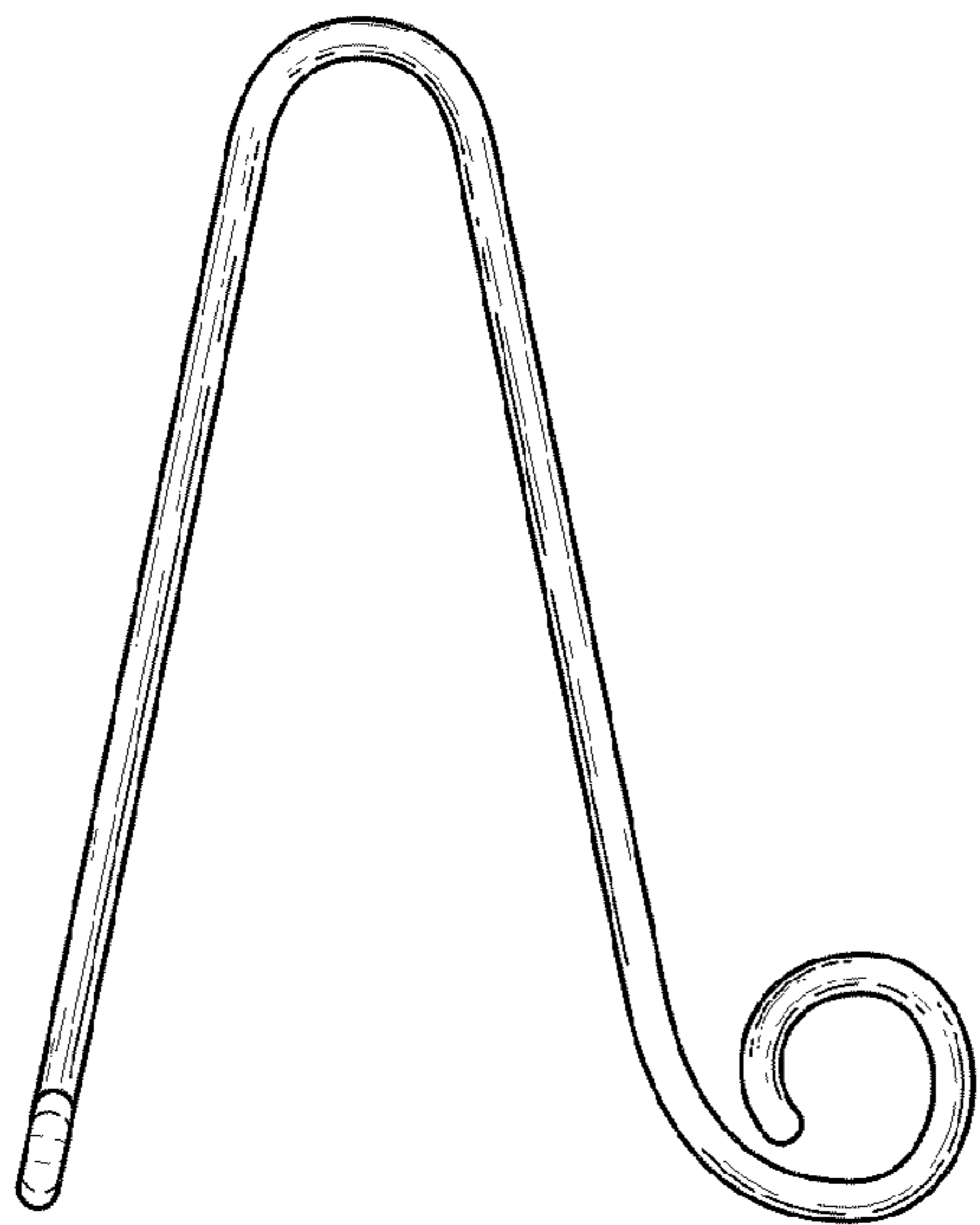


FIG. 4



FIG. 5



FIG. 6