



US00D654380S

(12) **United States Design Patent**  
**Kohara et al.**

(10) **Patent No.:** **US D654,380 S**

(45) **Date of Patent:** **\*\* Feb. 21, 2012**

(54) **CAN**

(75) Inventors: **Hidetomo Kohara**, Kanagawa (JP);  
**Mami Uemura**, Tokyo (JP)

(73) Assignee: **Daiwa Can Company**, Tokyo (JP)

(\*\*) Term: **14 Years**

(21) Appl. No.: **29/347,520**

(22) Filed: **Feb. 19, 2010**

(51) **LOC (9) Cl.** ..... **09-02**

(52) **U.S. Cl.** ..... **D9/774**

(58) **Field of Classification Search** ..... D9/500,  
D9/502-505, 516, 537-539, 545, 549, 556,  
D9/686, 688-692, 763-764, 772-780; D99/5;  
D11/143, 146, 152-154; D26/6; 215/379,  
215/381-384; 220/660, 669-673, 675  
See application file for complete search history.

(56) **References Cited**

**U.S. PATENT DOCUMENTS**

D330,676 S *	11/1992	Halasz et al.	.....	D9/774
D440,498 S *	4/2001	Buxton et al.	.....	D9/773
D455,961 S *	4/2002	Edson et al.	.....	D9/502
D509,748 S *	9/2005	Carmichael et al.	.....	D9/556
D512,315 S *	12/2005	Holm	.....	D9/776
D524,160 S *	7/2006	Endou et al.	.....	D9/518

D584,643 S \* 1/2009 Kolon et al. .... D9/777

\* cited by examiner

*Primary Examiner* — Thomas Johannes

(74) *Attorney, Agent, or Firm* — Rader, Fishman & Grauer  
PLLC

(57) **CLAIM**

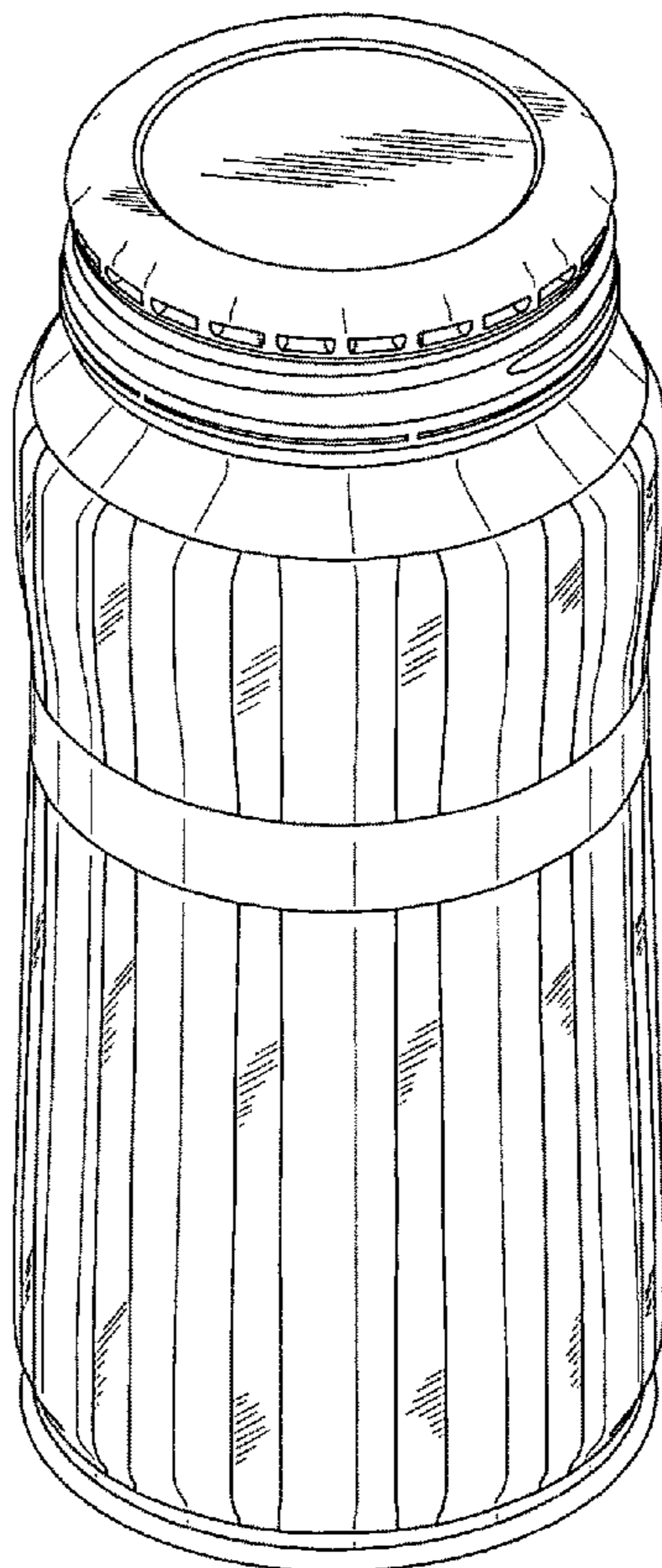
The ornamental design for a can, as shown and described.

**DESCRIPTION**

FIG. 1 is a front elevational view of a can showing our new design, a rear, left and right views being the same image; FIG. 2 is a top plan view thereof; FIG. 3 is a right side elevational view thereof; FIG. 4 is a left side elevational view thereof; FIG. 5 is a rear elevational view thereof; FIG. 6 is a bottom plan view thereof; and FIG. 7 is a perspective view thereof. FIG. 8 is a cross sectional view thereof, taken along the line 8-8 of FIG. 1; and, FIG. 9 is a cross sectional view thereof, taken along the line 9-9 of FIG. 1.

The broken line portion of the figure drawings is included to show unclaimed subject matter only and forms no part of the claimed design.

**1 Claim, 9 Drawing Sheets**



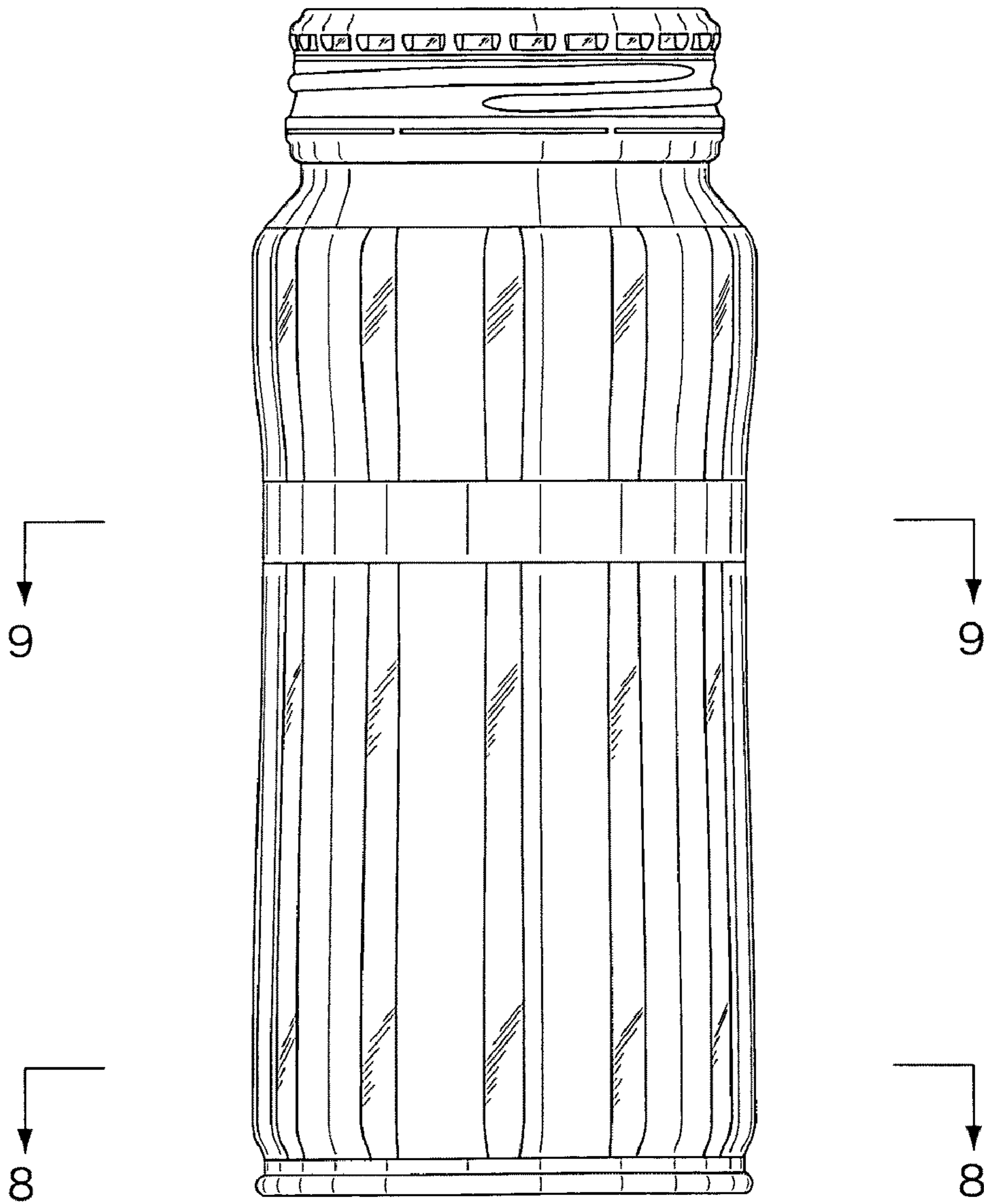


FIG. 1

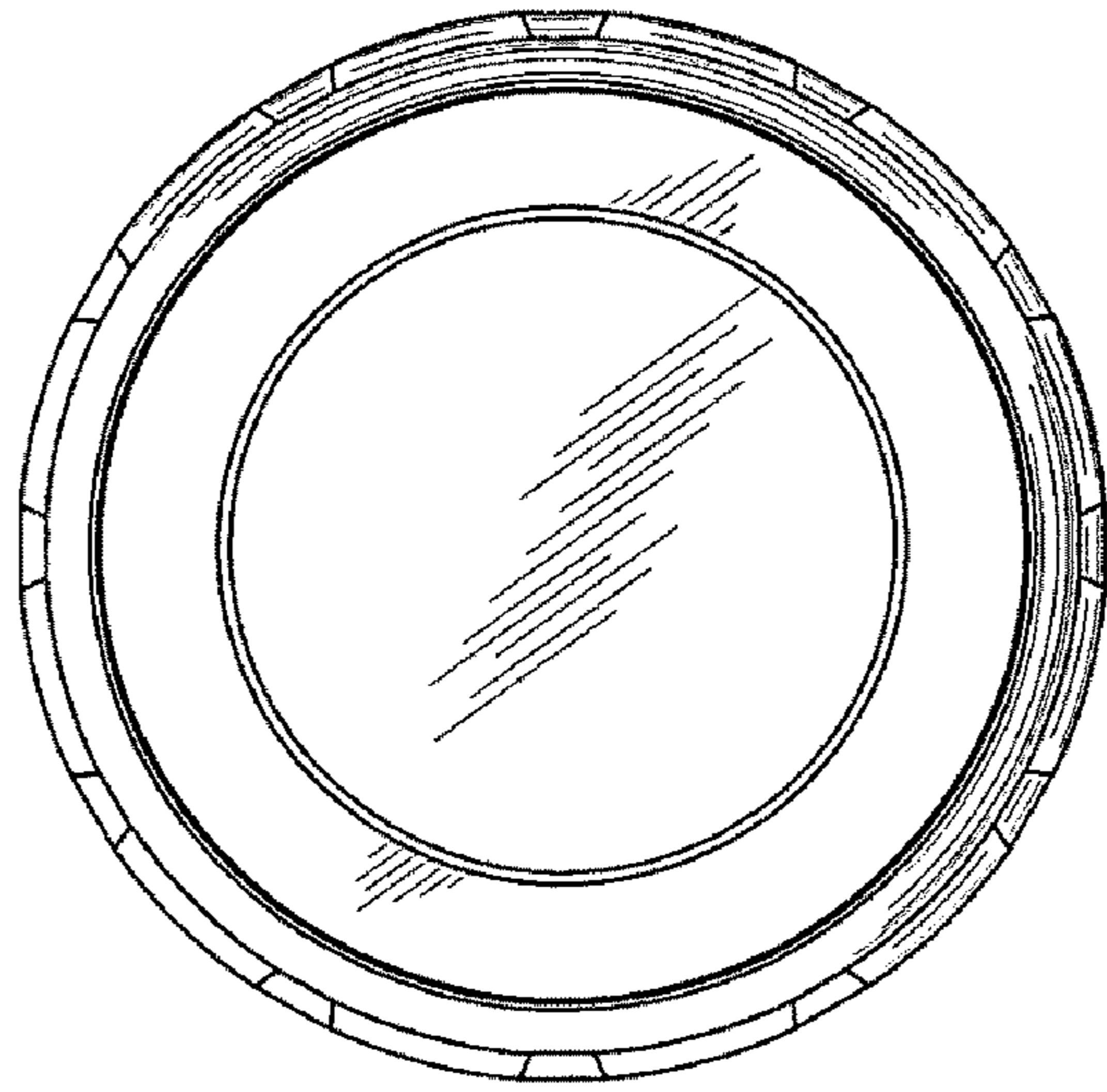


FIG.2




FIG.3




FIG.4




FIG.5

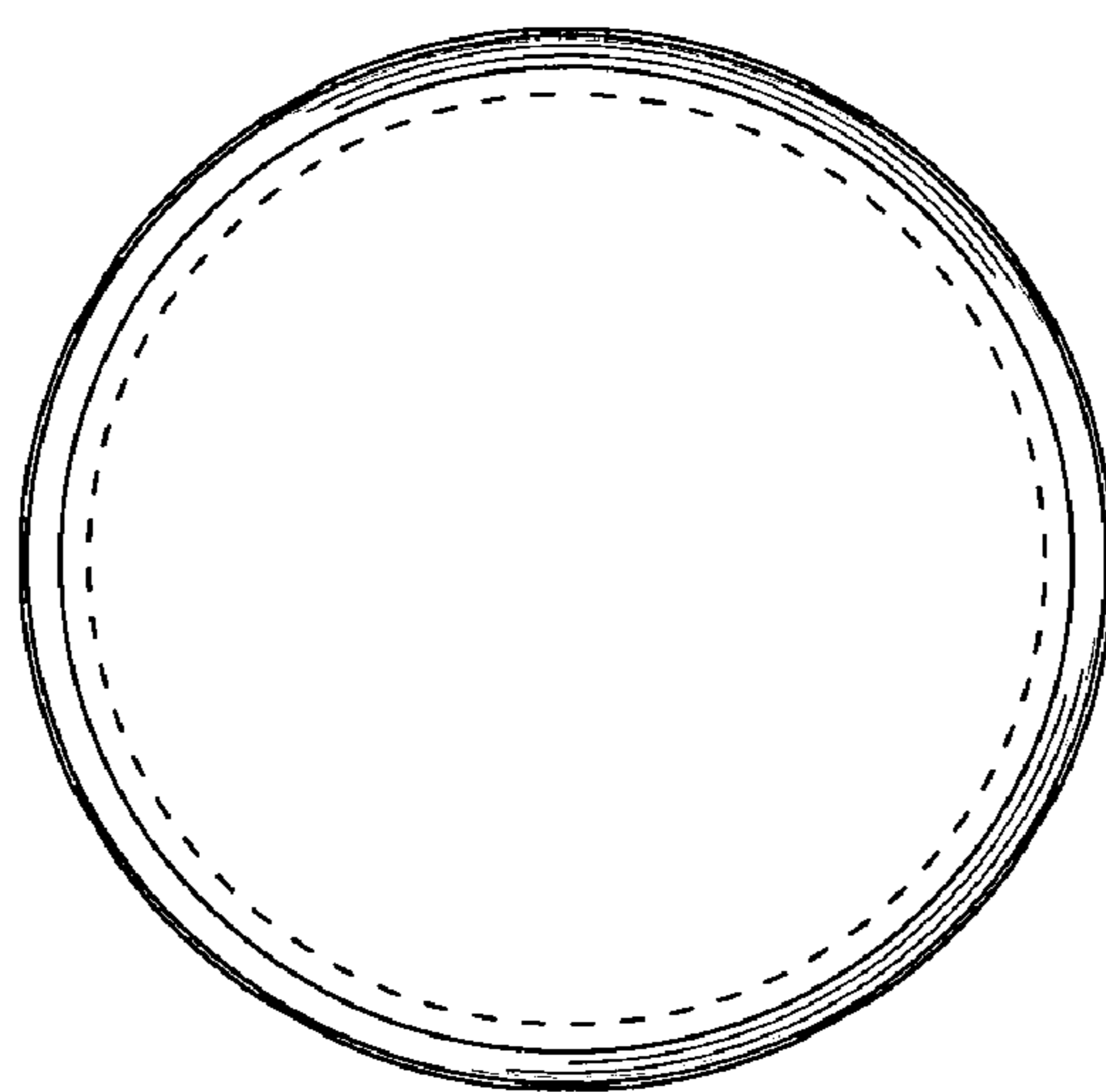


FIG.6

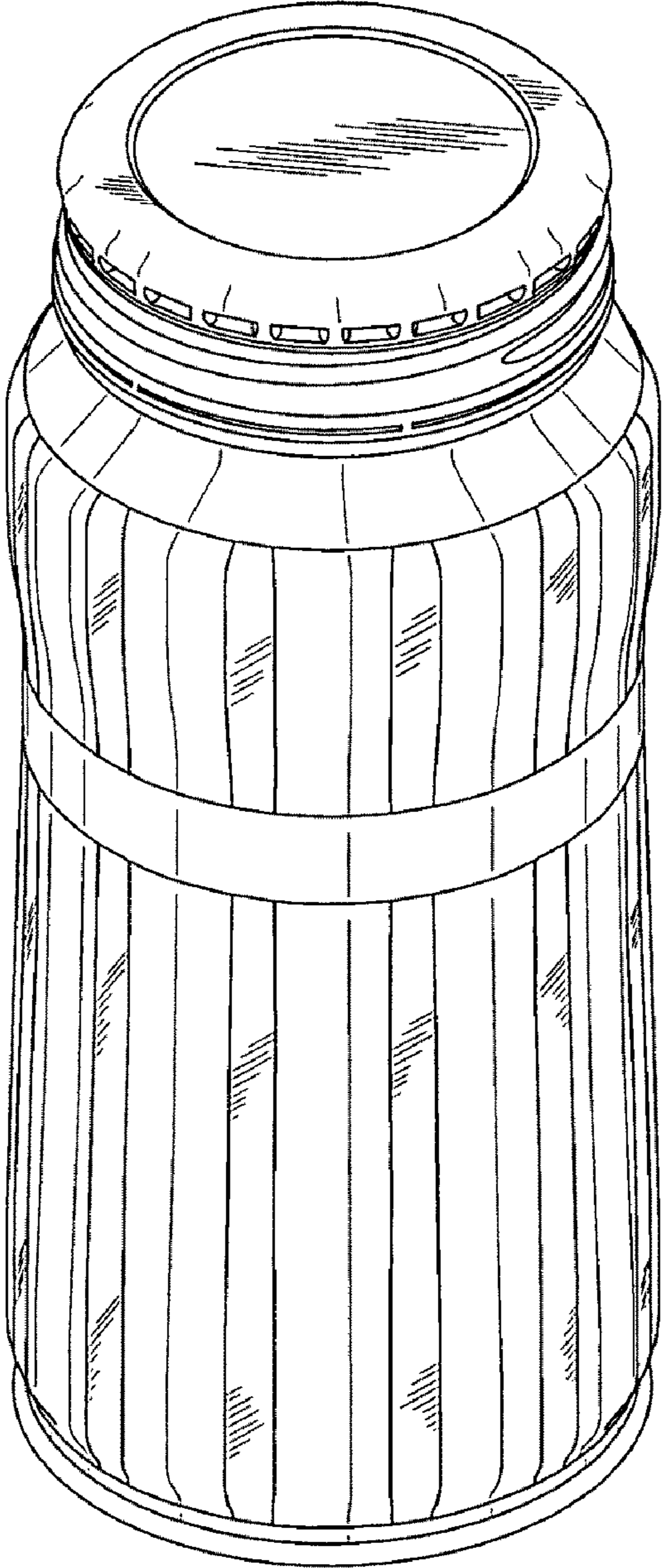


FIG.7






FIG.8




FIG.9