

US00D654375S

(12) **United States Design Patent**
Kuboshima

(10) **Patent No.:** **US D654,375 S**

(45) **Date of Patent:** **** Feb. 21, 2012**

(54) **LIQUID CONTAINER**

(75) Inventor: **Hiroyuki Kuboshima**, Shinagawa-ku (JP)

(73) Assignee: **Florex Co., Ltd.**, Tokyo (JP)

(**) Term: **14 Years**

(21) Appl. No.: **29/370,835**

(22) Filed: **Sep. 10, 2010**

(51) **LOC (9) Cl.** **09-01**

(52) **U.S. Cl.** **D9/724; D9/443**

(58) **Field of Classification Search** D9/434-436, D9/443, 452-454, 723-729; D23/213; D28/7, D28/88, 89; D19/35, 41, 43, 45, 51, 57, D19/65, 66, 70; 221/64, 65, 135, 208, 278, 221/282; 222/105, 394, 402.1, 402.15, 546

See application file for complete search history.

(56) **References Cited**

U.S. PATENT DOCUMENTS

D200,385 S *	2/1965	Tinsley	D28/7
D210,433 S *	3/1968	Wakai	D19/43
D221,210 S *	7/1971	Weiner	D9/724
D292,672 S *	11/1987	Duell	D4/114
D303,631 S *	9/1989	Demarest	D9/529
D308,886 S *	6/1990	Aoyama	D18/43
D325,264 S *	4/1992	Shinohara	D28/7
D341,227 S *	11/1993	Lang et al.	D9/504
D375,256 S *	11/1996	Chadfield	D9/724

D444,175 S *	6/2001	Omura	D19/49
D470,888 S *	2/2003	Kuboshima	D19/66
D551,569 S *	9/2007	Tanaka	D9/724
7,824,124 B2 *	11/2010	Francavilla et al.	401/278

* cited by examiner

Primary Examiner — Stella Reid

Assistant Examiner — Keli L Hill

(74) *Attorney, Agent, or Firm* — DLA Piper LLP (US)

(57) **CLAIM**

The ornamental design for liquid container, as shown and described.

DESCRIPTION

FIG. 1 is a front elevational view of the liquid container showing my new design, the rear elevational view being the mirror image of the front elevational view;

FIG. 2 is a right side elevational view thereof, the left side elevational view being the mirror image of the right side elevational view;

FIG. 3 is a top plan view thereof;

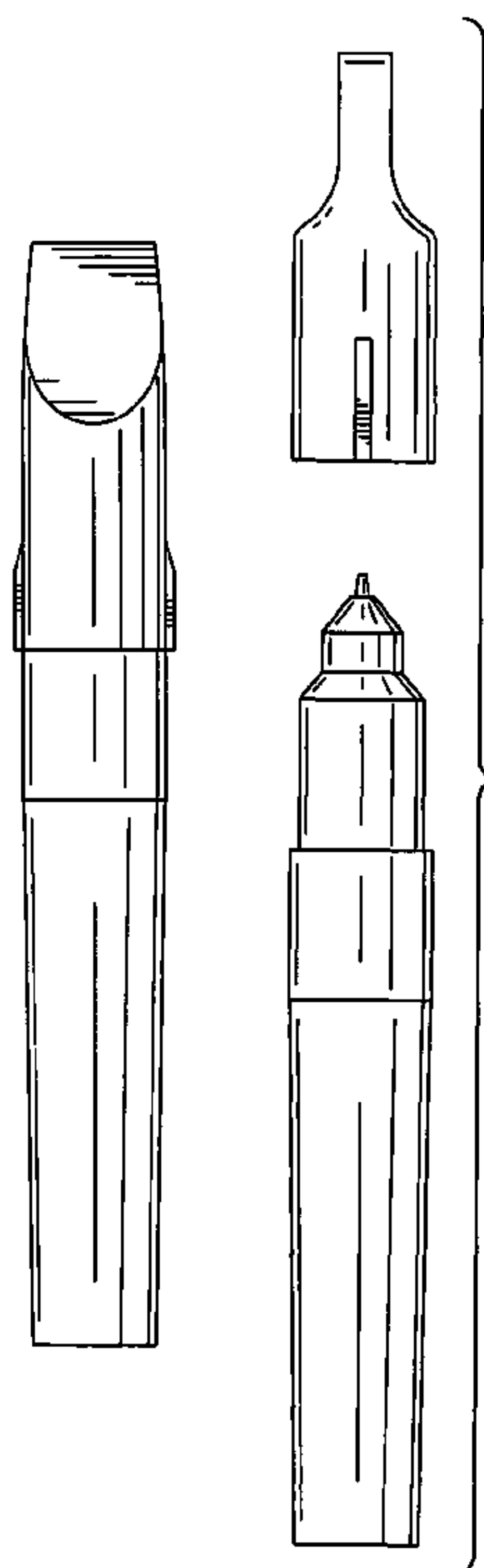
FIG. 4 is bottom plan view thereof;

FIG. 5 is a front elevational view of the container with the cap off; and,

FIG. 6 is a right side elevational view of the container with the cap off.

The broken lines shown are included for the purpose of illustrating the unclaimed portions of the article and form no part of the claim.

1 Claim, 2 Drawing Sheets



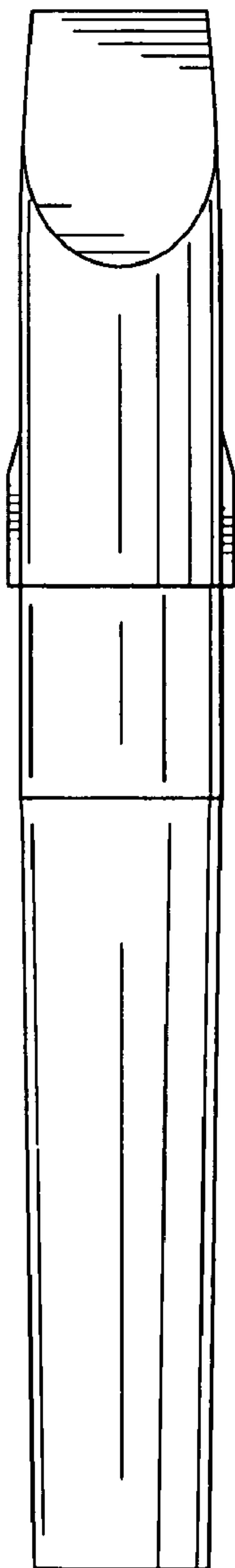


FIG. 1

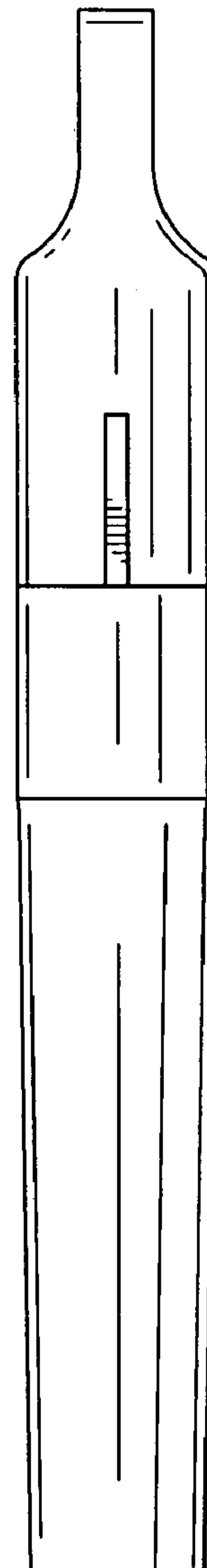


FIG. 2

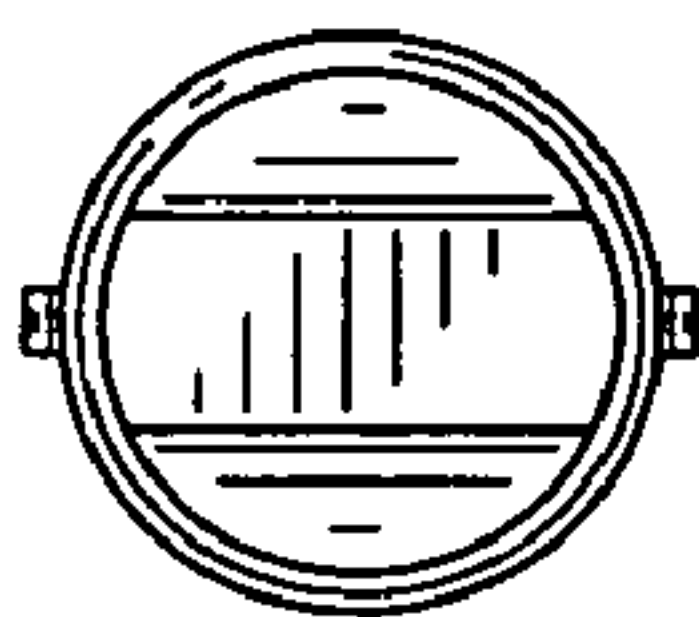


FIG. 3

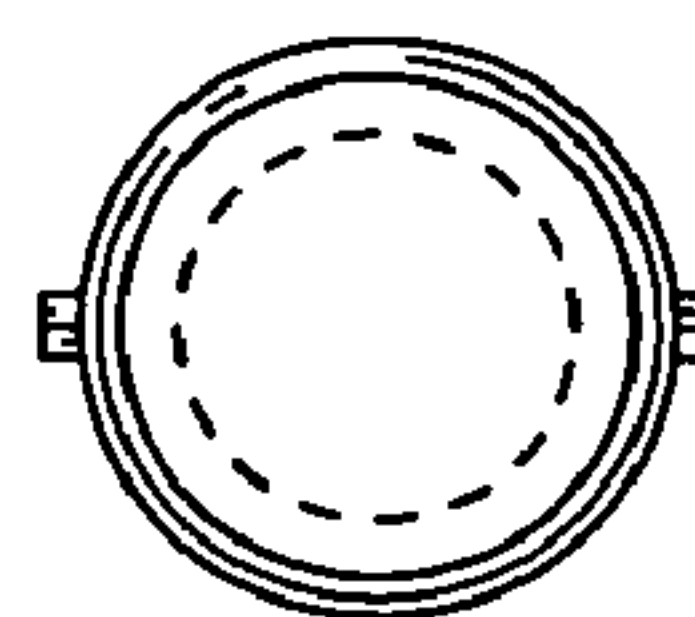


FIG. 4




FIG. 5

FIG. 6