



US00D654374S

(12) **United States Design Patent**
Lauder

(10) **Patent No.:** **US D654,374 S**
(45) **Date of Patent:** **** Feb. 21, 2012**

(54) **SHIRT IN A TUBE**

(75) Inventor: **Hamish Lauder**, Burford (GB)

(73) Assignee: **Oxford Shirt Company Limited** (GB)

(**) Term: **14 Years**

(21) Appl. No.: **29/332,887**

(22) Filed: **Feb. 27, 2009**

(30) **Foreign Application Priority Data**

Aug. 28, 2008 (EP) 0000993399-0001
Oct. 24, 2008 (EP) 001027296-0001

(51) **LOC (9) Cl.** **09-03**

(52) **U.S. Cl.** **D9/715**

(58) **Field of Classification Search** D9/415,
D9/418, 423, 430, 432, 434, 456, 457, 715,
D9/719, 720, 721, 414, 419, 424, 428, 503,
D9/504, 757; D3/272, 203; D2/600, 602,
D2/605-607, 609, 728, 828, 830, 840, 842,
D2/847, 849, 853, 854; D6/300; 2/69, 77,
2/102, 115, 137-139, 144; 229/87.15, 125.08,
229/136, 160, 161; D7/510, 511, 608; D11/144
See application file for complete search history.

(56) **References Cited**

U.S. PATENT DOCUMENTS

D157,560 S * 3/1950 Berg D21/624
D257,227 S * 10/1980 Youngberg D9/668
D367,226 S * 2/1996 Ransbottom D9/418
D417,614 S * 12/1999 Chu D9/504
D438,469 S * 3/2001 Breidenbach et al. D9/504
D449,982 S * 11/2001 Ferris D9/719
D468,636 S * 1/2003 Weinstein et al. D9/418

D472,466 S * 4/2003 Weinstein et al. D9/430
D494,856 S * 8/2004 Hillard D9/715
6,971,513 B2 * 12/2005 Weinstein et al. 206/321
D517,411 S * 3/2006 Okimoto D9/504
D565,965 S * 4/2008 Kim D9/721
D565,966 S * 4/2008 Kim D9/721
D574,722 S * 8/2008 Kim D9/721
D574,729 S * 8/2008 Kim D9/721
D589,364 S * 3/2009 Kim D9/721
D589,365 S * 3/2009 Kim D9/721
D589,366 S * 3/2009 Kim D9/721
D589,367 S * 3/2009 Kim D9/721
D590,724 S * 4/2009 Kim D9/721
D590,725 S * 4/2009 Kim D9/721
D590,726 S * 4/2009 Kim D9/721

* cited by examiner

Primary Examiner — Derrick E Holland

(74) *Attorney, Agent, or Firm* — Thomas W. Tolpin; Tolpin & Partners, PC

(57) **CLAIM**

The ornamental design for a tube for a shirt, as shown and described.

DESCRIPTION

FIG. 1 is a front view of a tube for a shirt showing my new design;
FIG. 2 is a rear view thereof;
FIG. 3 is a front view thereof, showing an alternate environment; and,
FIG. 4 is a rear view thereof.

A cloth shirt packed in a transparent cylindrical tube.
The top and bottom views thereof are circular caps.
The broken lines shown represent unclaimed subject matter and form no part of the claimed design.

1 Claim, 2 Drawing Sheets

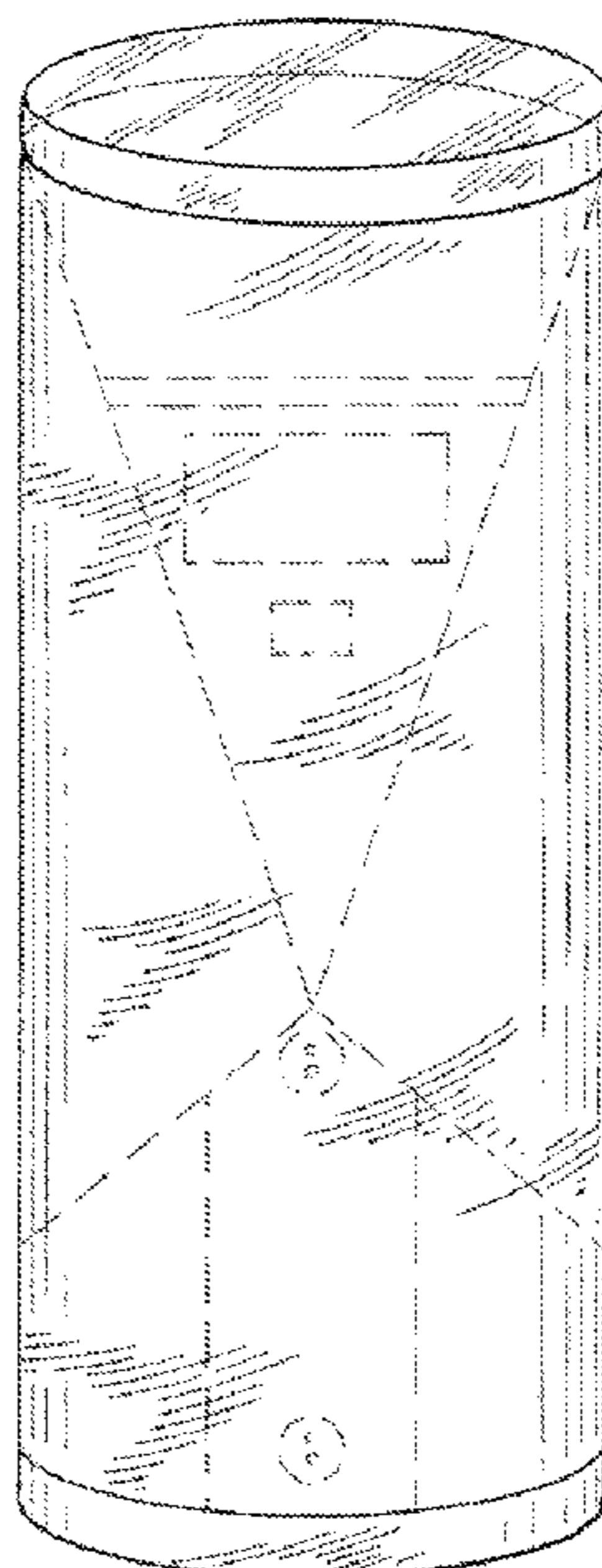


FIG. 1

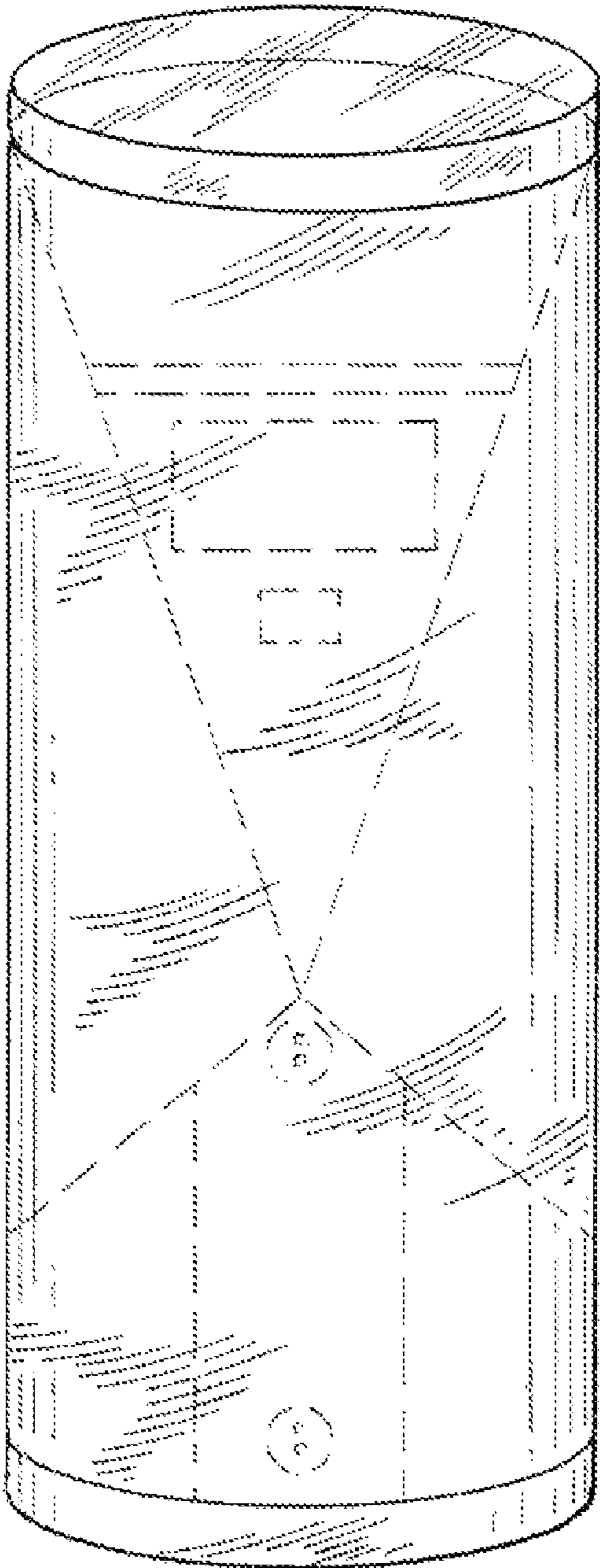


FIG. 2

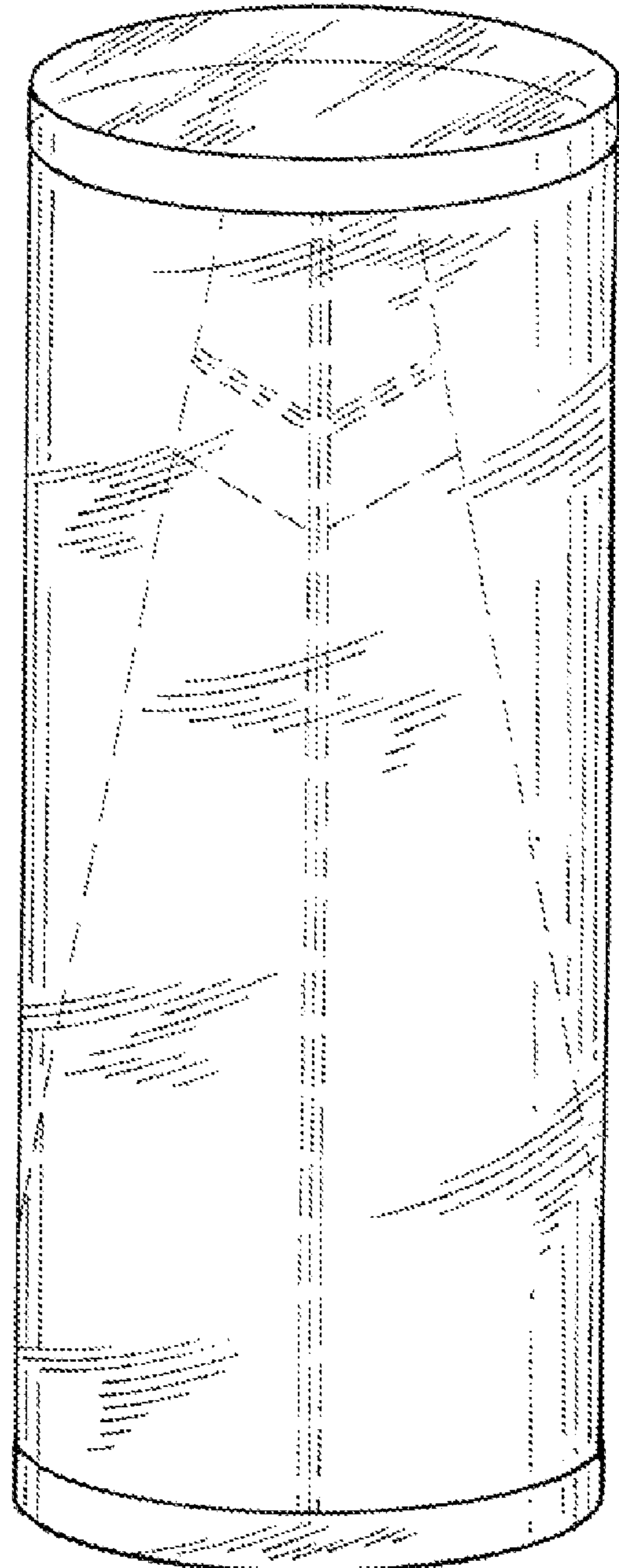


FIG. 3

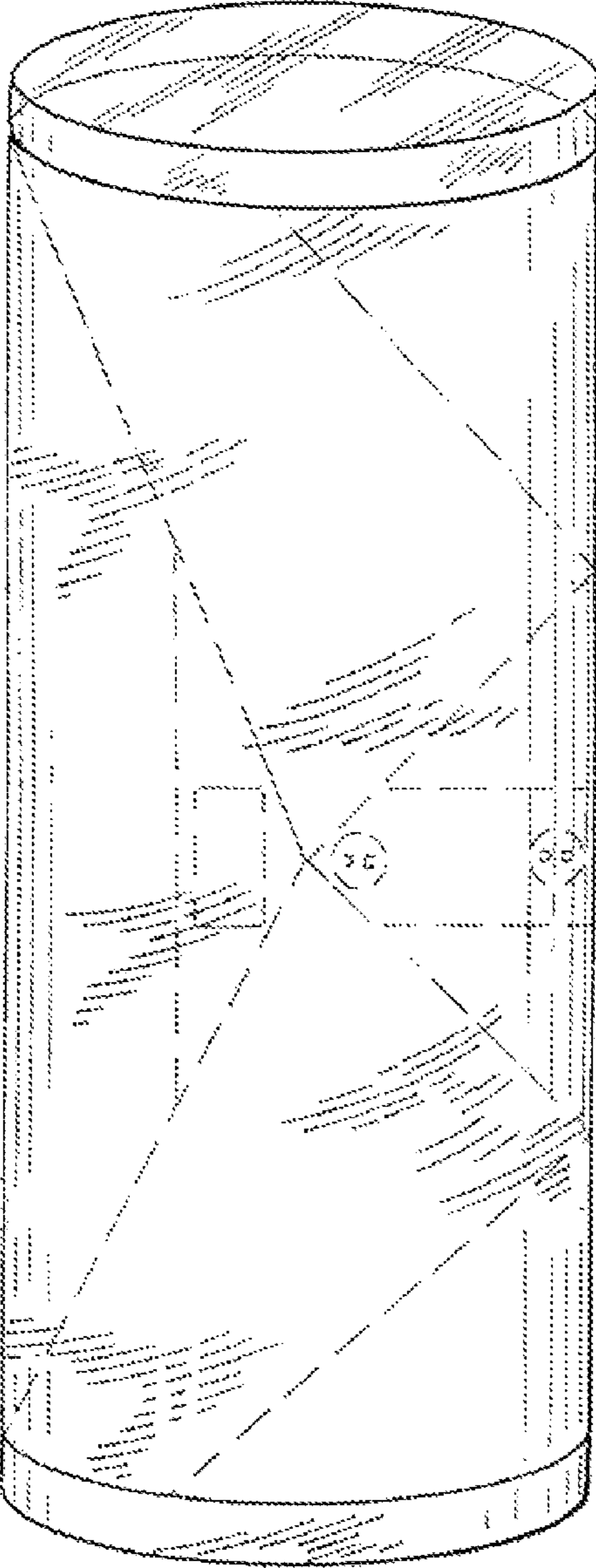


FIG. 4

