



US00D654360S

(12) **United States Design Patent**  
**Traxler**

(10) **Patent No.:** **US D654,360 S**

(45) **Date of Patent:** **\*\* Feb. 21, 2012**

(54) **SPOUT**  
(75) Inventor: **Michael Traxler**, Simi Valley, CA (US)  
(73) Assignee: **V Spout Corp**, Simi Valley, CA (US)  
(\*\*) Term: **14 Years**

3,400,867 A \* 9/1968 Giannone ..... 222/570  
D222,439 S \* 10/1971 Hano ..... D9/447  
D222,829 S \* 1/1972 Proctor ..... D9/447  
3,695,488 A \* 10/1972 Olsson ..... 222/570  
D229,675 S \* 12/1973 Kuncz ..... D9/447  
3,853,249 A \* 12/1974 Weir et al. .... 222/570  
D241,623 S \* 9/1976 Meeks ..... D9/447

(Continued)

(21) Appl. No.: **29/366,207**  
(22) Filed: **Jul. 21, 2010**  
(51) **LOC (9) Cl.** ..... **09-07**  
(52) **U.S. Cl.** ..... **D9/447; D32/54**  
(58) **Field of Classification Search** ..... D9/453,  
D9/452, 448, 447, 443, 440, 436, 435, 434;  
D7/511, 510, 398, 397, 396.2; D32/54; 220/915.1,  
220/751, 733, 719, 715, 713, 711, 708, 703,  
220/255; 215/388, 387, 229; 222/570, 569,  
222/571, 108  
See application file for complete search history.

*Primary Examiner* — Susan Bennett Hattan  
(74) *Attorney, Agent, or Firm* — Marc E. Hankin; Kevin Schraven; Hankin Patent Law, APC


(57) **CLAIM**  
The ornamental design for a spout, as shown and described.

**DESCRIPTION**

FIG. 1 is an illustration of a front perspective view of the spout engaged with a can.  
FIG. 2 is an illustration of back perspective view of the spout engaged with a can.  
FIG. 3 is an illustration of a front view of the spout.  
FIG. 4 is an illustration of a top view of the spout.  
FIG. 5 is an illustration of a back view of the spout.  
FIG. 6 is an illustration of side view of the spout.  
FIG. 7 is an illustration of another side view of the spout.  
FIG. 8 is an illustration of a bottom view of the spout; and,  
FIG. 9 is an illustration of perspective view of the spout engaged with a can and showing the spout and can being tipped.  
The broken lines in the figures are for the purpose of illustrating environment and form no part of the claimed design.  
The spout is designed to fit with a liquid container, such as a paint can, and allow a user to smoothly and neatly pour the liquid from the container.

(56) **References Cited**  
U.S. PATENT DOCUMENTS  
1,867,060 A \* 7/1932 Carr ..... 222/570  
1,952,288 A \* 3/1934 Saxon ..... 222/569  
2,071,638 A \* 2/1937 Lauterbach ..... 222/569  
2,106,381 A \* 1/1938 Rough ..... 222/570  
D156,082 S \* 11/1949 Ferguson ..... D9/447  
2,627,367 A \* 2/1953 Bork ..... 222/570  
2,636,650 A \* 4/1953 Marrier ..... 222/570  
2,646,193 A \* 7/1953 Best ..... 222/570  
2,657,838 A \* 11/1953 Kramer et al. .... 222/569  
2,765,966 A \* 10/1956 Davis ..... 222/570  
2,767,891 A \* 10/1956 Beadles ..... 222/570  
3,074,604 A \* 1/1963 Baroud ..... 222/569  
3,102,667 A \* 9/1963 Ullevig ..... 222/569  
D197,444 S \* 2/1964 West ..... D9/447

**1 Claim, 5 Drawing Sheets**



# US D654,360 S

Page 2

---

## U.S. PATENT DOCUMENTS

4,299,340	A *	11/1981	Hrytzak .....	222/189.07	D382,801	S *	8/1997	Samson .....	D9/435
D283,492	S *	4/1986	Nitsch .....	D9/436	D456,259	S *	4/2002	Groenewald .....	D9/447
D284,452	S *	7/1986	McKay .....	D9/434	6,616,110	B1 *	9/2003	McIntee .....	248/213.2
D296,080	S *	6/1988	Conte .....	D9/434	D494,868	S *	8/2004	Walsh et al. ....	D9/516
D322,221	S *	12/1991	Neff .....	D9/435	D509,427	S *	9/2005	Townsend .....	D9/447
5,195,662	A *	3/1993	Neff .....	222/108	7,360,673	B2 *	4/2008	Abrahams .....	222/571
D377,900	S *	2/1997	Ford .....	D9/435					

\* cited by examiner




Fig. 1

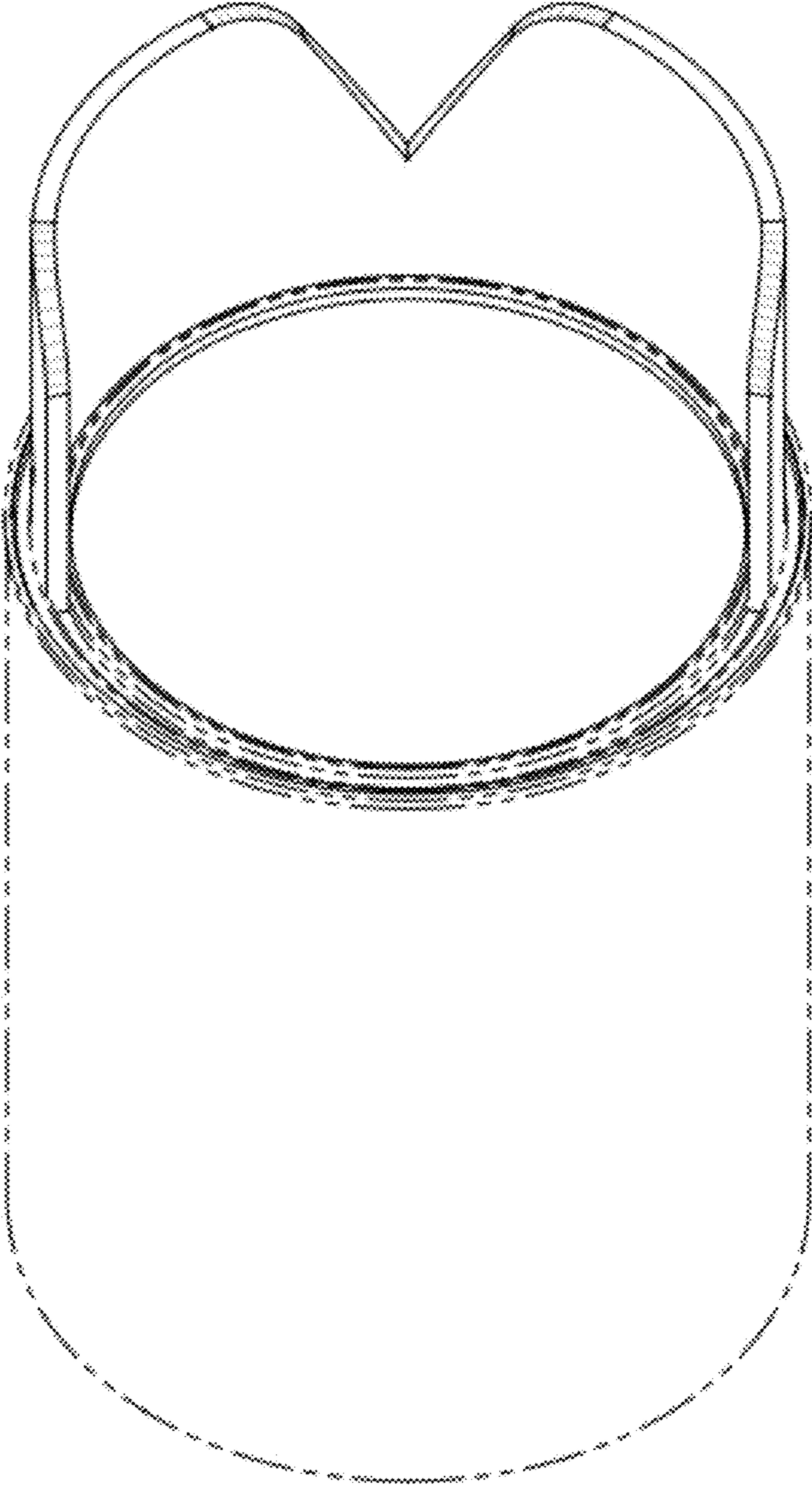


Fig. 2



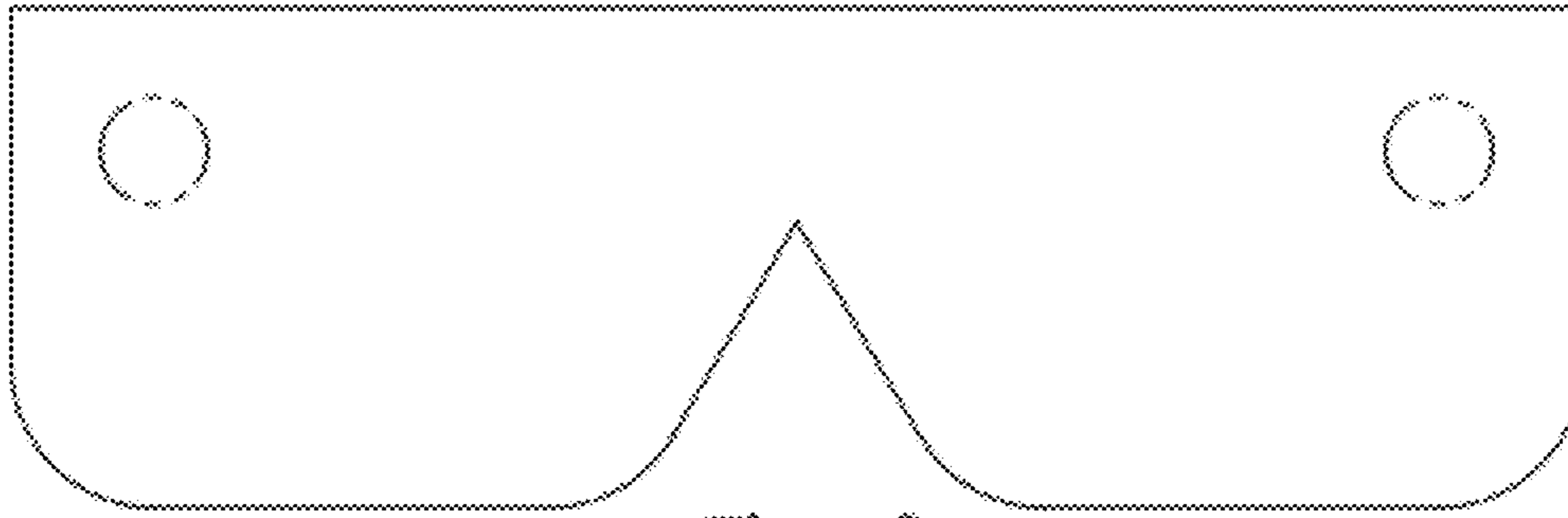


Fig. 3




Fig. 4

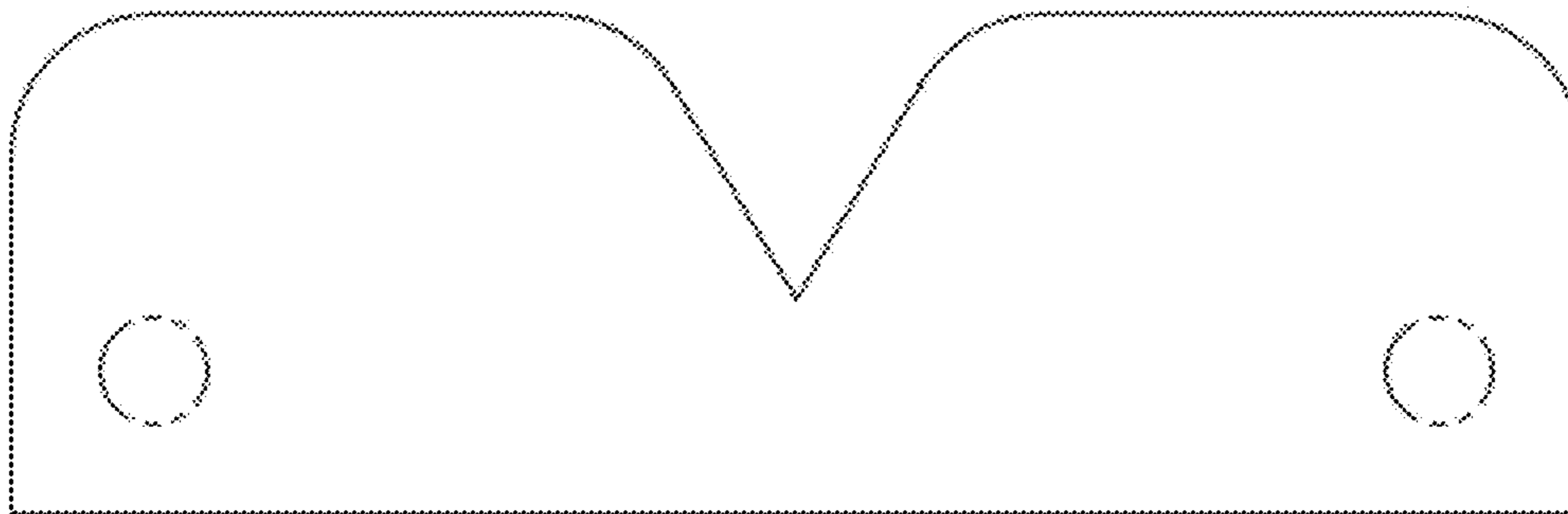


Fig. 5




Fig. 6




Fig. 7



Fig. 8

