



US00D654350S

(12) **United States Design Patent**  
**Preda**

(10) **Patent No.:** **US D654,350 S**

(45) **Date of Patent:** **\*\* Feb. 21, 2012**

(54) **DOORFRAME BRACKET**

(75) Inventor: **George Preda**, Kent, WA (US)

(73) Assignee: **George Preda**, Kent, WA (US)

(\*\*) Term: **14 Years**

(21) Appl. No.: **29/372,952**

(22) Filed: **Feb. 9, 2011**

(51) **LOC (9) Cl.** ..... **08-05**

(52) **U.S. Cl.** ..... **D8/354**

(58) **Field of Classification Search** ..... D8/354,  
D8/380, 349, 382; 248/300, 237, 309.1;  
52/188, 182, 191, 702, 712, 745.06, 189,  
52/506.5, 586.1; 29/428, 525.01, 464; 249/14,  
249/208, 205; 403/169, 167

See application file for complete search history.

(56) **References Cited**

**U.S. PATENT DOCUMENTS**

1,848,085	A *	3/1932	Eisenschmidt	.....	403/187
3,216,160	A *	11/1965	Best	.....	52/189
D244,748	S *	6/1977	Canterbury	.....	D8/380
D256,663	S *	9/1980	Gilb	.....	D8/354
D364,794	S *	12/1995	Eberschlag	.....	D8/354
D387,970	S *	12/1997	Enslin	.....	D8/349
D434,639	S *	12/2000	Willett	.....	D8/354
D487,867	S *	3/2004	Balaban	.....	D8/354
D492,889	S *	7/2004	Craine	.....	D8/354
D511,086	S *	11/2005	Craine	.....	D8/354

D523,735	S *	6/2006	Craine	.....	D8/354
D552,947	S *	10/2007	Ewasiuk	.....	D8/5
D558,039	S *	12/2007	Skinner	.....	D8/382
D558,040	S *	12/2007	Skinner	.....	D8/382
D558,041	S *	12/2007	Skinner	.....	D8/382
D574,222	S *	8/2008	Golias et al.	.....	D8/349
D575,220	S *	8/2008	Pockalny	.....	D12/223
D595,115	S *	6/2009	Royer	.....	D8/354
D612,226	S *	3/2010	Dinh	.....	D8/356
D619,879	S *	7/2010	McCarthy et al.	.....	D8/354
D628,460	S *	12/2010	Seitz	.....	D8/354
D646,955	S *	10/2011	Sanders et al.	.....	D8/354
2002/0112439	A1 *	8/2002	Rosas	.....	52/712

\* cited by examiner

*Primary Examiner* — Mark Goodwin

(57) **CLAIM**

The ornamental design for the doorframe bracket, as shown and described.

**DESCRIPTION**

FIG. 1 is a top perspective view of a doorframe bracket showing my new design;

FIG. 2. Is a top view thereof;

FIG. 3. Is a backside view thereof;

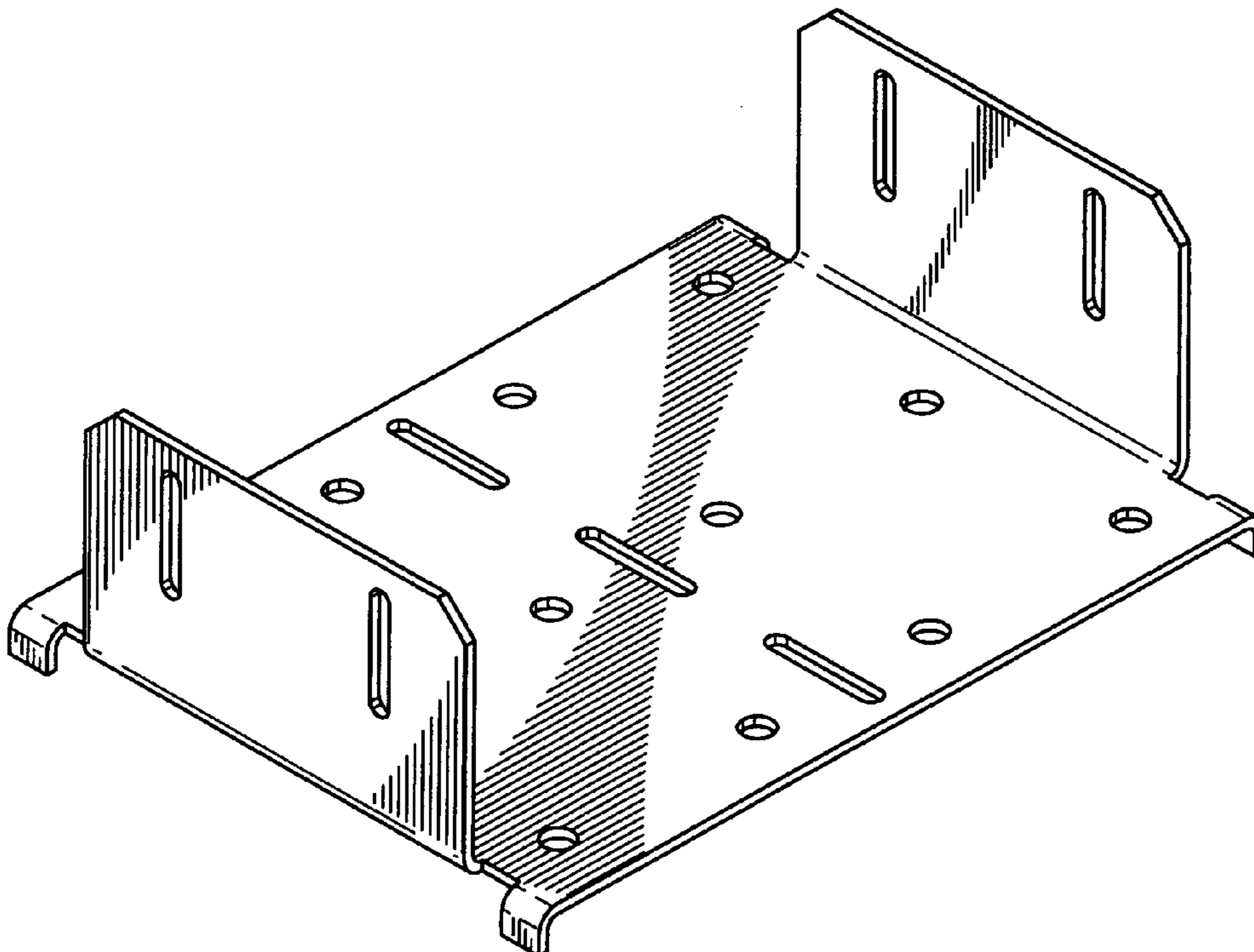
FIG. 4 is a front view thereof;

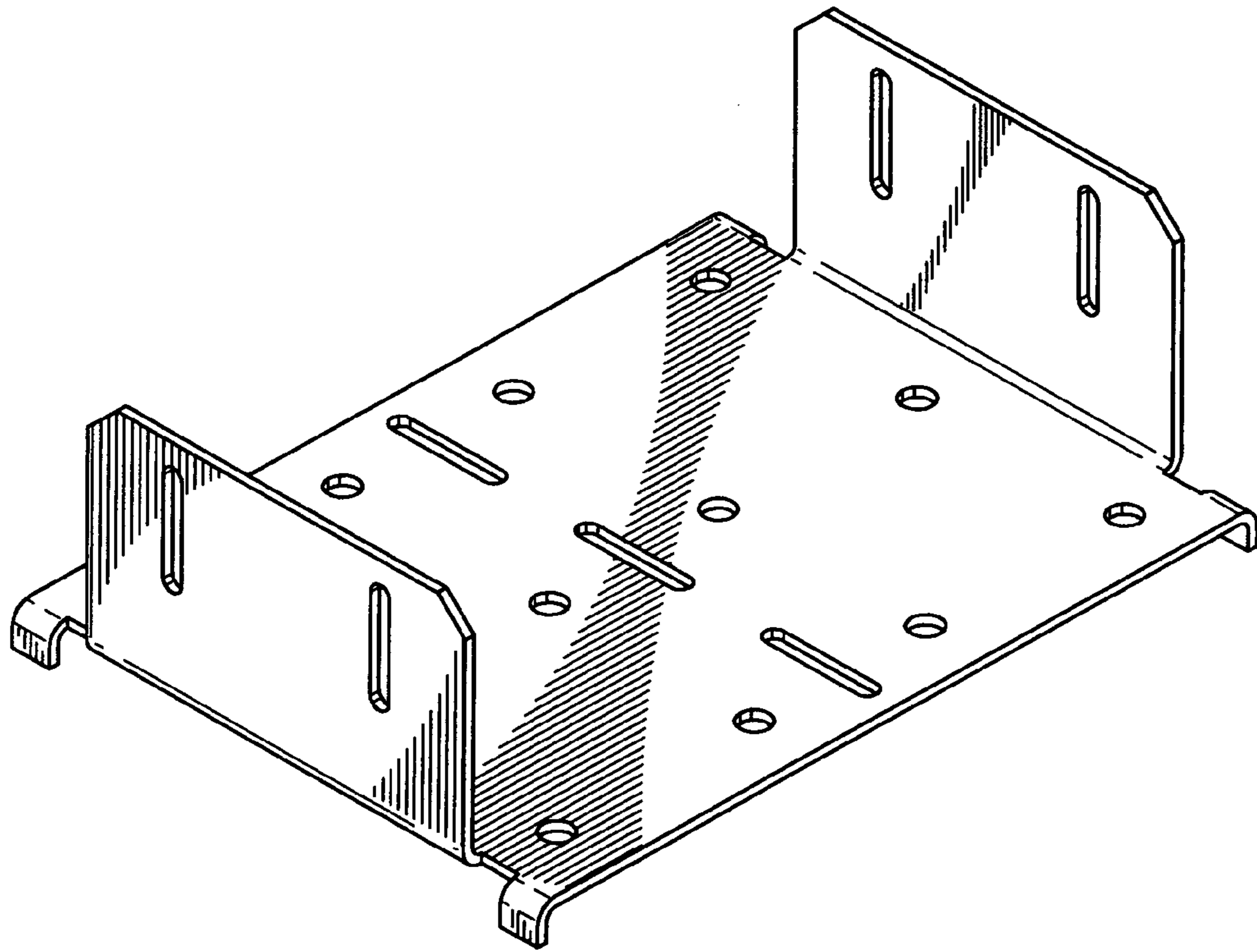
FIG. 5. Is a lateral side view thereof; and,

FIG. 6. Is a perspective view of a doorframe with the brackets attached.

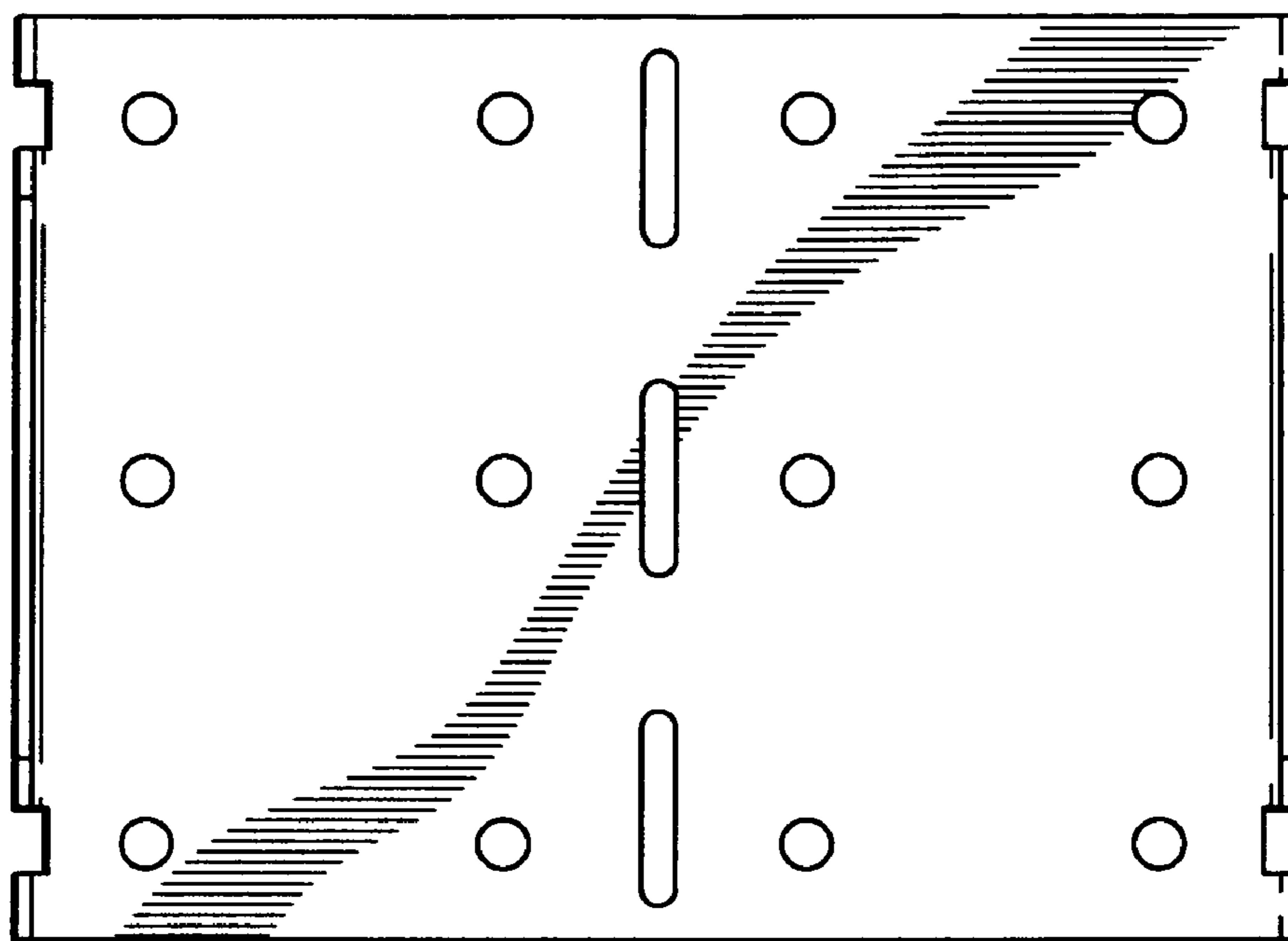
The broken lines disclose unclaimed environmental subject matter of the design in use.

**1 Claim, 4 Drawing Sheets**

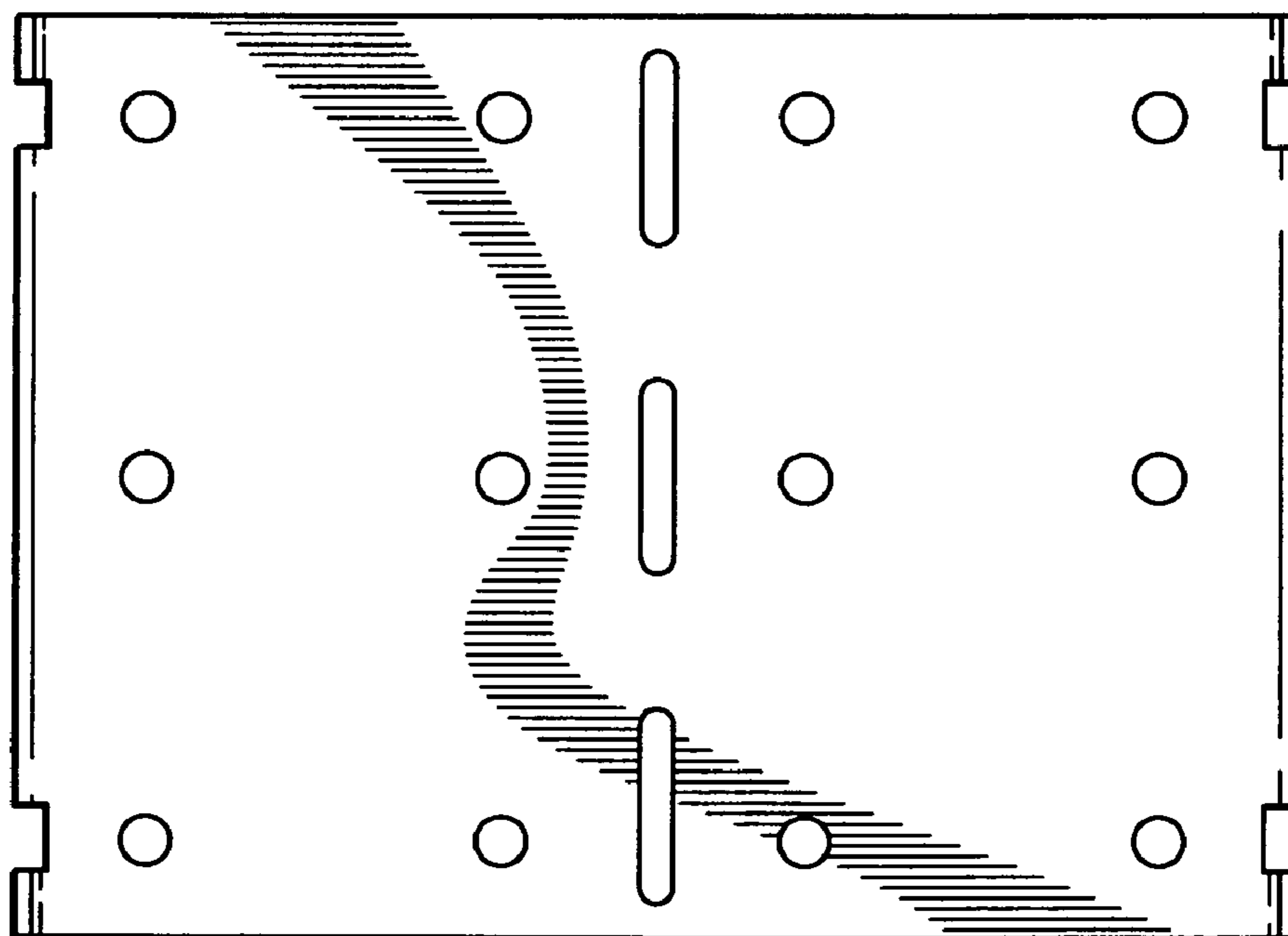





**FIG. 1**



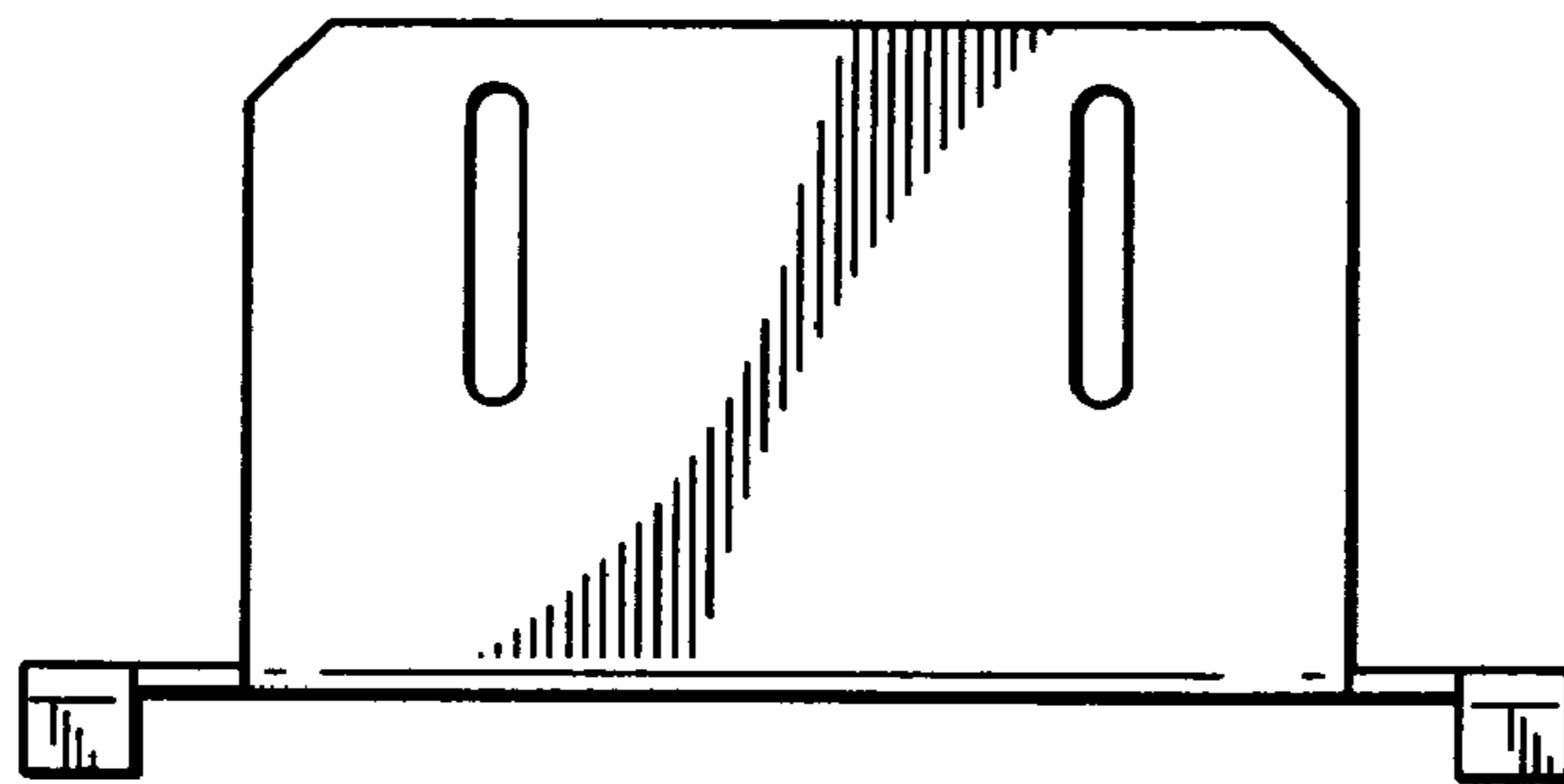
**FIG. 2**



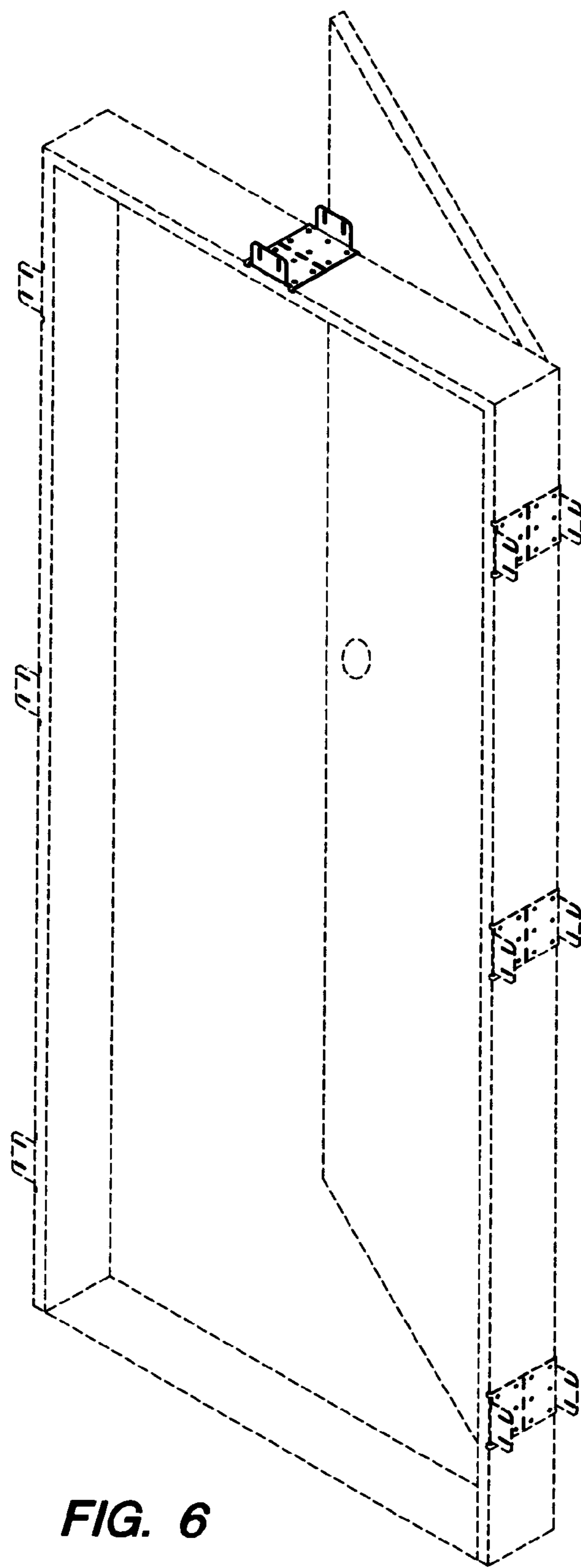
**FIG. 3**



**FIG. 4**



**FIG. 5**



**FIG. 6**