



US00D654349S

(12) **United States Design Patent**
Schopf

(10) **Patent No.:** **US D654,349 S**

(45) **Date of Patent:** **** Feb. 21, 2012**

(54) **PANEL SUPPORT BRACKET FOR FENCES
AND/OR BALUSTRADES**

(76) Inventor: **John Michael Schopf, Ivanhoe (AU)**

(**) Term: **14 Years**

(21) Appl. No.: **29/350,568**

(22) Filed: **Nov. 19, 2009**

(30) **Foreign Application Priority Data**

May 20, 2009 (AU) 200911831

(51) **LOC (9) Cl.** **08-05**

(52) **U.S. Cl.** **D8/354**

(58) **Field of Classification Search** D8/349,
D8/354, 356, 366, 373, 380, 382, 394, 395,
D8/381, 363; D25/38, 40-44, 126, 128;
D13/133, 147, 154, 184; D14/229; 52/182,
52/184-188, 298, 832; 248/201, 279, 286,
248/0.1, 302; 256/21-24, 45, 49, 64, 65.01-65.11,
256/67, 29; 403/61, 116; 439/352, 357,
439/360, 668, 680, 378, 607-610; 33/558.02,
33/613, 645

See application file for complete search history.

(56) **References Cited**

U.S. PATENT DOCUMENTS

D532,679 S * 11/2006 Ignagni D8/354
D548,051 S * 8/2007 Ruppert et al. D8/354

D556,558 S * 12/2007 Biancardi et al. D8/380
D558,144 S * 12/2007 Chien et al. D13/133
D585,827 S * 2/2009 Lin et al. D13/133
D588,989 S * 3/2009 Kok D13/133
D589,882 S * 4/2009 Kok et al. D13/133
D595,117 S * 6/2009 Sorkin D8/354
D618,174 S * 6/2010 Chiang D13/133
D619,879 S * 7/2010 McCarthy et al. D8/354
D629,284 S * 12/2010 Loftus D8/354
D644,088 S * 8/2011 Gallaty D8/354
D644,915 S * 9/2011 Chen D8/354

* cited by examiner

Primary Examiner — Melody N Brown

(74) *Attorney, Agent, or Firm* — Hogan Lovells US LLP

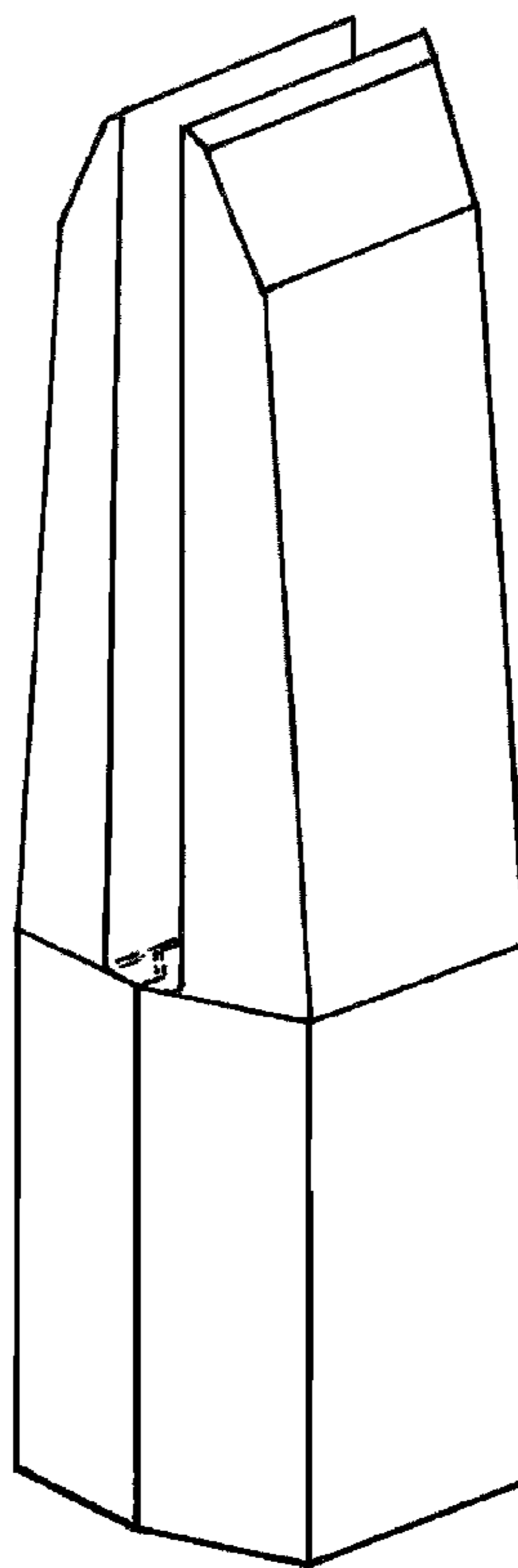
(57) **CLAIM**

The ornamental design for a panel support bracket for fences and/or balustrades, as shown and described.

DESCRIPTION

FIG. 1 is a perspective view of a panel support bracket for fences and/or balustrades showing my new design;
FIG. 2 is a bottom plan view thereof;
FIG. 3 is a top plan view thereof;
FIG. 4 is a left side elevation view thereof;
FIG. 5 is a right side elevation view thereof;
FIG. 6 is a front elevation view thereof; and,
FIG. 7 is a rear elevation view thereof.
The broken lines are shown for illustrative purposes only and form no part of the claimed design.

1 Claim, 6 Drawing Sheets



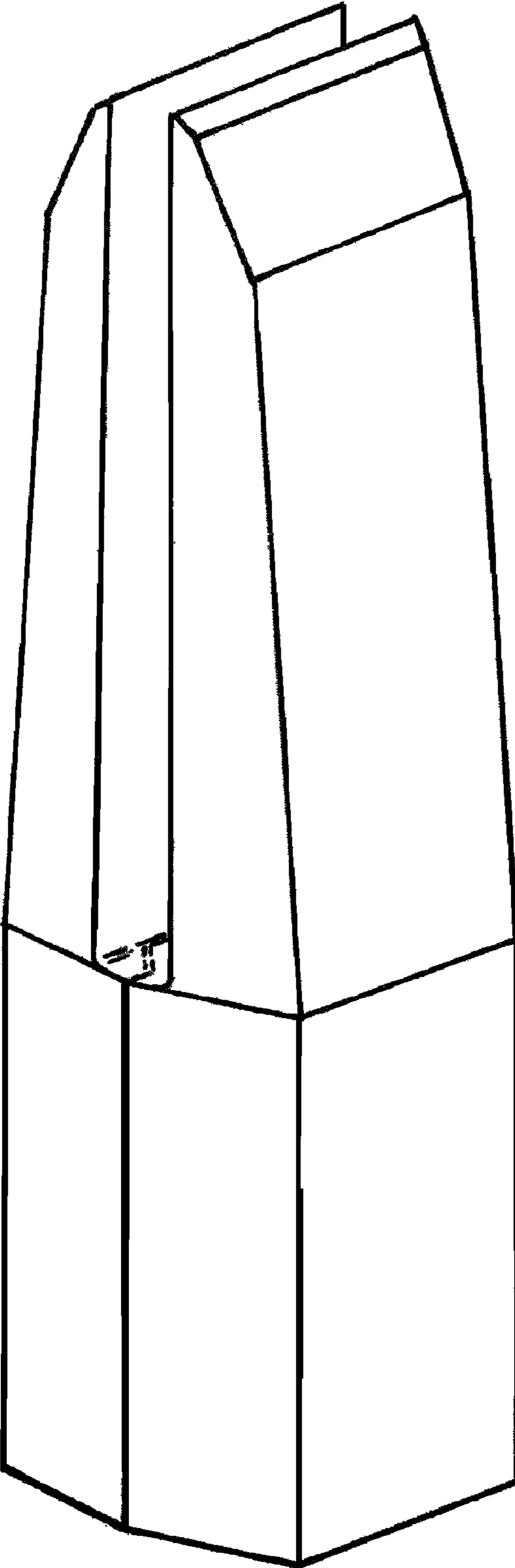


Figure 1

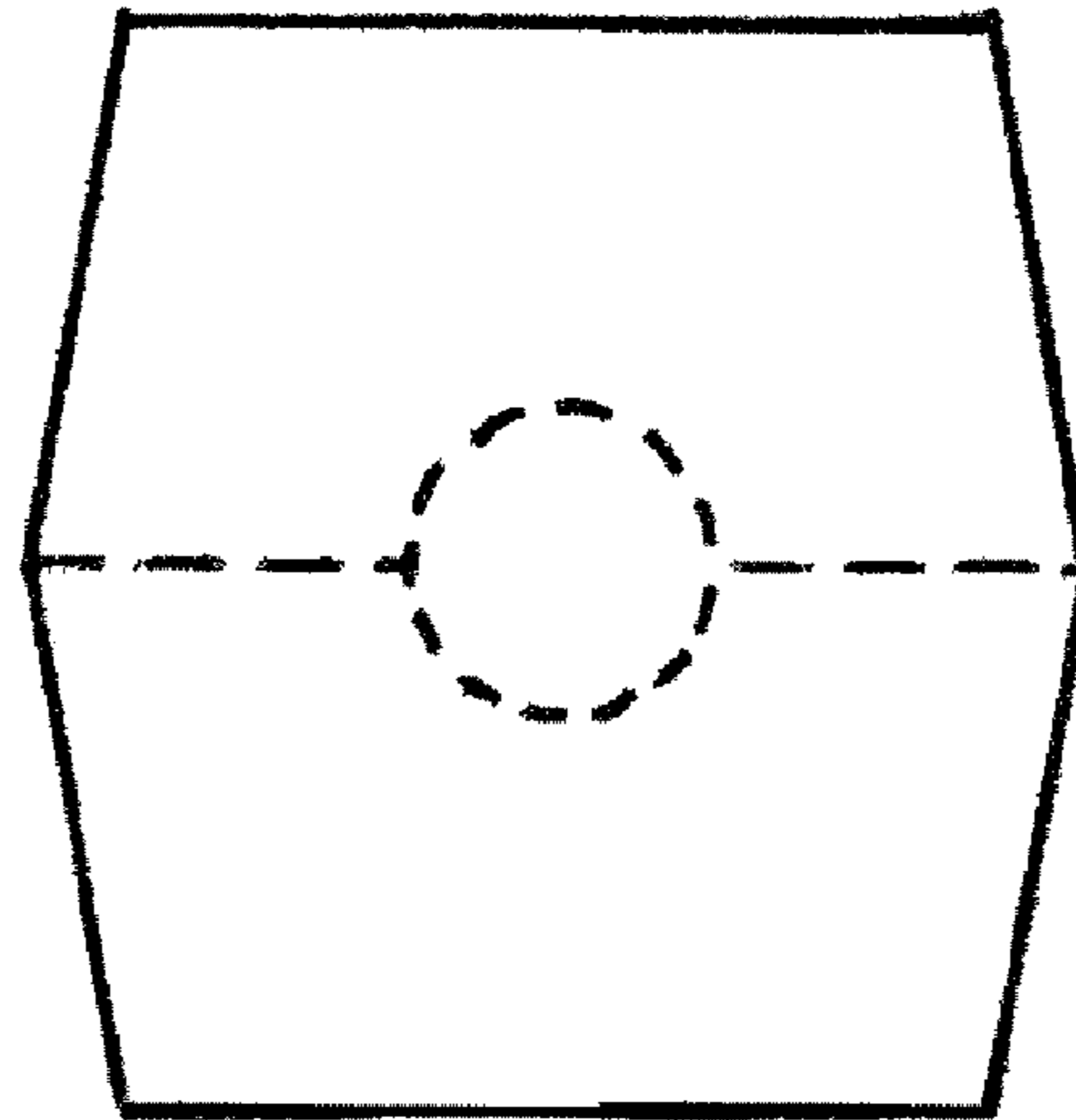


Figure 2

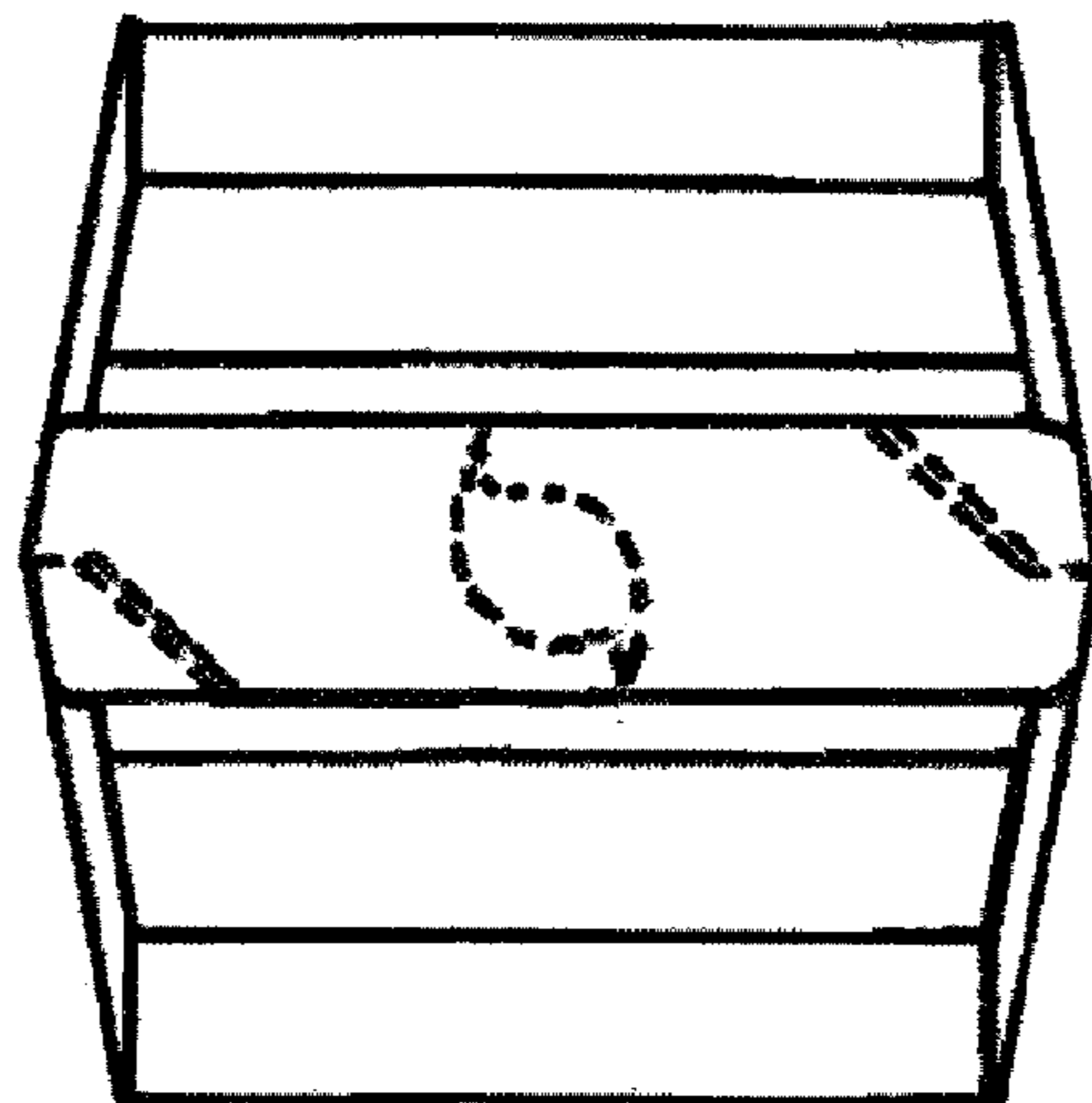


Figure 3

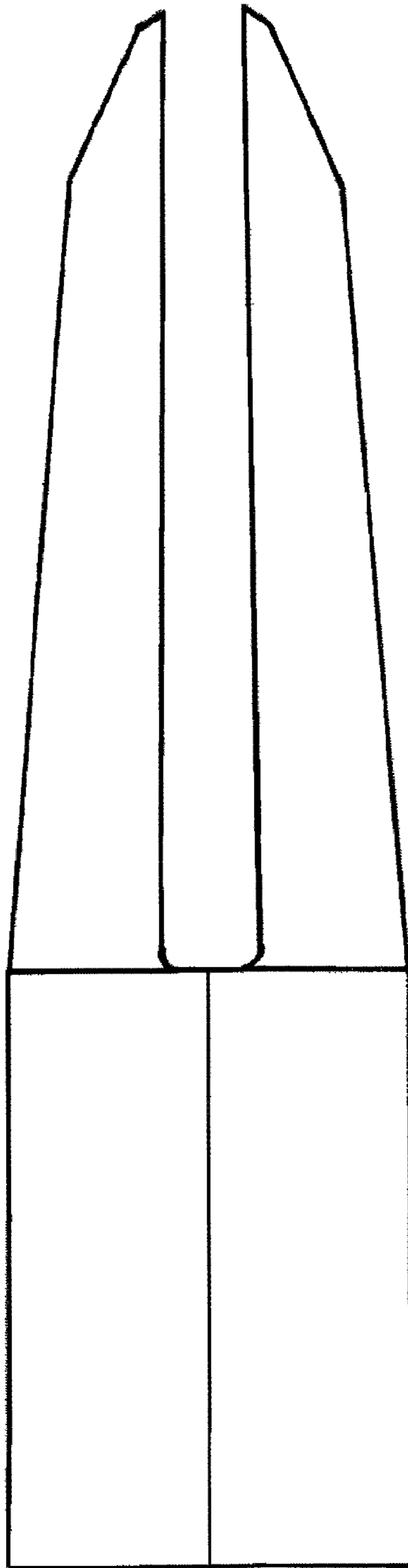


Figure 4

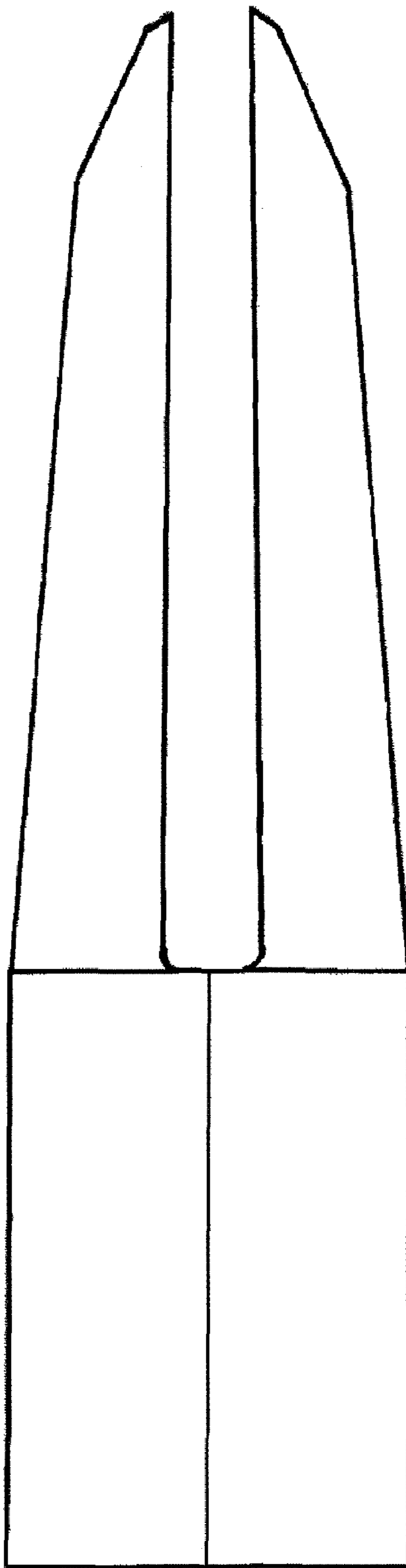


Figure 5




Figure 6




Figure 7