



US00D654346S

(12) **United States Design Patent**  
**Taylor**

(10) **Patent No.:** **US D654,346 S**

(45) **Date of Patent:** **\*\* Feb. 21, 2012**

(54) **KEY**

(76) Inventor: **Bernadette Taylor**, Largo, MD (US)

(\*\*) Term: **14 Years**

(21) Appl. No.: **29/371,324**

(22) Filed: **Dec. 30, 2010**

(51) **LOC (9) Cl.** ..... **08-07**

(52) **U.S. Cl.** ..... **D8/347**

(58) **Field of Classification Search** ..... D8/347,  
D8/348; 70/347, 271, 278.2, 336, 344, 348,  
70/357, 382, 393, 429, 402-414, 469, 448  
See application file for complete search history.

(56) **References Cited**

**U.S. PATENT DOCUMENTS**

145,370 A \* 12/1873 Stein ..... 70/134  
316,132 A \* 4/1885 Doublee ..... 70/143  
D155,297 S \* 9/1949 Kushner ..... D8/82

D566,524 S \* 4/2008 Daas ..... D8/347  
D601,406 S \* 10/2009 Sinisi et al. .... D8/347  
D601,408 S \* 10/2009 Sinisi et al. .... D8/347  
D602,761 S \* 10/2009 Sinisi et al. .... D8/347  
D605,495 S \* 12/2009 Elhaj ..... D8/347

\* cited by examiner

*Primary Examiner* — Prabhakar Deshmukh

(57) **CLAIM**

The ornamental design for a key, as shown and described.

**DESCRIPTION**

FIG. 1 is a front elevational view of a key showing my new design;

FIG. 2 is a rear elevational view thereof;

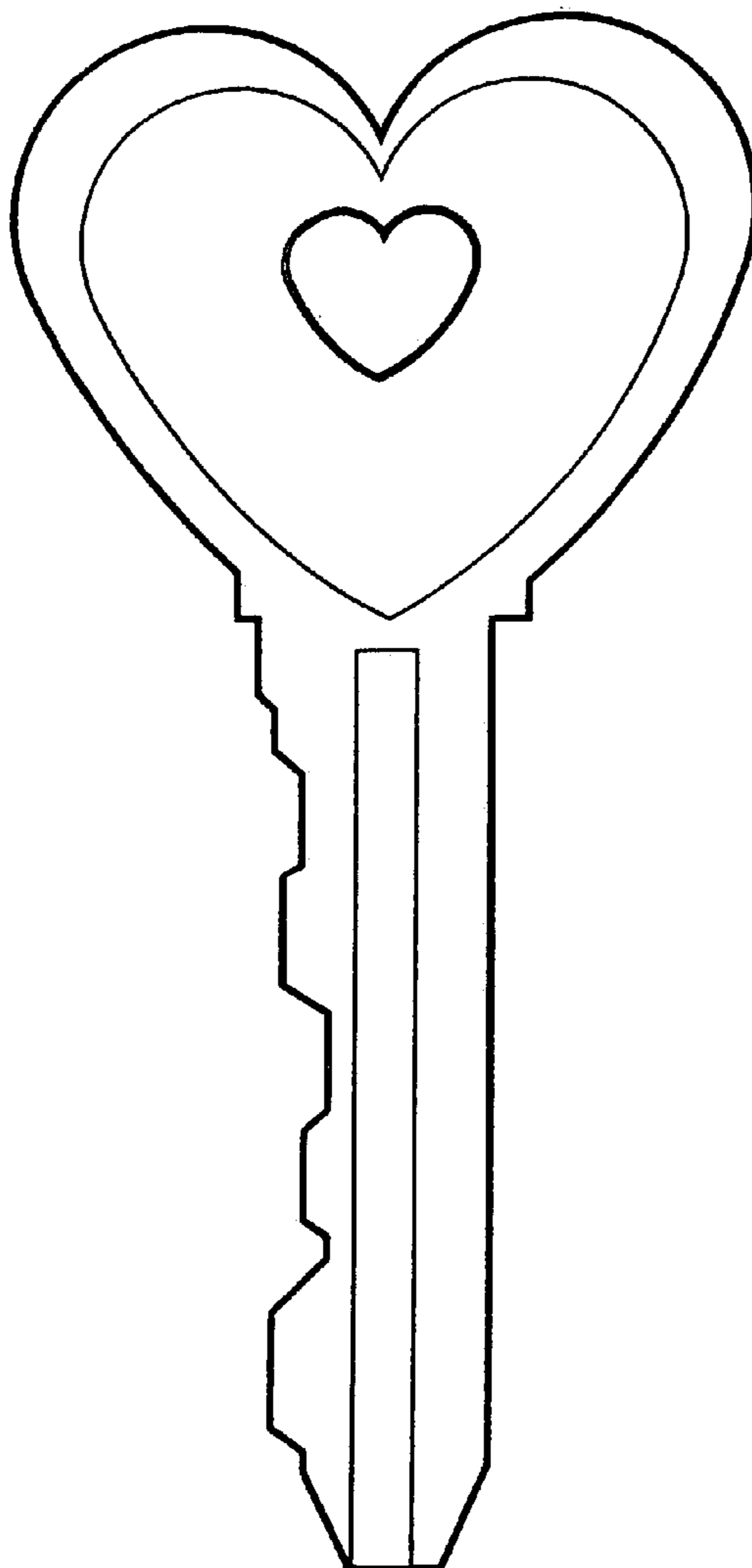
FIG. 3 is a left side elevational view thereof;

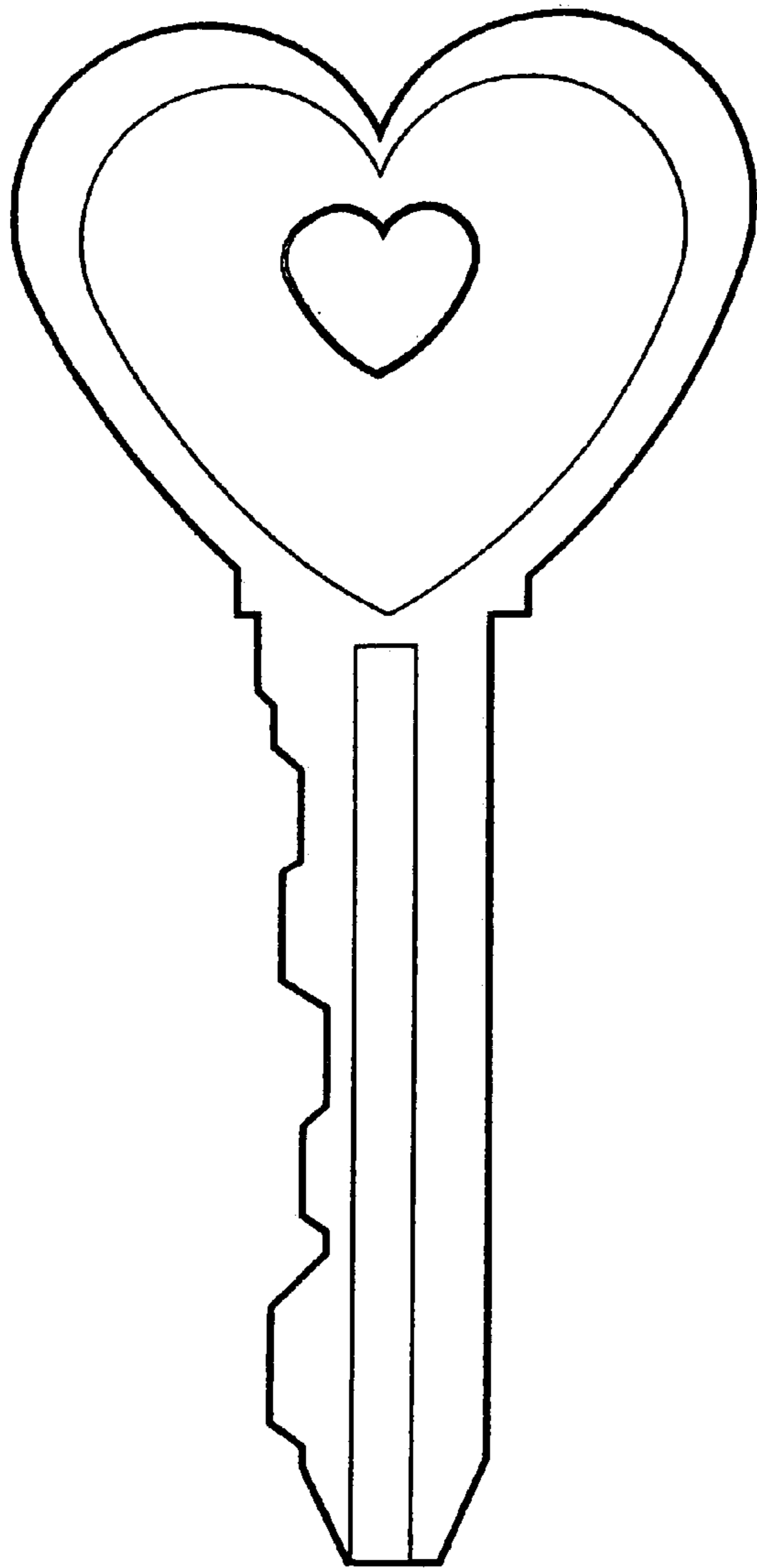
FIG. 4 is a right side elevational view thereof; and,

FIG. 5 is a top plan view thereof.

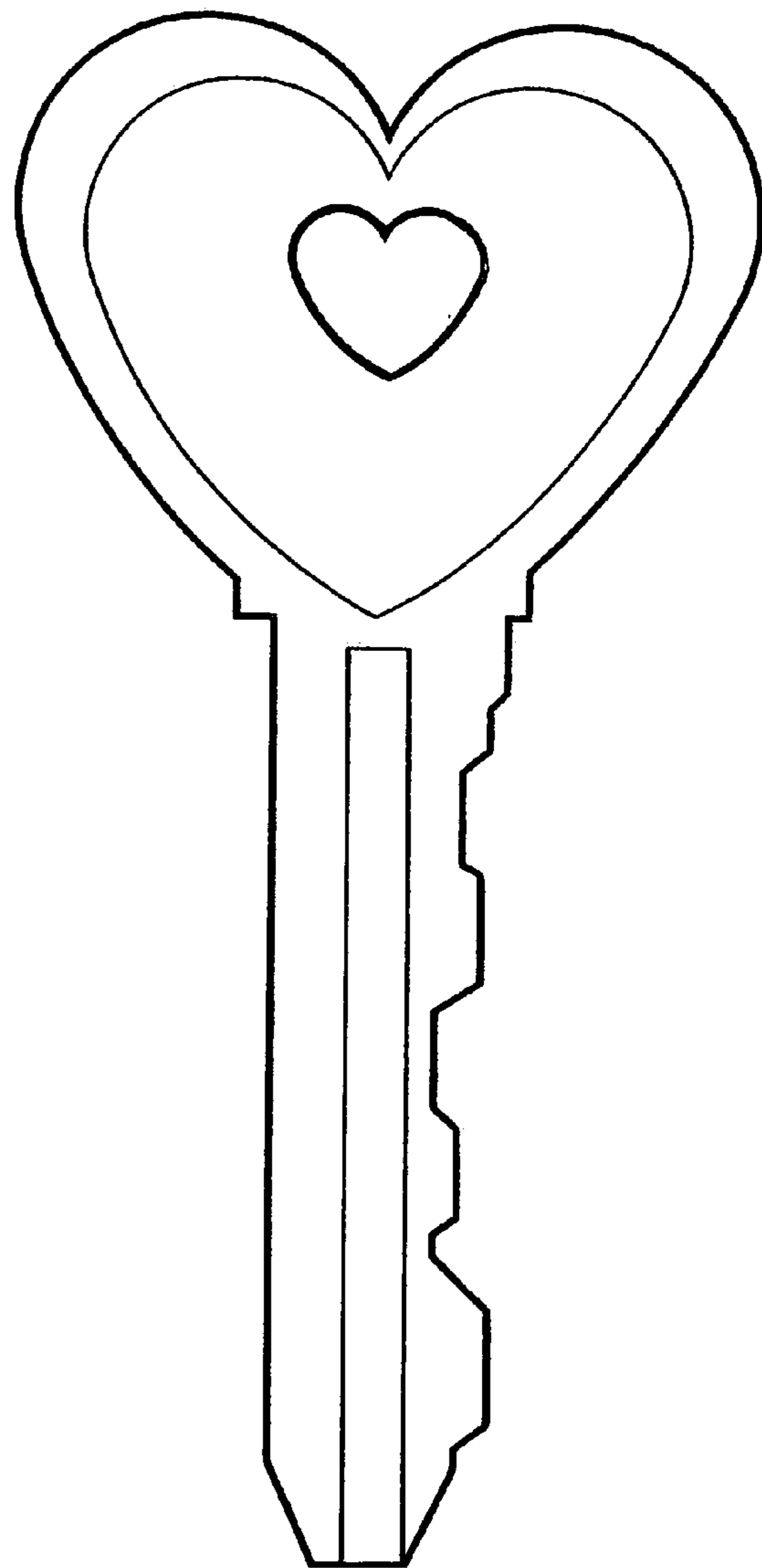
The bottom is not shown and disclaimed.

**1 Claim, 3 Drawing Sheets**





**Figure 1**



**Figure 2**



**Figure 3**



**Figure 4**



***Figure 5***