



US00D654339S

(12) **United States Design Patent**
Lewis

(10) **Patent No.:** **US D654,339 S**
(45) **Date of Patent:** **** Feb. 21, 2012**

(54) **CUTTING-GRIPPING TOOL**
(76) Inventor: **Mark A. Lewis**, Ventura, CA (US)
(**) Term: **14 Years**
(21) Appl. No.: **29/373,864**
(22) Filed: **May 31, 2011**
(51) **LOC (9) Cl.** **08-05**
(52) **U.S. Cl.** **D8/57**
(58) **Field of Classification Search** D8/99,
D8/98, 93, 63, 61, 58, 57, 56, 55, 53, 5, 107,
D8/104, 105; D7/693; D24/148, 149; D21/532;
7/135; 606/45, 46, 48, 174; 30/349, 260,
30/123
See application file for complete search history.

6,272,754 B1 * 8/2001 Hesprich 30/232
D457,400 S * 5/2002 Chai D8/5
D483,239 S * 12/2003 Sprouse D8/57
D484,761 S * 1/2004 Levine et al. D8/57
D485,149 S * 1/2004 Sprouse D8/107
D488,364 S * 4/2004 Wong D8/57

* cited by examiner

Primary Examiner — Austin Murphy
(74) *Attorney, Agent, or Firm* — James E. Brunton

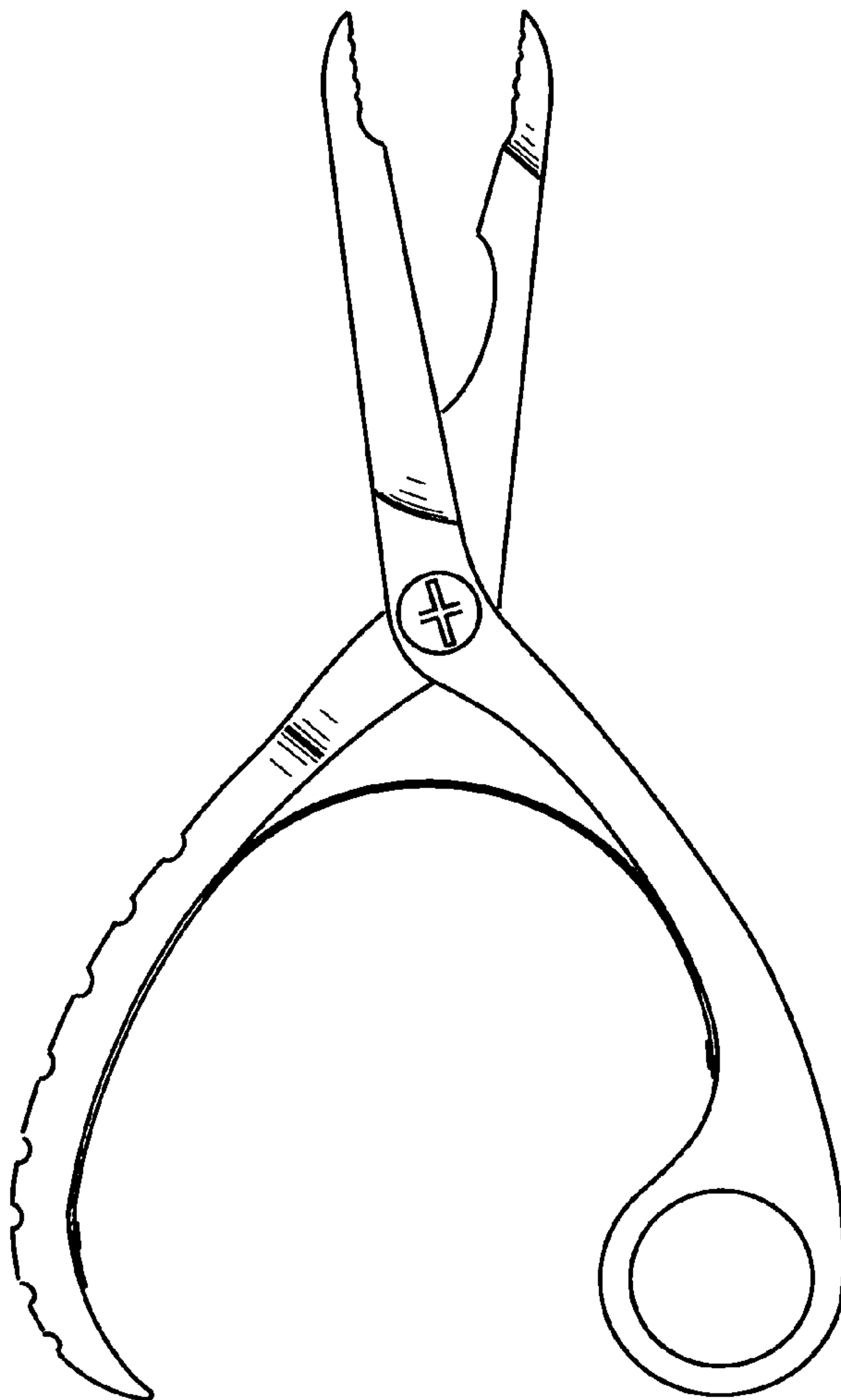
(57) **CLAIM**
The ornamental design for a “cutting-gripping tool”.

DESCRIPTION

FIG. 1 is a front perspective view of a “cutting-gripping tool” showing my new design;
FIG. 2 is a rear view thereof;
FIG. 3 is a left side view thereof;
FIG. 4 is a right side view thereof;
FIG. 5 is a top plan view thereof; and,
FIG. 6 is a bottom plan view thereof;

(56) **References Cited**
U.S. PATENT DOCUMENTS
D206,588 S * 1/1967 Rogers D8/5
4,189,831 A * 2/1980 Sonntag 30/232
D302,784 S * 8/1989 Nakakuma D8/57

1 Claim, 2 Drawing Sheets



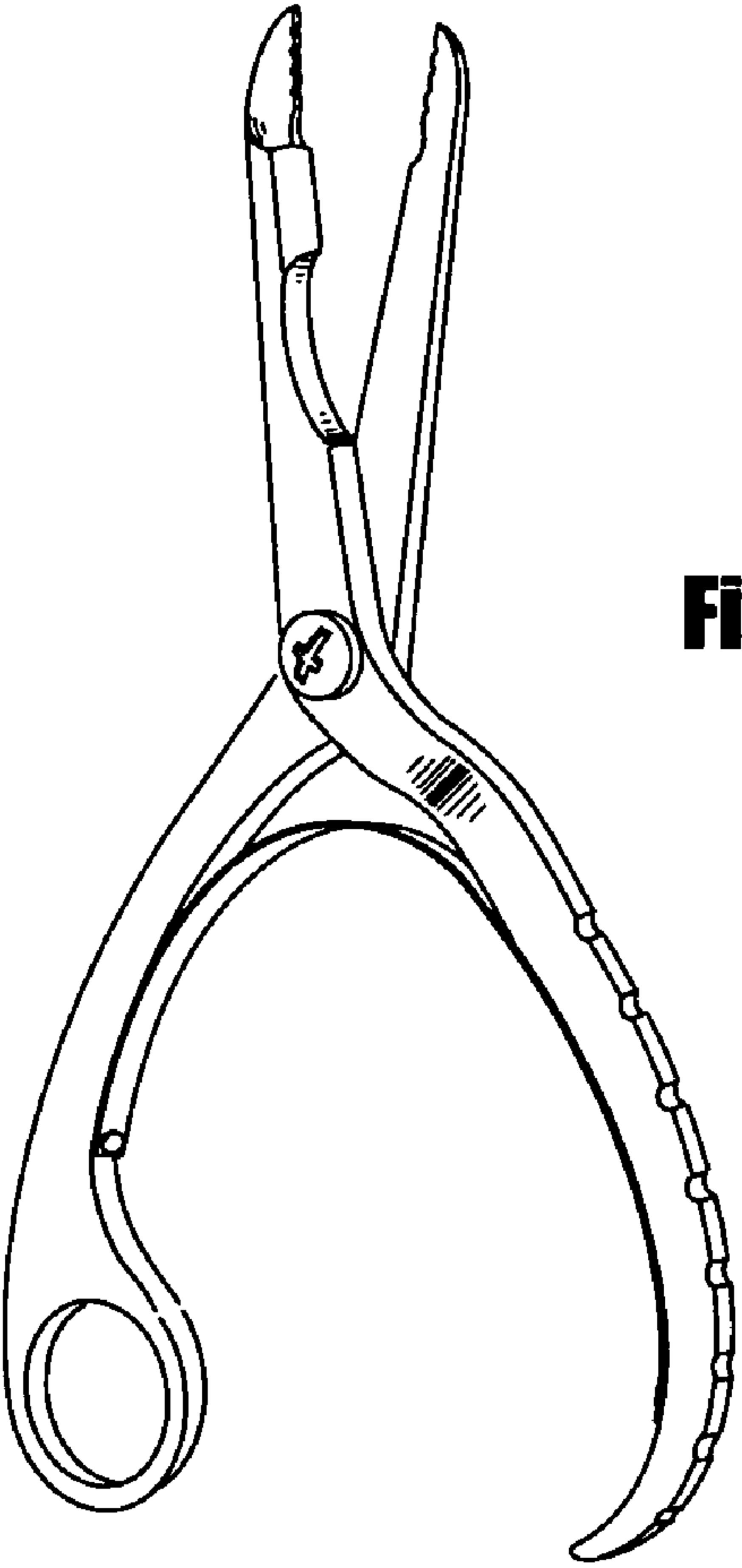


Fig. 1

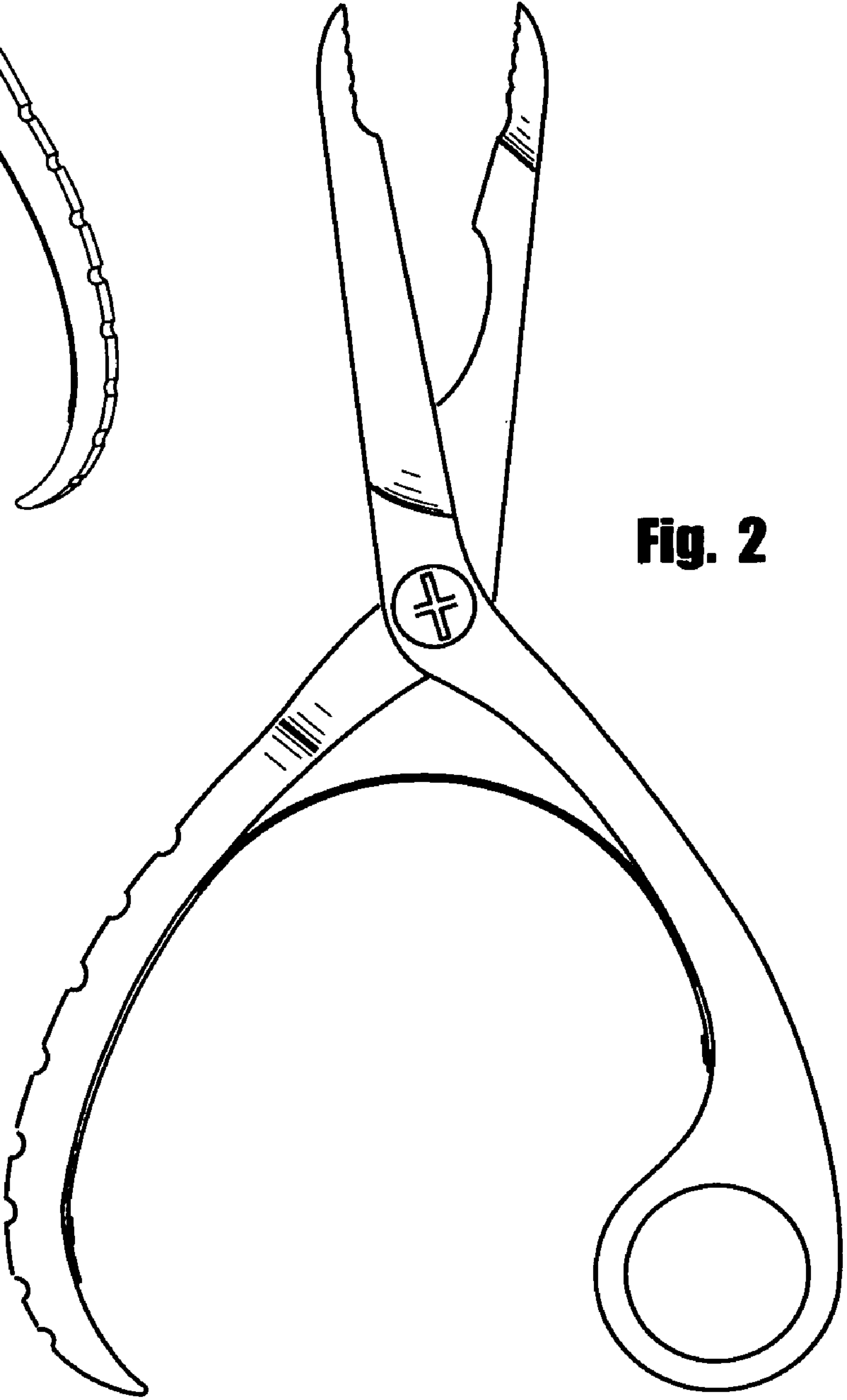


Fig. 2

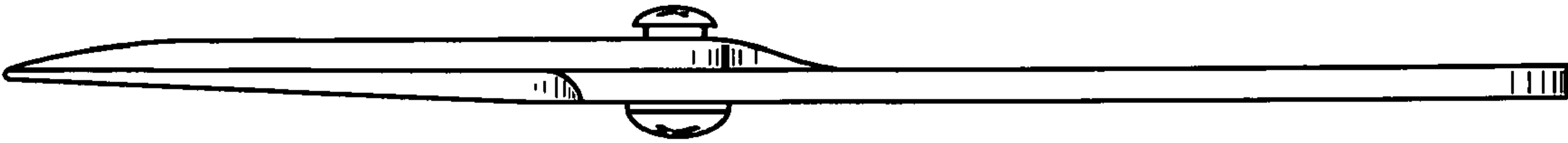


Fig. 4



Fig. 3

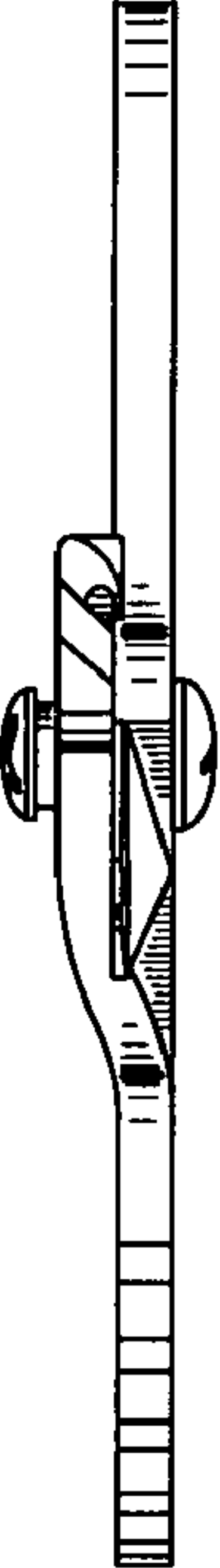


Fig. 5

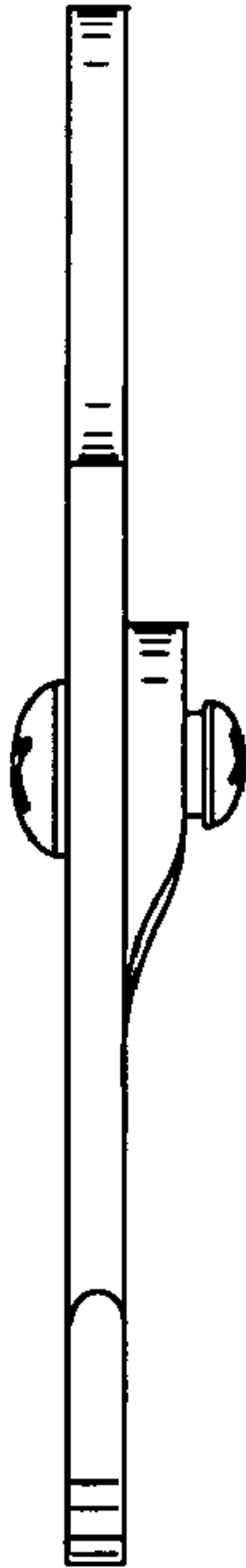


Fig. 6