



US00D654335S

(12) **United States Design Patent**
Evans

(10) **Patent No.:** **US D654,335 S**

(45) **Date of Patent:** **** Feb. 21, 2012**

(54) **STAKE FOR AGRICULTURAL USES**

(76) Inventor: **Donald L. Evans**, Reno, NV (US)

(**) Term: **14 Years**

(21) Appl. No.: **29/370,056**

(22) Filed: **Jun. 1, 2010**

(51) **LOC (9) Cl.** **08-01**

(52) **U.S. Cl.** **D8/1**

(58) **Field of Classification Search** D8/1; D21/840;
47/43-47; 135/118; 248/156

See application file for complete search history.

(56) **References Cited**

U.S. PATENT DOCUMENTS

D331,526 S *	12/1992	Miller	D8/1
D334,333 S *	3/1993	Christen et al.	D8/356
D335,802 S *	5/1993	Klump	D8/1
D349,434 S *	8/1994	Archambeau	D8/1
D364,785 S *	12/1995	Archambeau	D8/1
D376,300 S *	12/1996	Brown et al.	D8/1
D377,844 S *	2/1997	Gary et al.	D26/138
D378,439 S *	3/1997	Gary et al.	D26/138
D378,980 S *	4/1997	Thayer et al.	D8/1
D379,416 S *	5/1997	Adams	D8/1
D379,417 S *	5/1997	Vachon	D8/1
D380,947 S *	7/1997	Adams	D8/1
D403,560 S *	1/1999	Ruggiero	D8/1
D404,981 S *	2/1999	Wu	D8/1
D407,281 S *	3/1999	Antel et al.	D8/1
D408,230 S *	4/1999	Evans	D8/1
D419,403 S *	1/2000	Halil, Jr.	D8/1
D447,025 S *	8/2001	Hughes	D8/1
D469,566 S *	1/2003	Gary et al.	D26/138
D493,205 S *	7/2004	Combes	D21/840
D495,567 S *	9/2004	Gontar	D8/1
D516,029 S *	2/2006	Stekelenburg	D13/139.4
D553,919 S *	10/2007	Gross et al.	D8/1

D572,986 S *	7/2008	Zhu et al.	D8/1
D576,020 S *	9/2008	Arcati	D8/349
D577,966 S *	10/2008	Cosimo	D8/1
D579,281 S *	10/2008	Miller et al.	D8/1
D605,002 S *	12/2009	Cox	D8/1
D615,375 S *	5/2010	Haddock	D8/1
D622,559 S *	8/2010	Brazier	D8/1
D626,801 S *	11/2010	Charette	D8/1
D626,802 S *	11/2010	Charette	D8/1
D630,066 S *	1/2011	Charette	D8/1
D631,308 S *	1/2011	Charette	D8/1

* cited by examiner

Primary Examiner — Cynthia M Chin

Assistant Examiner — Sheryl Lane

(74) *Attorney, Agent, or Firm* — George W. Wasson

(57) **CLAIM**

The ornamental design for a stake for agricultural uses, as shown and described.

DESCRIPTION

FIG. 1 is a front elevation view of the stake for agricultural uses truncated into two parts side-by-side for ease and completeness of illustration.

FIG. 2 is an enlarged plan view of the top of the stake for agricultural uses.

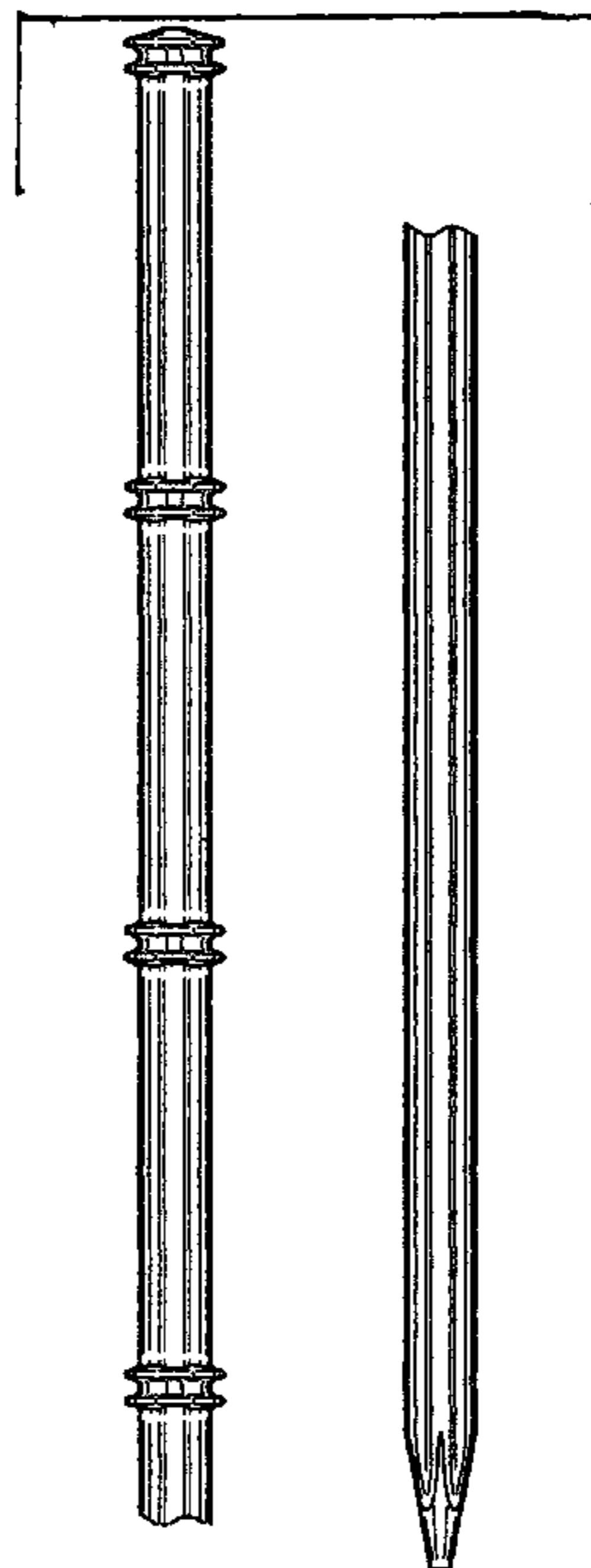
FIG. 3 is an enlarged plan view of the bottom end of the stake for agricultural uses.

FIG. 4 is an isometric view of the stake for agricultural uses truncated into two parts side-by-side for ease and completeness of illustration; and,

FIG. 5 is an isometric view of a pair of duplicate stake for agricultural uses.

The broken line showing of the stake for agricultural uses is included for the purpose of illustrating environmental structure and forms no part of the claimed design.

1 Claim, 3 Drawing Sheets



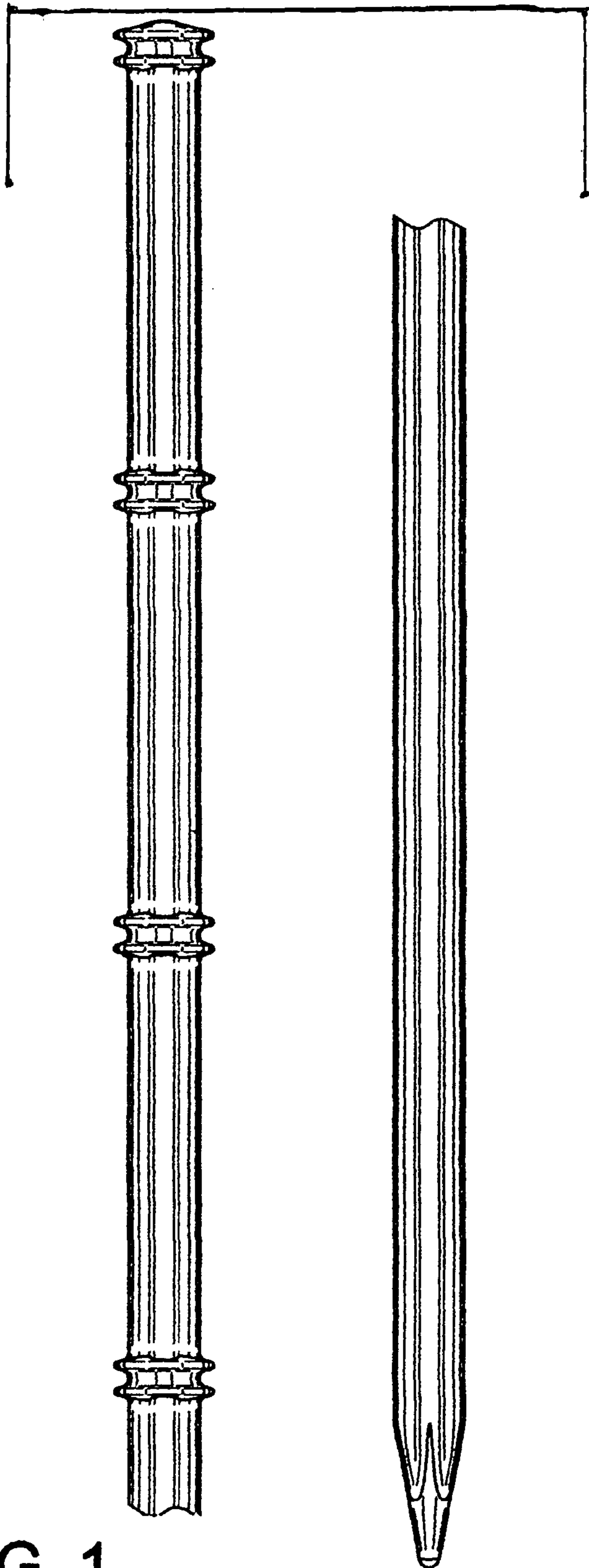


FIG. 1

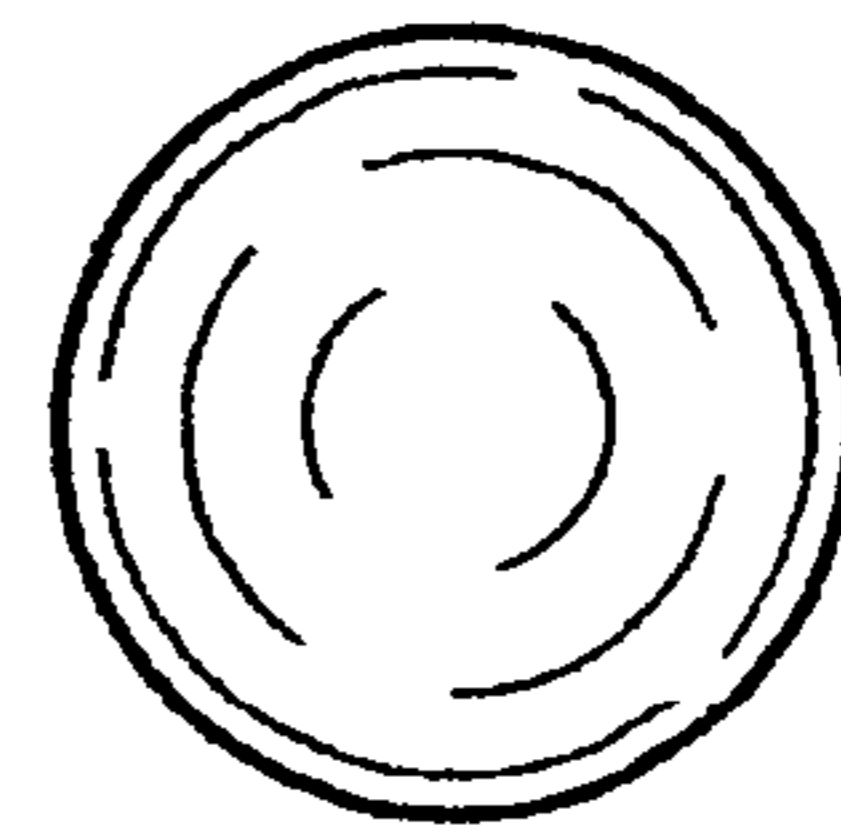


FIG. 2




FIG. 3

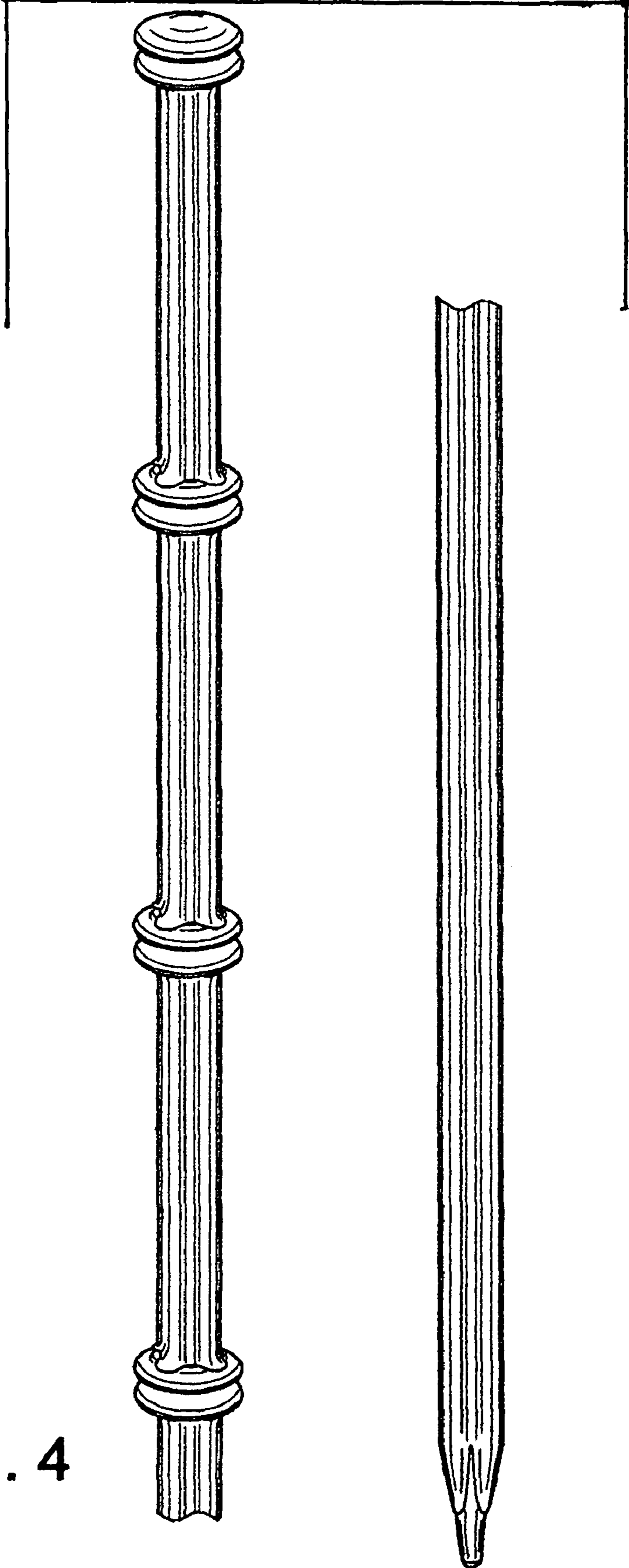


FIG. 4

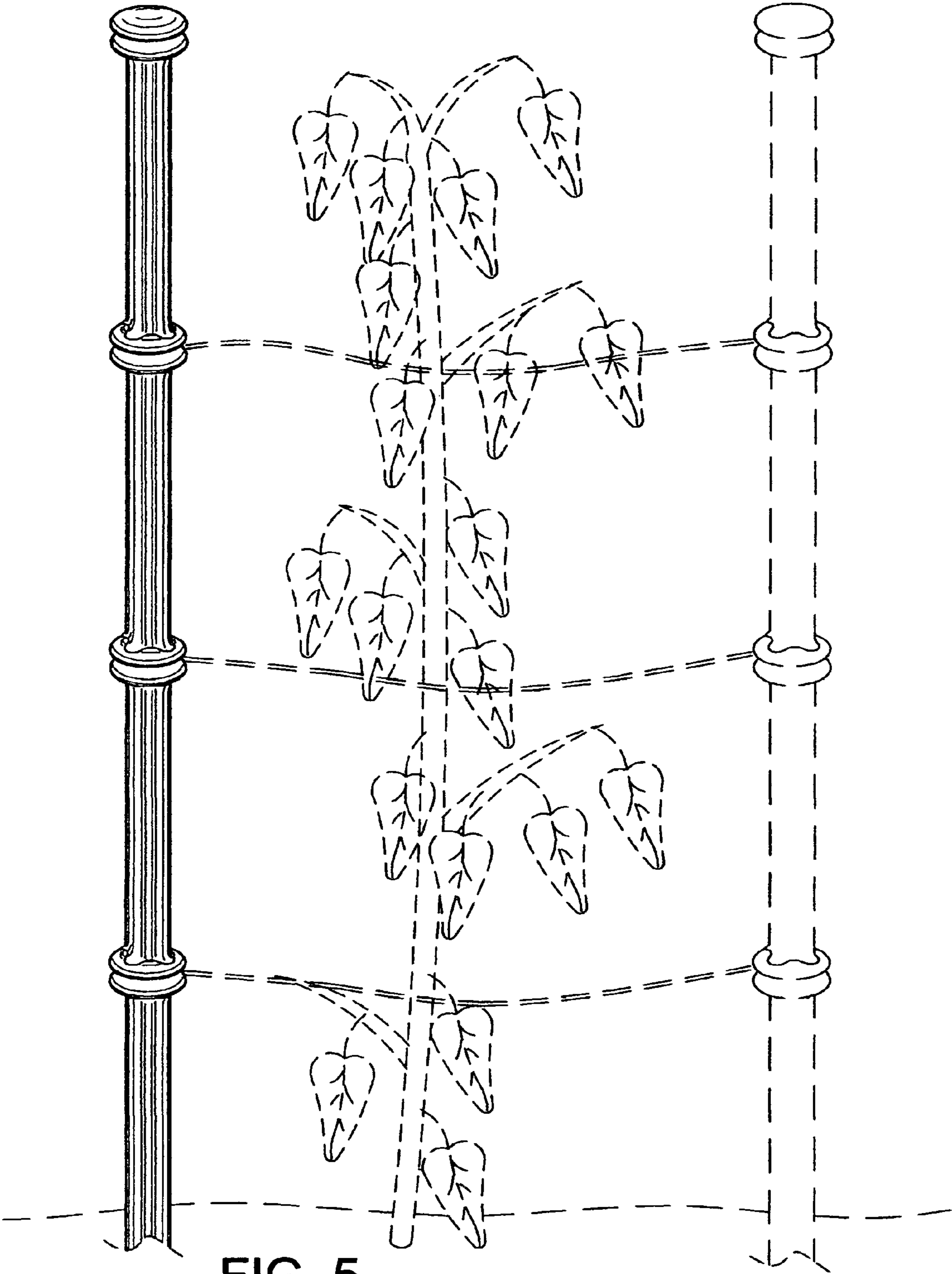


FIG. 5