



US00D654327S

(12) **United States Design Patent**
Mills

(10) **Patent No.:** **US D654,327 S**

(45) **Date of Patent:** **** Feb. 21, 2012**

(54) **ANGEL MOLD**

(75) Inventor: **David William Mills**, Bronte (AU)

(73) Assignee: **The Chefs Toolbox Pty. Limited**,
Alexandria, Sydney, New South Wales
(AU)

(**) Term: **14 Years**

(21) Appl. No.: **29/373,598**

(22) Filed: **May 2, 2011**

(51) **LOC (9) Cl.** **07-04**

(52) **U.S. Cl.** **D7/675**

(58) **Field of Classification Search** D7/672-677,
D7/604, 606, 628, 625, 354; D1/106; D9/600,
D9/601, 614, 617; 30/301, 303, 305, 299,
30/114, 124, 312, 314, 315, 316, 130; 249/115,
249/117, 135, DIG. 1; 99/428, 430, 439,
99/DIG. 15

See application file for complete search history.

(56) **References Cited**

U.S. PATENT DOCUMENTS

3,780,978 A * 12/1973 Proul 249/135
4,245,973 A * 1/1981 Greaney 249/117
D329,003 S 9/1992 Jones

D333,761 S 3/1993 Dicochea
D481,914 S * 11/2003 Short D7/675
7,011,015 B1 3/2006 Marghella
D526,836 S 8/2006 Morgan
7,150,221 B2 12/2006 Morgan
2007/0284382 A1 12/2007 Morgan

* cited by examiner

Primary Examiner — Terry Wallace

(74) *Attorney, Agent, or Firm* — Aziz M. Ahsan; Ahsan &
Associates, PLLC

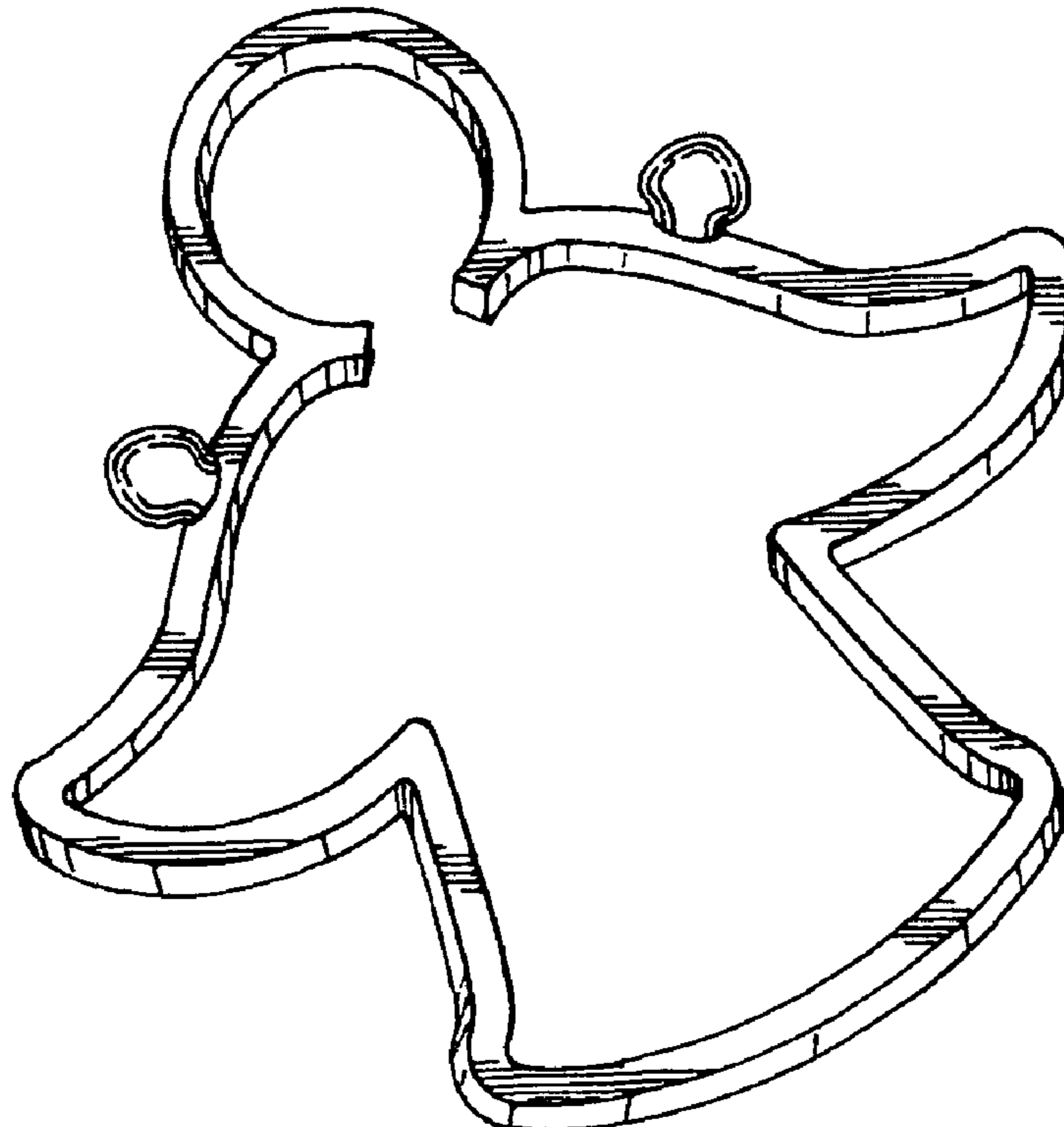
(57) **CLAIM**

The ornamental design for an angel mold, as shown.

DESCRIPTION

FIG. 1 illustrates a top plan view of the angel mold showing my new design;
FIG. 2 illustrates a bottom plan view;
FIG. 3 illustrates a front side elevational view;
FIG. 4 illustrates a back side elevational view;
FIG. 5 illustrates a left side elevational view;
FIG. 6 illustrates a right side elevational view; and,
FIG. 7 illustrates a perspective view of the angel mold of FIG. 1.

1 Claim, 2 Drawing Sheets






FIG.1




FIG.2

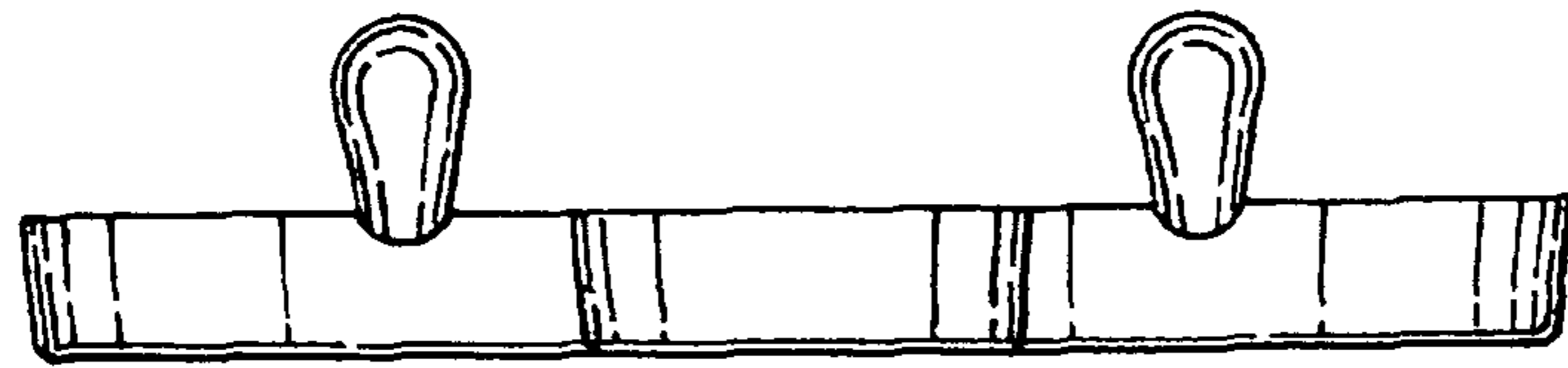


FIG. 3

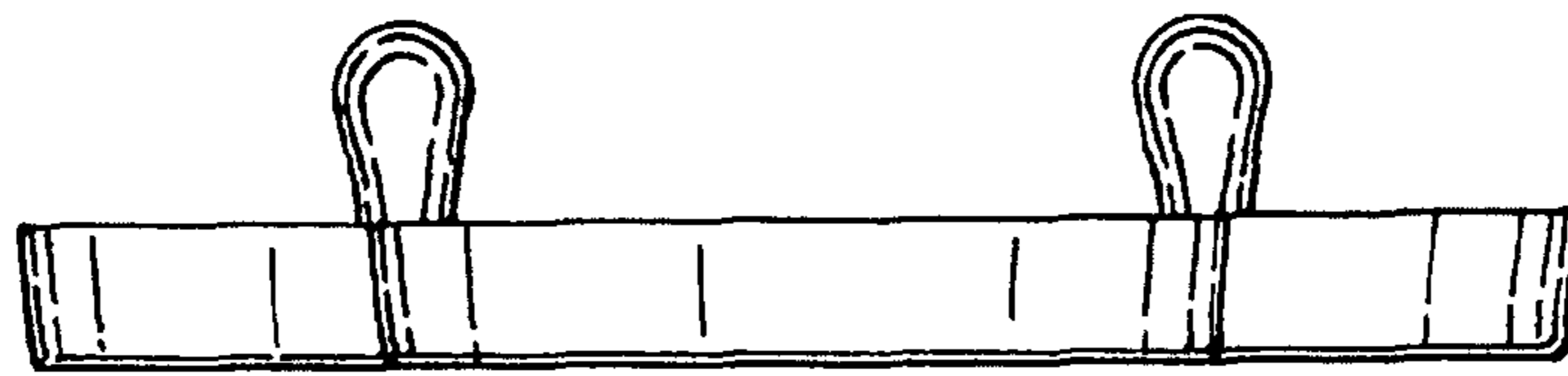


FIG. 4

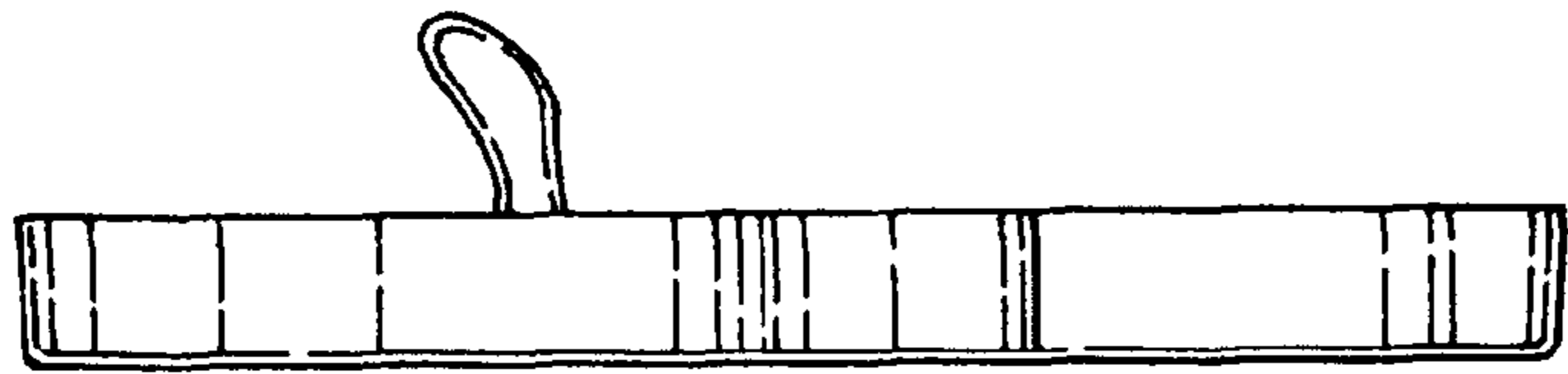


FIG. 5

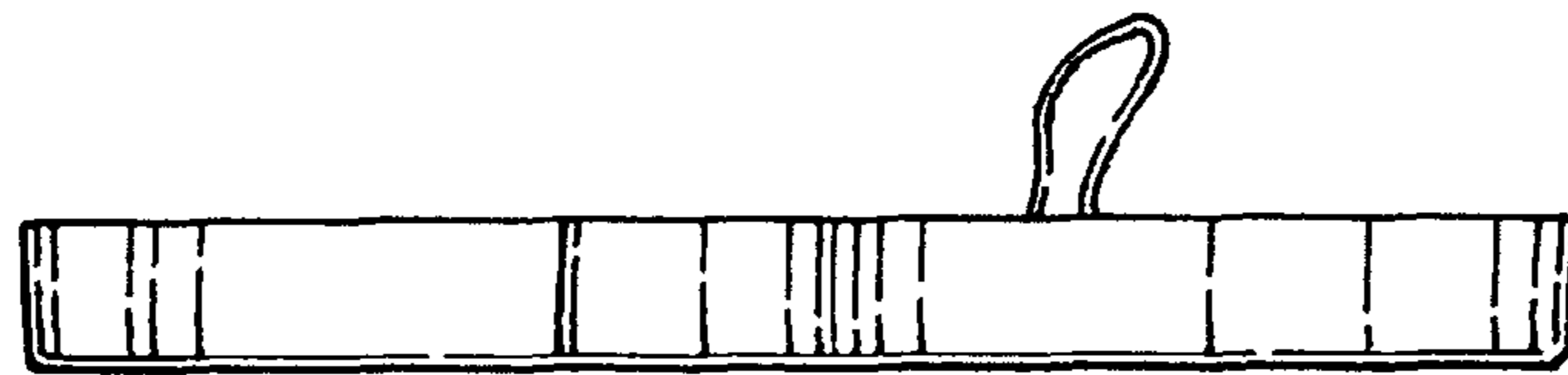


FIG. 6

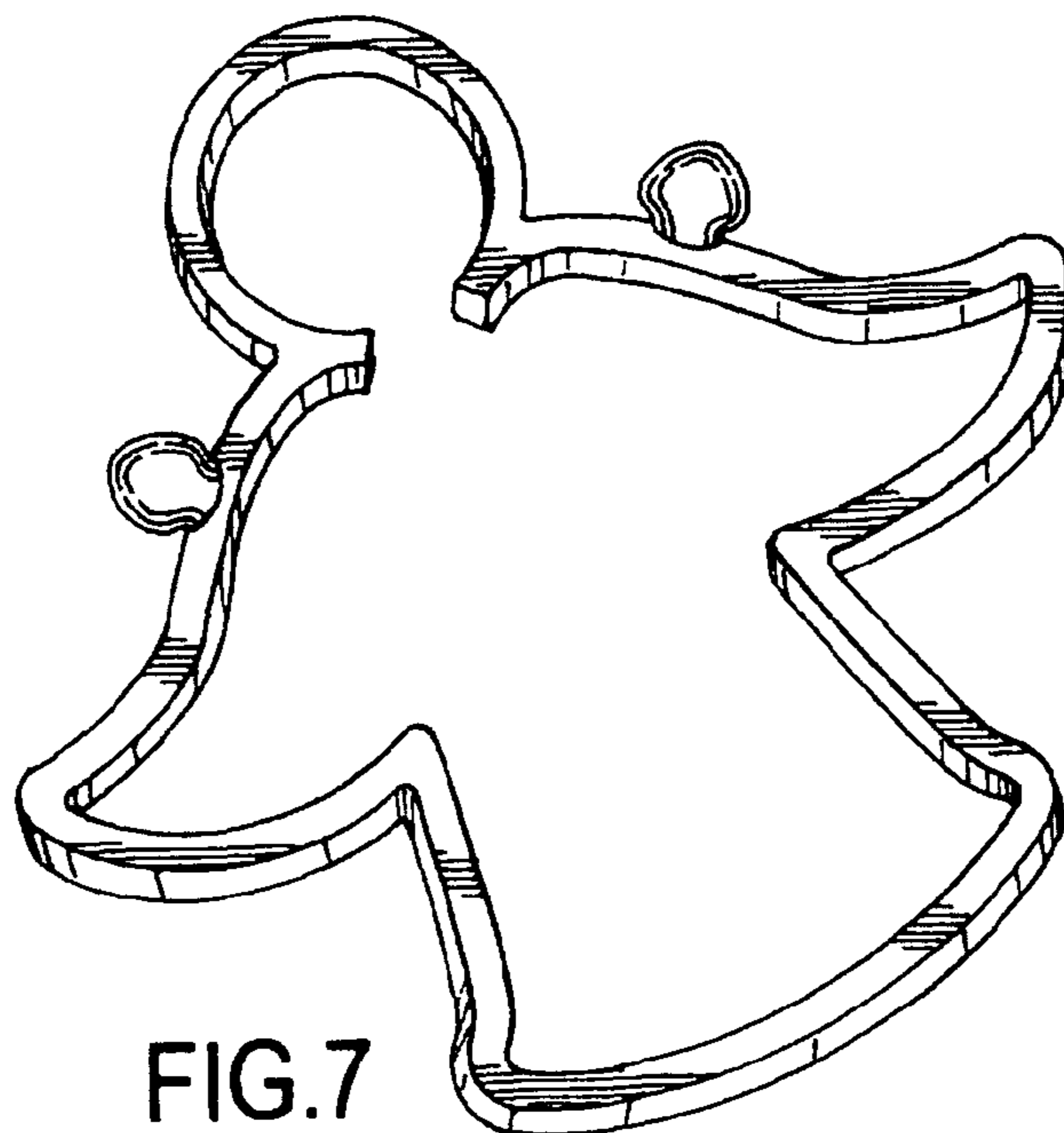


FIG. 7