



US00D654326S

(12) **United States Design Patent**  
**Conran**

(10) **Patent No.:** **US D654,326 S**  
(45) **Date of Patent:** **\*\* Feb. 21, 2012**

(54) **KNIFE**

(75) Inventor: **Sebastian Conran**, London (GB)

(73) Assignee: **Nogent\*\*\***, Biesless (FR)

(\*\*) Term: **14 Years**

(21) Appl. No.: **29/365,694**

(22) Filed: **Jul. 13, 2010**

(30) **Foreign Application Priority Data**

Jan. 13, 2010 (EM) ..... 001656372

(51) **LOC (9) Cl.** ..... **07-03**

(52) **U.S. Cl.** ..... **D7/649**

(58) **Field of Classification Search** ..... D7/368,  
D7/393-395, 401.2, 642-653, 669, 675-676,  
D7/688-696; D8/20, 80, 97-99, 102, 107,  
D8/300, 303, 321; D22/117-118; D24/146-149;  
16/110.1, 407, 430, DIG. 18; 30/136, 142-150,  
30/161, 295, 315, 329, 340-348, 353-356;  
83/673, 835, 847; 452/102-105

See application file for complete search history.

(56) **References Cited**

**U.S. PATENT DOCUMENTS**

D269,244 S \* 6/1983 Becher et al. .... D7/650  
D438,085 S \* 2/2001 Onion ..... D8/99

D450,228 S \* 11/2001 Onion ..... D8/99  
D483,625 S \* 12/2003 Chien ..... D7/649  
D497,522 S \* 10/2004 Reichenbach et al. .... D7/649  
D497,523 S \* 10/2004 Chen ..... D7/650  
D519,017 S \* 4/2006 Hsieh ..... D8/80  
D522,342 S \* 6/2006 Kwan ..... D8/107  
D639,614 S \* 6/2011 Krapfl et al. .... D7/649  
D639,615 S \* 6/2011 Krapfl et al. .... D7/649  
D639,616 S \* 6/2011 Krapfl et al. .... D7/649  
D643,262 S \* 8/2011 Kusanagi ..... D7/650  
2007/0039445 A1 \* 2/2007 Nitsch ..... 83/835

\* cited by examiner

*Primary Examiner* — Ricky Pham

(74) *Attorney, Agent, or Firm* — Young & Thompson

(57) **CLAIM**

The ornamental design for a knife, as shown and described.

**DESCRIPTION**

FIG. 1 is an edge view a first embodiment of a knife showing my new design;


FIG. 2 is a side view thereof, the side opposite that shown in FIG. 2 being the mirror image thereof;

FIG. 3 is a perspective view thereof;

FIGS. 4-6 are views similar to FIGS. 1-3 respectively, but showing a second embodiment thereof; and,

FIGS. 7-9 are views similar to FIGS. 1-3 respectively, but showing a third embodiment thereof.

**1 Claim, 9 Drawing Sheets**







Fig. 1




**Fig. 2**





**Fig. 3**



**Fig. 4**




Fig. 5



**Fig. 6**



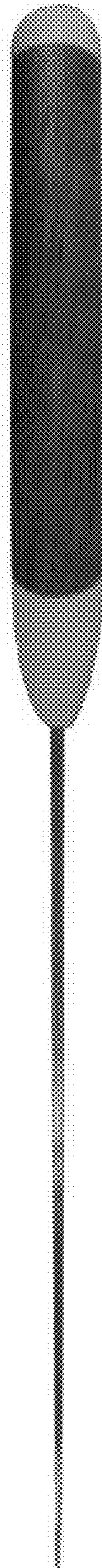



Fig. 7





**Fig. 8**



Fig. 9