



US00D654320S

(12) **United States Design Patent**  
**McClellan et al.**

(10) **Patent No.:** **US D654,320 S**  
(45) **Date of Patent:** **\*\* Feb. 21, 2012**

(54) **BEVERAGE CONTAINER**

(75) Inventors: **Ruth McClellan**, Pittsfield, PA (US);  
**Kevin Blaine Hoover**, Pittsfield, PA  
(US); **Robert Sokolski**, Warren, PA (US)

(73) Assignee: **Whirley Industries, Inc.**, Warren, PA  
(US)

(\*\*) Term: **14 Years**

(21) Appl. No.: **29/386,536**

(22) Filed: **Mar. 2, 2011**

(51) **LOC (9) Cl.** ..... **07-01**

(52) **U.S. Cl.** ..... **D7/525; D7/513; D7/537**

(58) **Field of Classification Search** ..... D7/524,  
D7/425, 537, 509, 523, 525, 513; 220/703  
See application file for complete search history.

(56) **References Cited**

U.S. PATENT DOCUMENTS

D50,703 S *	5/1917	Ridgeway	.....	D7/525
D110,483 S *	7/1938	Fuerst	.....	D7/537
D115,519 S *	7/1939	Moreau	.....	D7/537
D115,521 S *	7/1939	Moreau	.....	D7/537
D164,618 S *	9/1951	Yuchtman	.....	D7/537
D233,876 S *	12/1974	Mazur	.....	D7/524
D248,004 S *	5/1978	Simpson	.....	D7/524
D302,225 S *	7/1989	Shapard	.....	D7/524

D400,051 S *	10/1998	Miyagi	.....	D7/524
D401,469 S *	11/1998	Klein	.....	D7/396.6
D414,655 S *	10/1999	Schwarz	.....	D7/514
D418,015 S *	12/1999	Santini	.....	D7/524
D424,717 S *	5/2000	Padilla et al.	.....	D26/7
D425,371 S *	5/2000	Kerr	.....	D7/519
D435,194 S *	12/2000	Betras	.....	D7/511
D481,259 S *	10/2003	Kerman	.....	D7/524
D568,548 S *	5/2008	Nylen	.....	D30/125
D575,107 S *	8/2008	Martin	.....	D7/515
D600,974 S *	9/2009	Cox	.....	D7/396.2
D647,371 S *	10/2011	Myers et al.	.....	D7/523

\* cited by examiner

*Primary Examiner* — Marianne Pandozzi

(74) *Attorney, Agent, or Firm* — Buchanan Ingersoll & Rooney PC

(57) **CLAIM**

The ornamental design for a beverage container, as shown.

**DESCRIPTION**

FIG. 1 is a perspective view of a beverage container showing our new design;

FIG. 2 is a front view thereof;

FIG. 3 is a back view thereof;

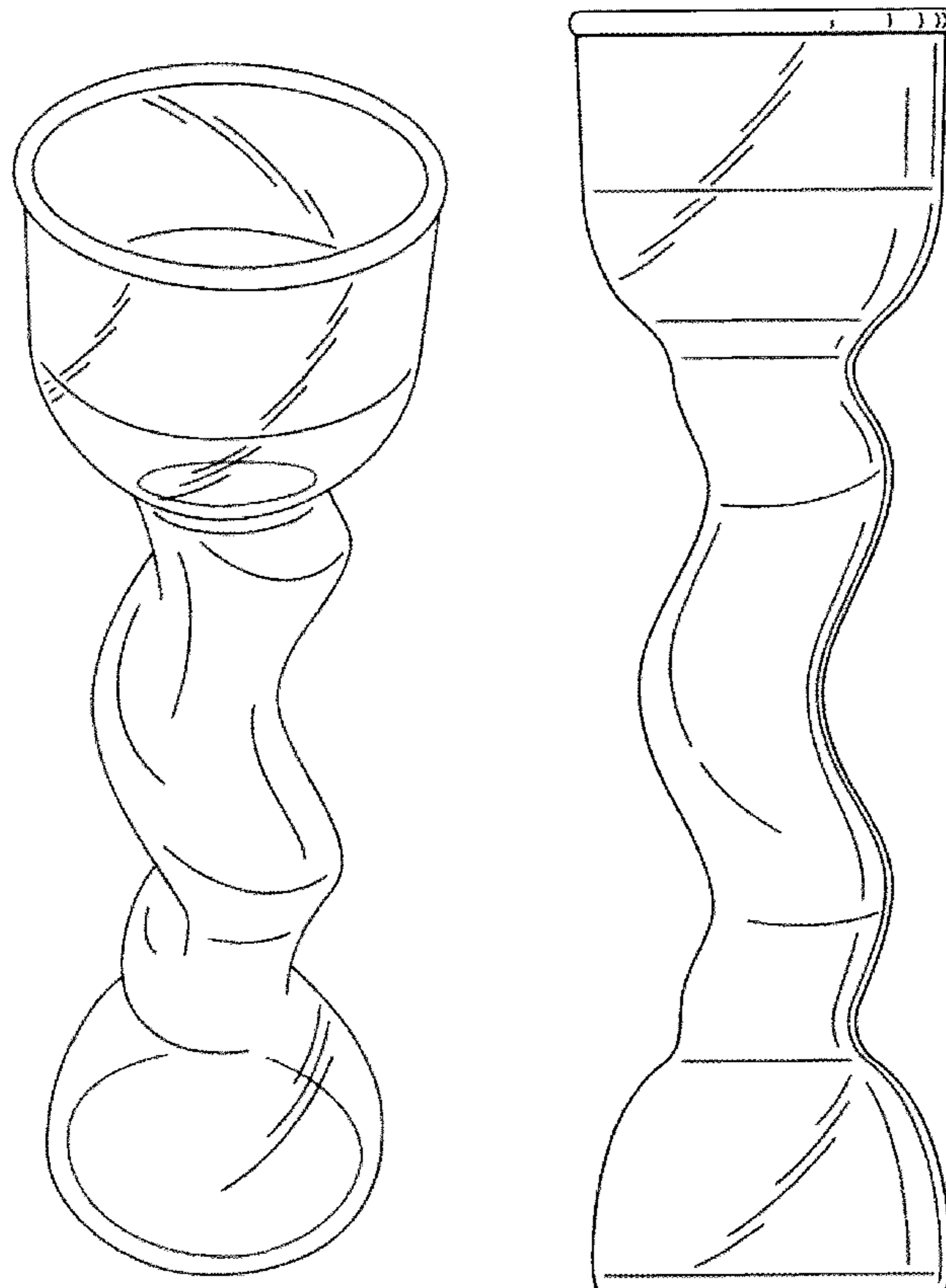
FIG. 4 is a left view thereof;

FIG. 5 is a right view thereof;

FIG. 6 is a top view thereof; and,

FIG. 7 is a bottom view thereof.

**1 Claim, 4 Drawing Sheets**



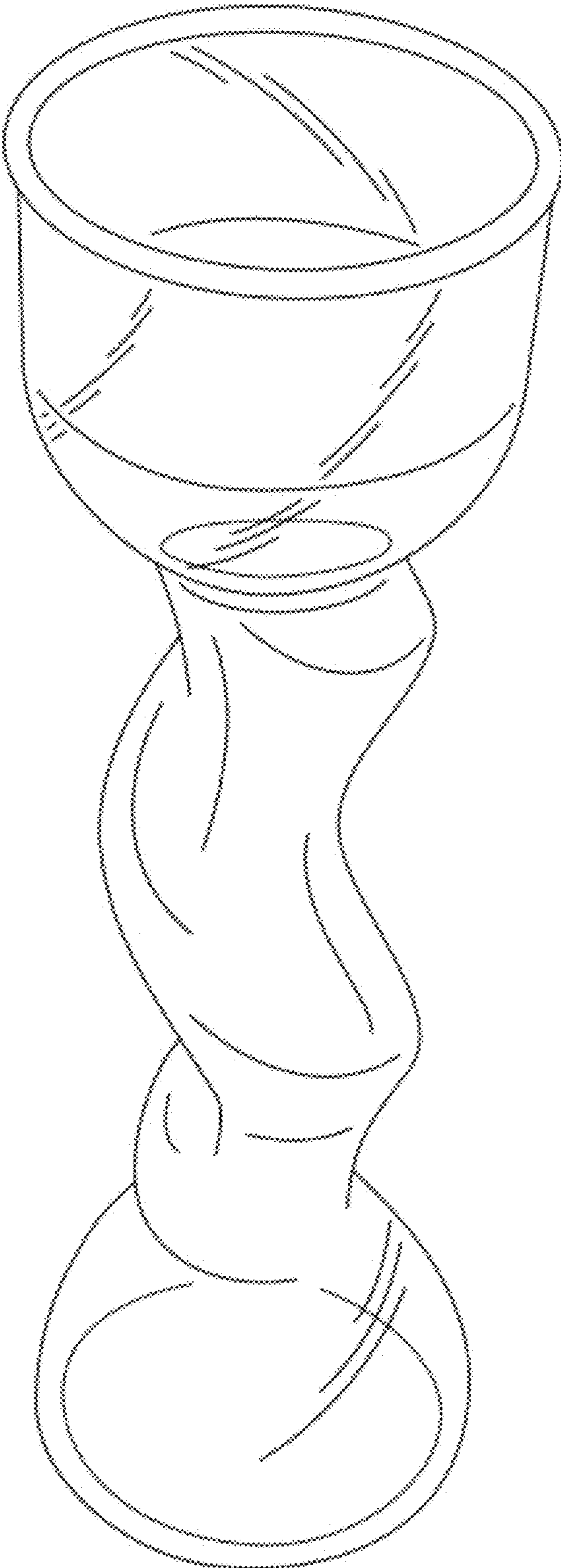


Fig. 1

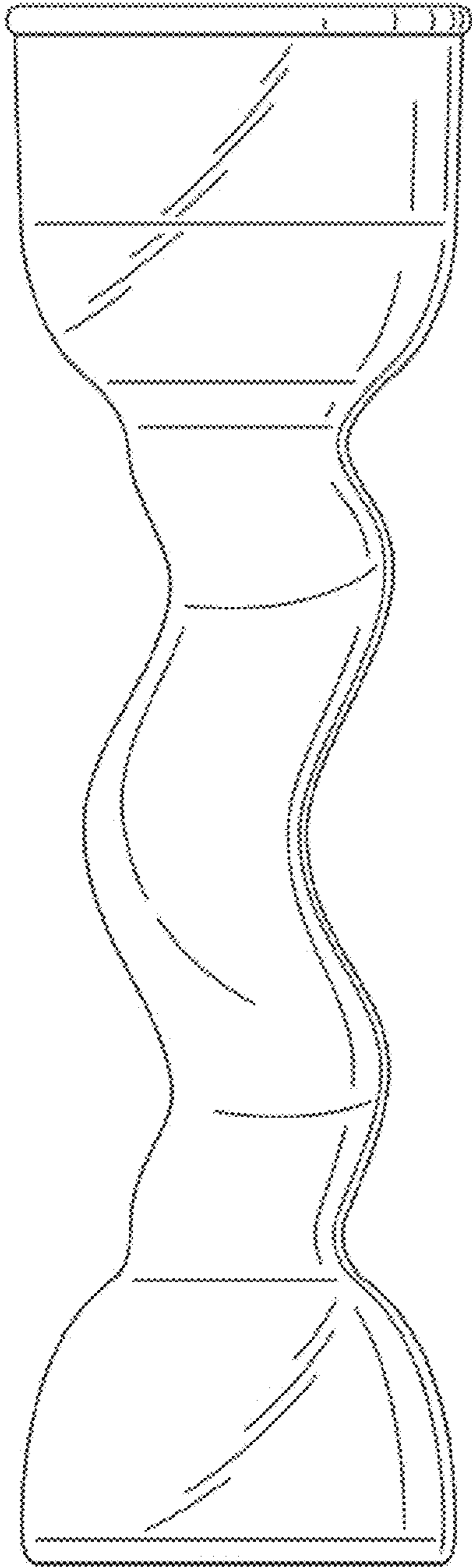


Fig. 2

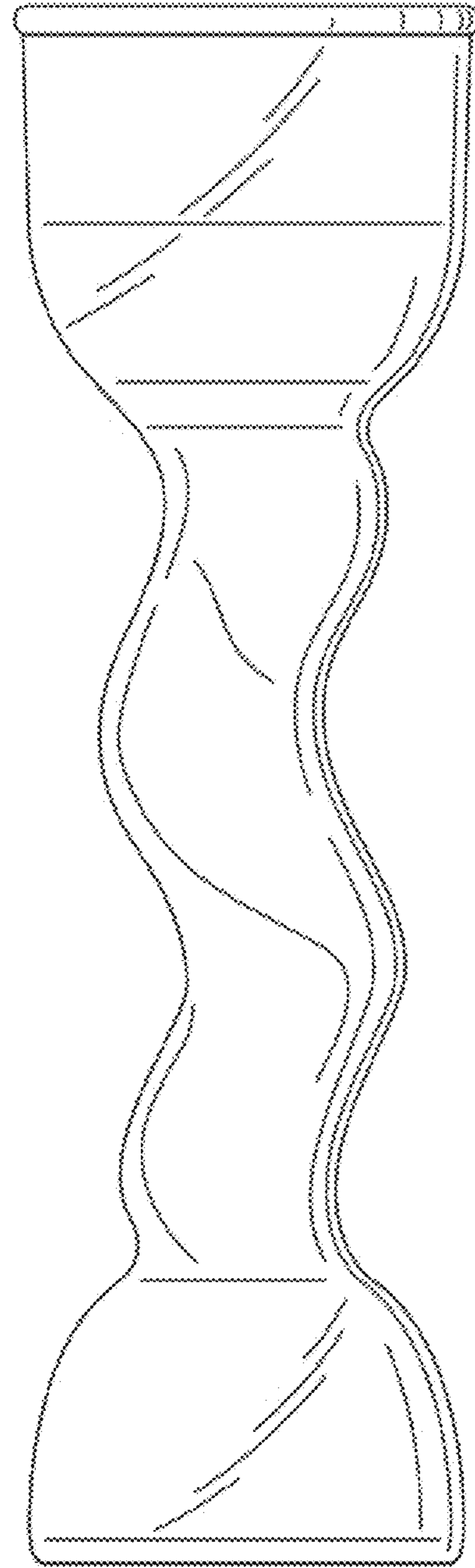


Fig. 3

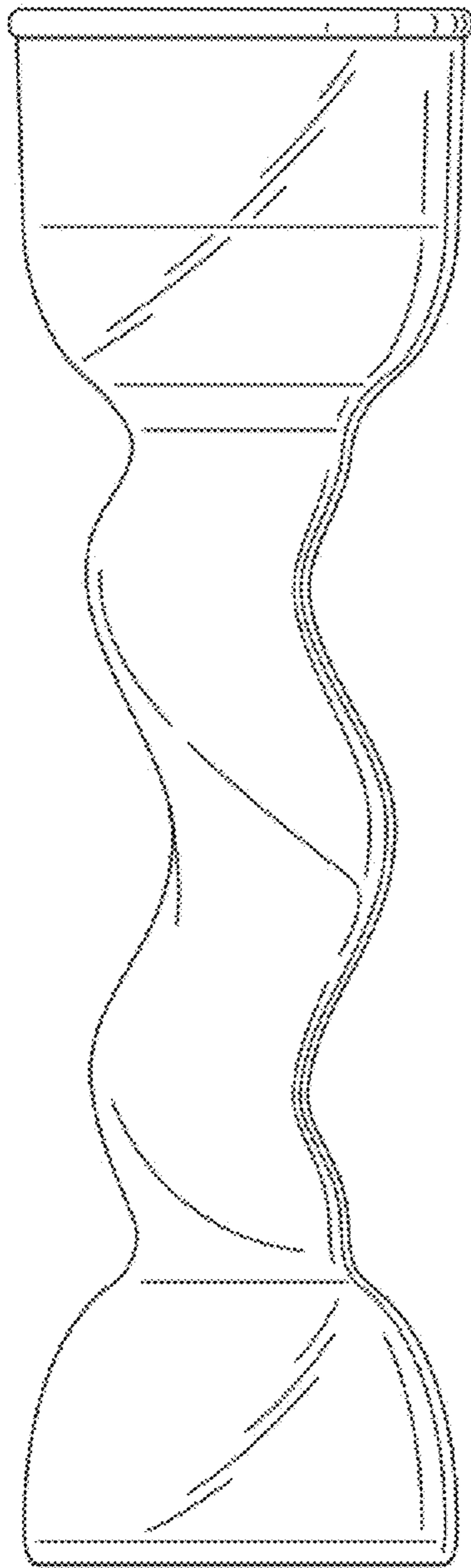


Fig. 4

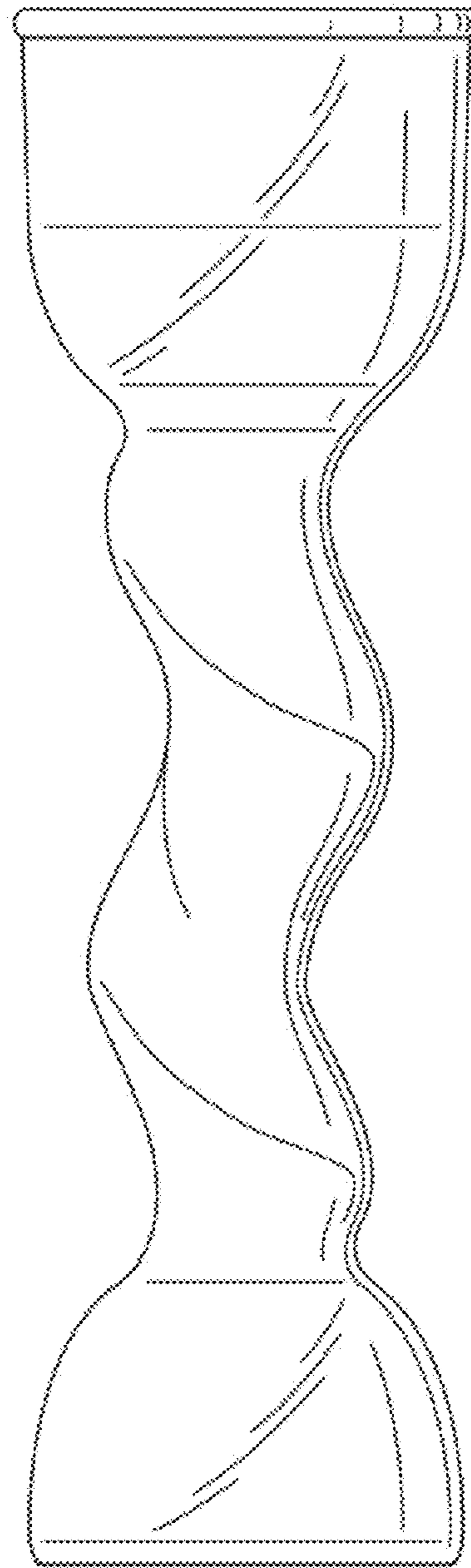


Fig. 5

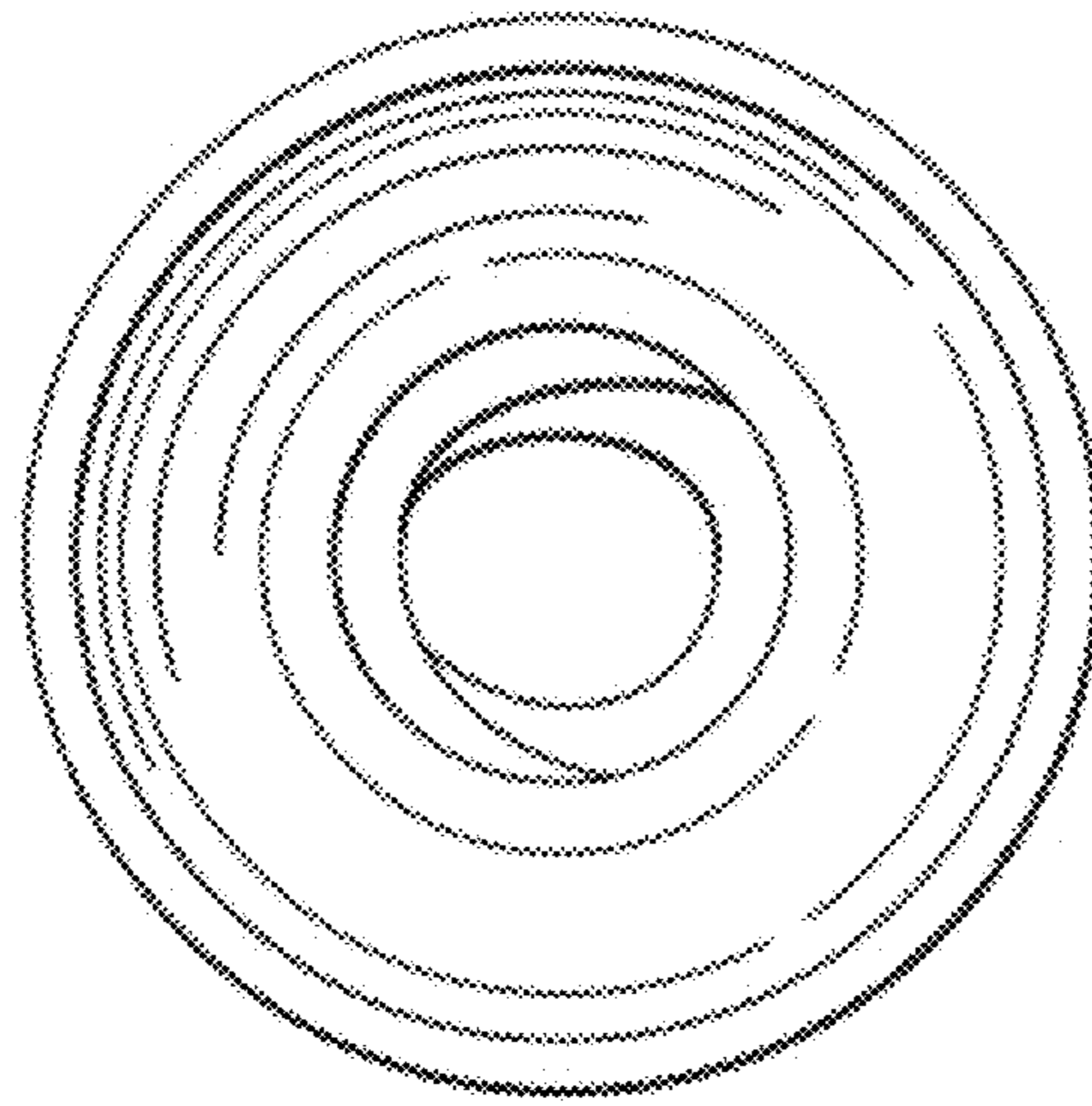


Fig. 6

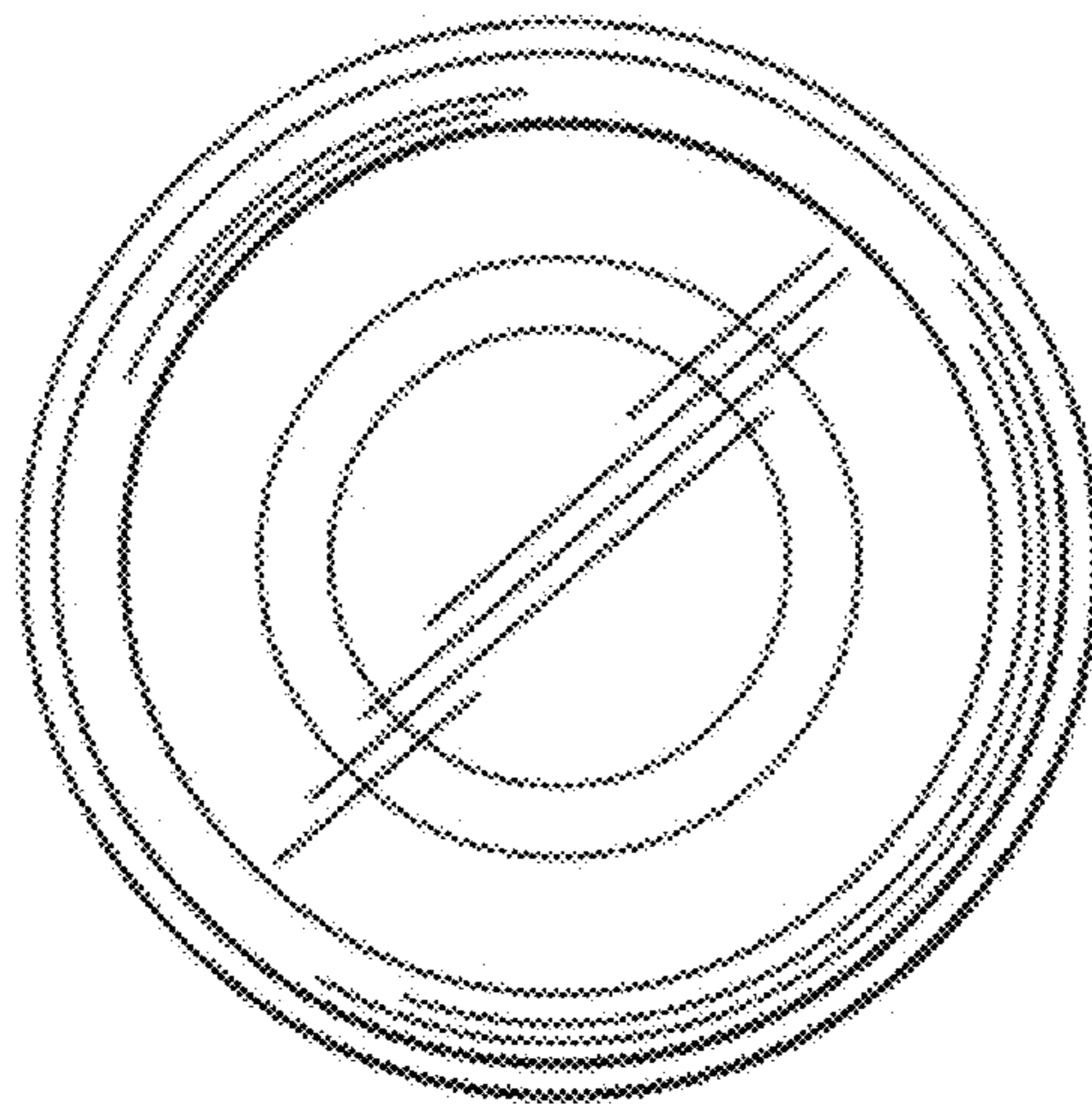


Fig. 7