



US00D654311S

(12) **United States Design Patent**
Benold

(10) **Patent No.:** **US D654,311 S**

(45) **Date of Patent:** **** Feb. 21, 2012**

(54) **HANDLE FOR AN OVEN DOOR**

(75) **Inventor:** **Frank Benold, Porcia (IT)**

(73) **Assignee:** **Electrolux Home Products Corporation N.V. (BE)**

(**) **Term:** **14 Years**

(21) **Appl. No.:** **29/367,964**

(22) **Filed:** **Aug. 16, 2010**

(30) **Foreign Application Priority Data**

Feb. 15, 2010 (EM) 001670019

(51) **LOC (9) Cl.** **07-02**

(52) **U.S. Cl.** **D7/402**

(58) **Field of Classification Search** D7/350.1-350.4,
D7/351, 402; 219/756-758, 391, 393, 395,
219/401; 126/19 M, 275 E; 99/348, 353,
99/367, 468

See application file for complete search history.

(56) **References Cited**

U.S. PATENT DOCUMENTS

D116,604 S	9/1939	Hefferan	
D119,283 S	3/1940	Rettich	
D511,955 S	11/2005	Baldwin et al.	
D522,801 S *	6/2006	Lee	D7/351
D532,645 S *	11/2006	Lee	D7/351
D537,849 S	3/2007	Wong et al.	
D542,090 S *	5/2007	Kim	D7/402
D543,781 S	6/2007	Martin et al.	
D546,623 S *	7/2007	Kim	D7/402
D550,024 S *	9/2007	Jeon	D7/350.1
D552,959 S	10/2007	Gilboe	

D556,794 S	12/2007	Vaughn et al.	
D562,360 S	2/2008	Choi	
D562,361 S	2/2008	Kwak	
D564,729 S *	3/2008	Fisher	D7/402
D568,100 S *	5/2008	Jeon	D7/402
D570,646 S *	6/2008	Jeon	D7/402
D579,310 S	10/2008	Suh et al.	
D587,067 S *	2/2009	Kim	D7/402
D593,139 S	5/2009	Cline et al.	
D593,799 S	6/2009	Cruver, IV et al.	
D600,529 S	9/2009	Nicholson	
D610,595 S	2/2010	Baker et al.	
D612,206 S	3/2010	Baker et al.	
D612,207 S	3/2010	Baker et al.	
D612,210 S	3/2010	Baker et al.	
D612,677 S *	3/2010	Jeon	D7/402
D612,682 S	3/2010	Baker et al.	
D612,683 S	3/2010	Baker et al.	
D612,685 S	3/2010	Baker et al.	

* cited by examiner

Primary Examiner — Ruth McInroy

(74) *Attorney, Agent, or Firm* — Banner & Witcoff, Ltd.


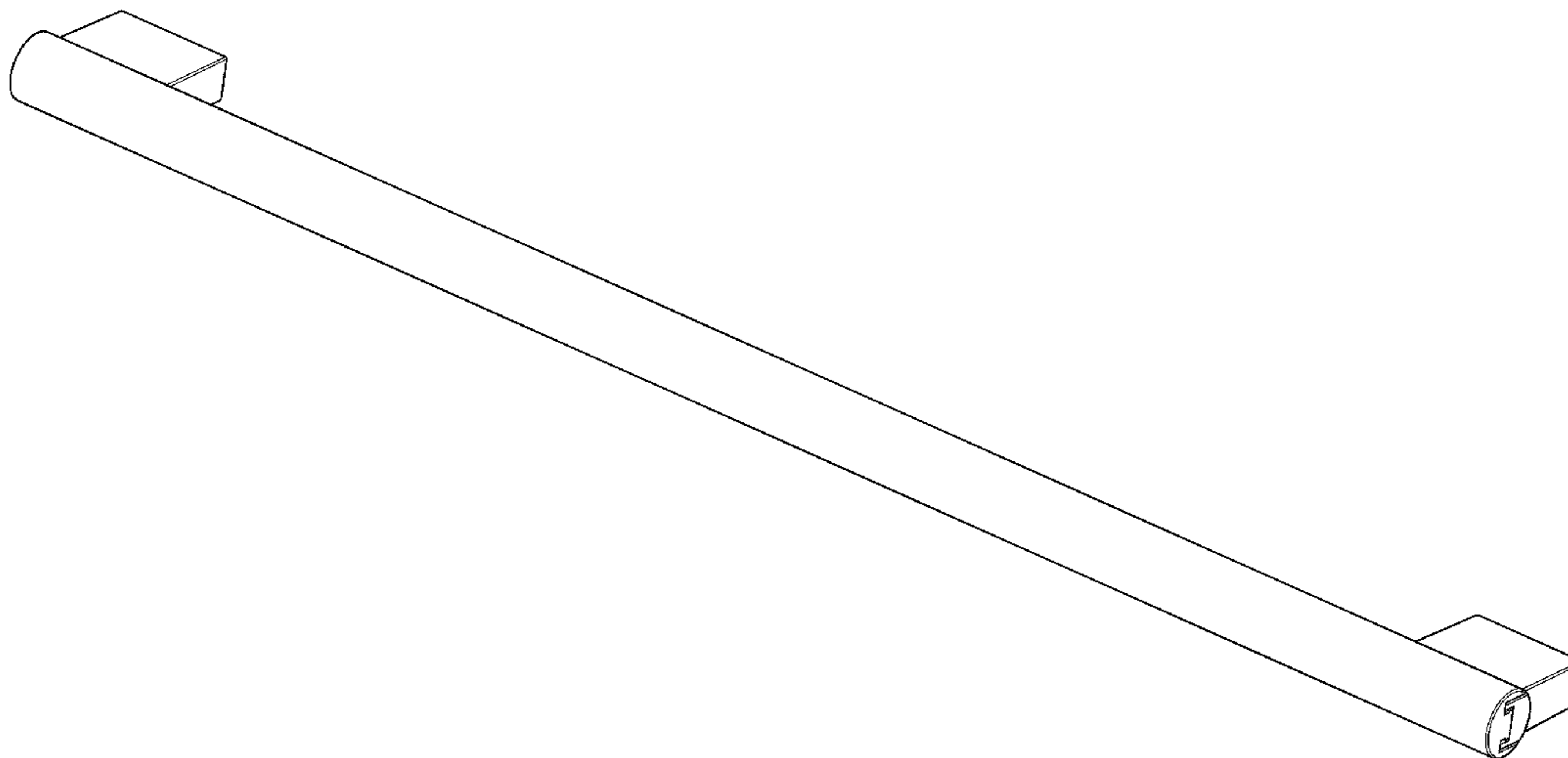
(57) **CLAIM**

The ornamental design for a handle for an oven door, as shown and described.

DESCRIPTION

FIG. 1 is a perspective view of a handle for an oven door showing my new design;
FIG. 2 is a front view thereof;
FIG. 3 is a right side view thereof;
FIG. 4 is a left side view thereof;
FIG. 5 is a top view thereof; and,
FIG. 6 is a bottom view thereof.

1 Claim, 3 Drawing Sheets



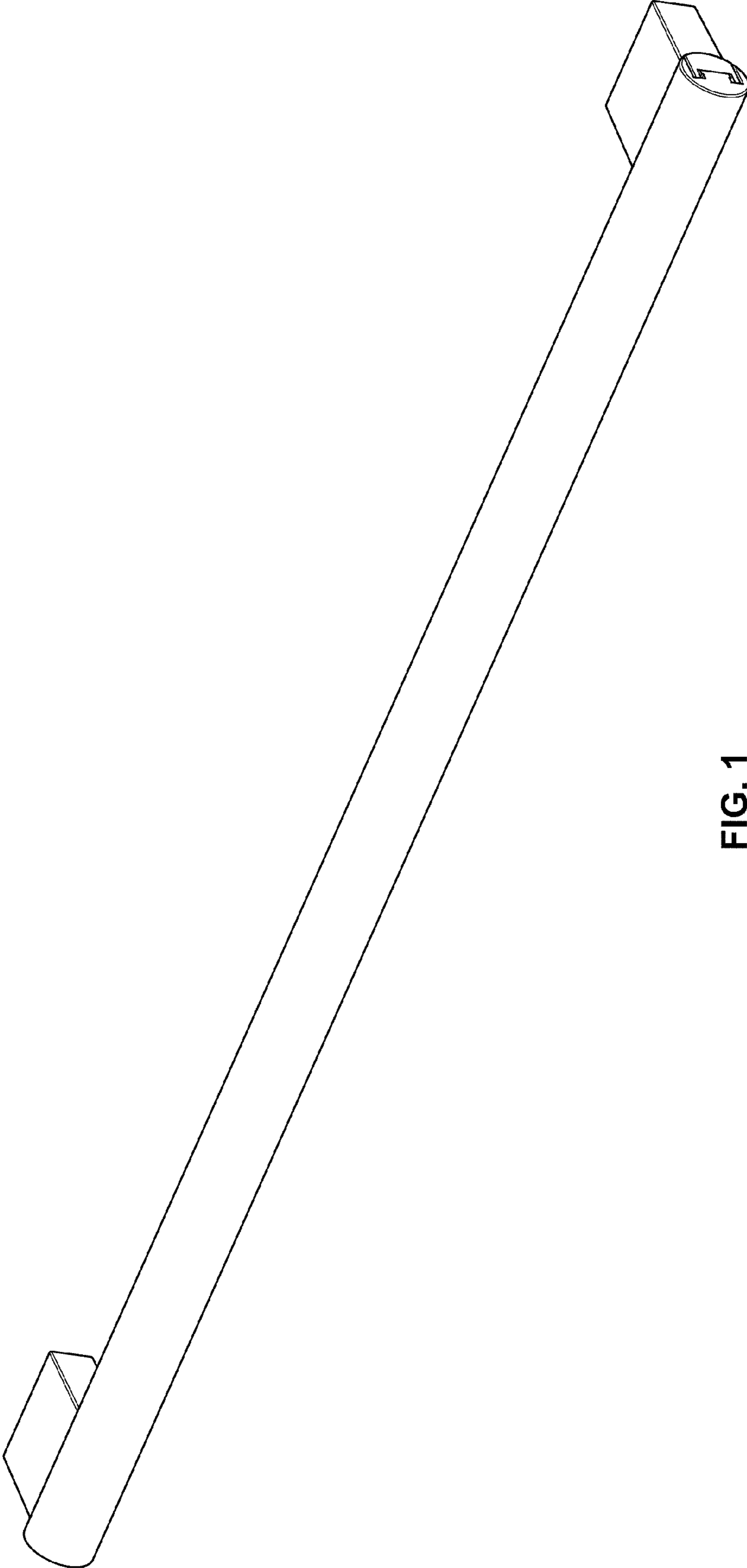


FIG. 1



FIG. 2



FIG. 3

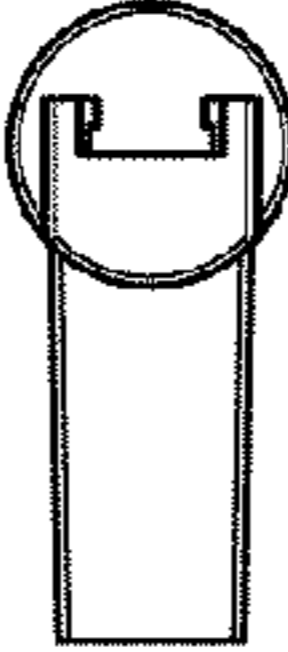


FIG. 4

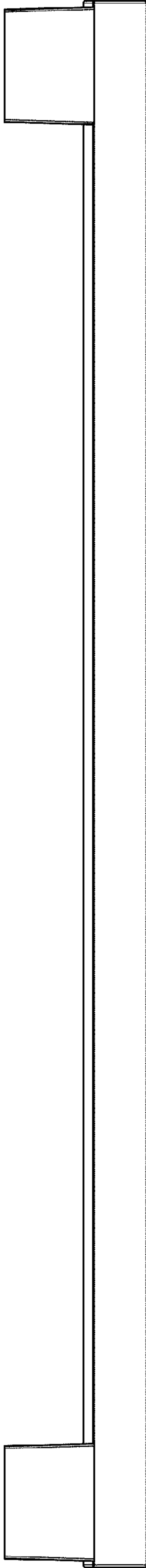


FIG. 5




FIG. 6