



US00D654307S

(12) **United States Design Patent**
Loaiza

(10) **Patent No.:** **US D654,307 S**

(45) **Date of Patent:** **** Feb. 21, 2012**

(54) **PAN HANDLE**

(75) Inventor: **Jorge Hernan Loaiza**, Copacabana
(CO)

(73) Assignee: **Imusa, S.A.**, Copacabana, Antioquia
(CO)

(**) Term: **14 Years**

(21) Appl. No.: **29/388,351**

(22) Filed: **Mar. 28, 2011**

(30) **Foreign Application Priority Data**

Sep. 29, 2010 (CO) 10-120667

(51) **LOC (9) Cl.** **07-02**

(52) **U.S. Cl.** **D7/395**

(58) **Field of Classification Search** D7/354-361,
D7/393-395, 401.2, 664; D8/107, 300, 303,
D8/307, 313, 321; D4/138, 129; 16/421,
16/430, 431, 110.1, 407; 220/573.1-573.5,
220/752, 753, 755, 756, 759, 767, 771, 912
See application file for complete search history.

(56) **References Cited**

U.S. PATENT DOCUMENTS

D392,151 S 3/1998 Munari
D510,233 S * 10/2005 Giannone D7/395
D520,811 S 5/2006 Spagnolo
D522,342 S * 6/2006 Kwan D8/107
D525,081 S * 7/2006 Munari D7/395

D527,580 S * 9/2006 Munari D7/395
D559,617 S 1/2008 Kloppsteck
D561,525 S * 2/2008 Dall'Asta D7/395
D589,745 S * 4/2009 Munari et al. D7/395
D590,206 S 4/2009 Munari
D590,657 S * 4/2009 Curtin D7/395
D614,010 S * 4/2010 Hyp D8/107
D615,810 S * 5/2010 Munari D7/395

* cited by examiner

Primary Examiner — Cynthia M Chin

(74) *Attorney, Agent, or Firm* — McDermott Will & Emery
LLP

(57) **CLAIM**

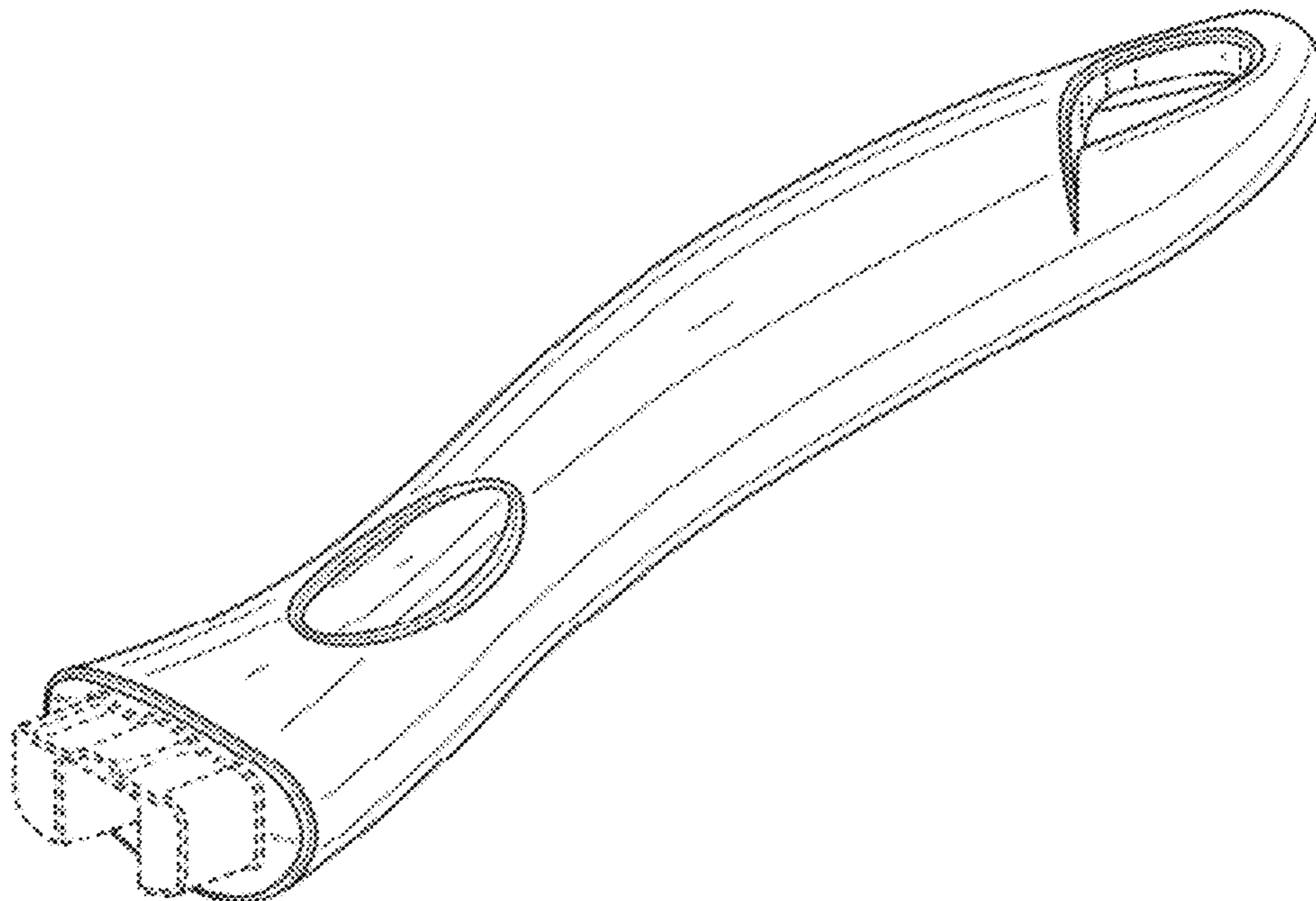
The ornamental design for a pan handle, as shown and described.

DESCRIPTION

FIG. 1 is a front perspective view of the pan handle, showing the new design;
FIG. 2 is a top view of the pan handle;
FIG. 3 is a bottom view of the pan handle;
FIG. 4 is a side view of the pan handle;
FIG. 5 is another side view of the pan handle;
FIG. 6 is a rear view of the pan handle; and,
FIG. 7 is a front view of the pan handle.

The broken lines showing various elements of the pan handle are included for the purpose of illustrating non-claimed subject matter, and form no part of the claimed design.

1 Claim, 6 Drawing Sheets



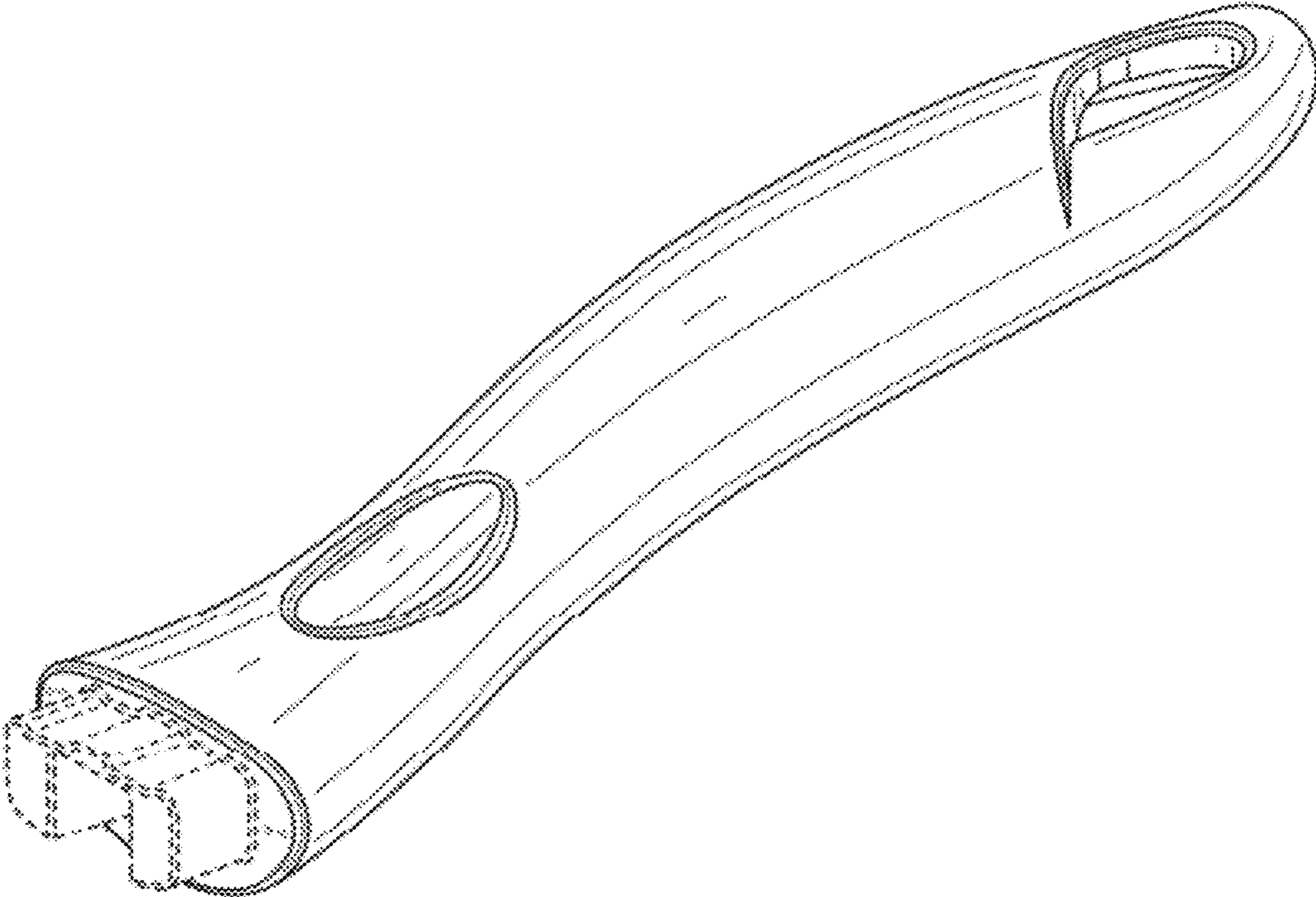


FIG. 1

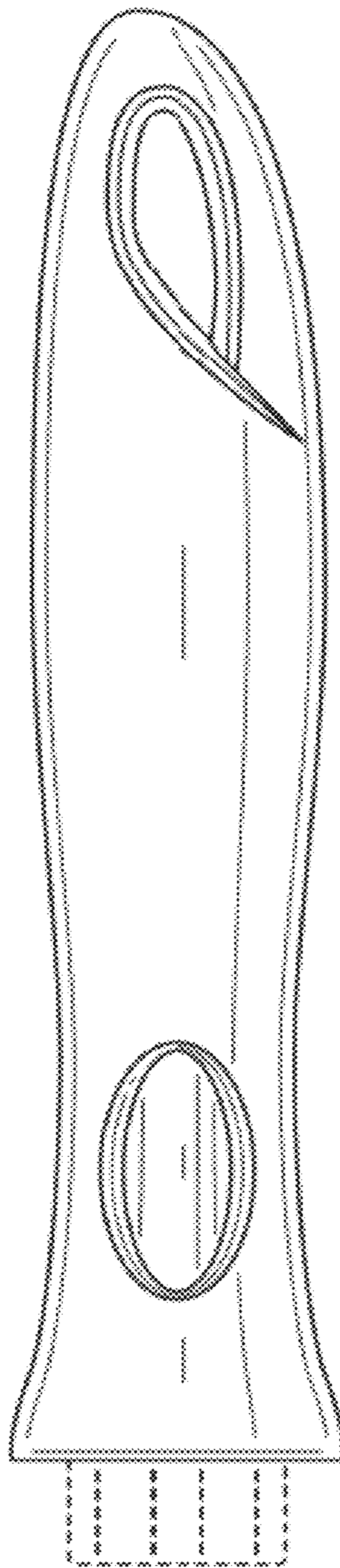


FIG. 2

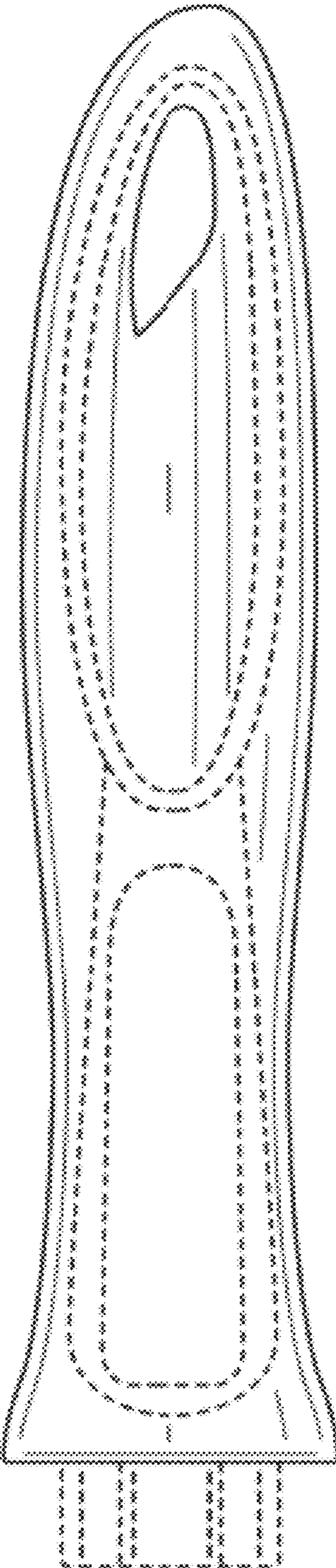


FIG. 3

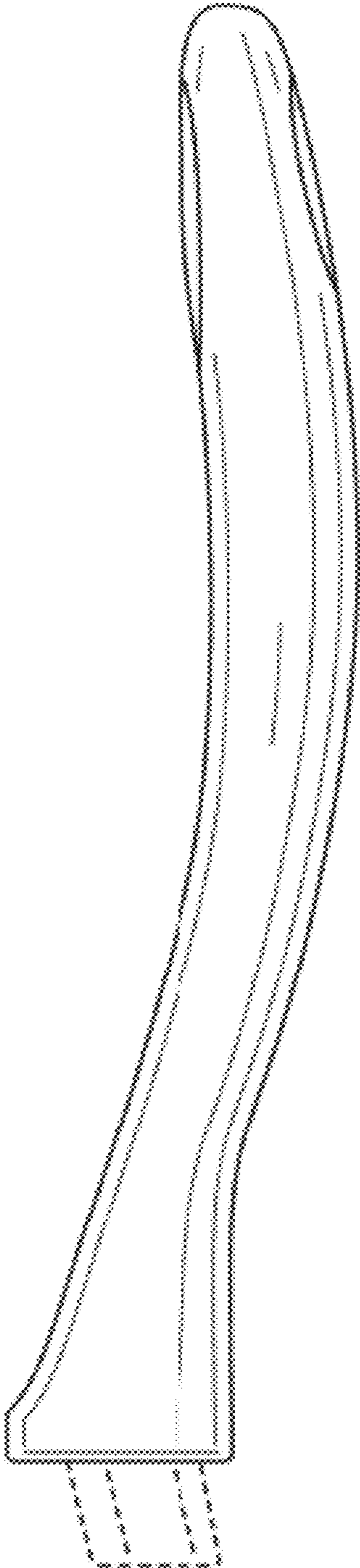


FIG. 4

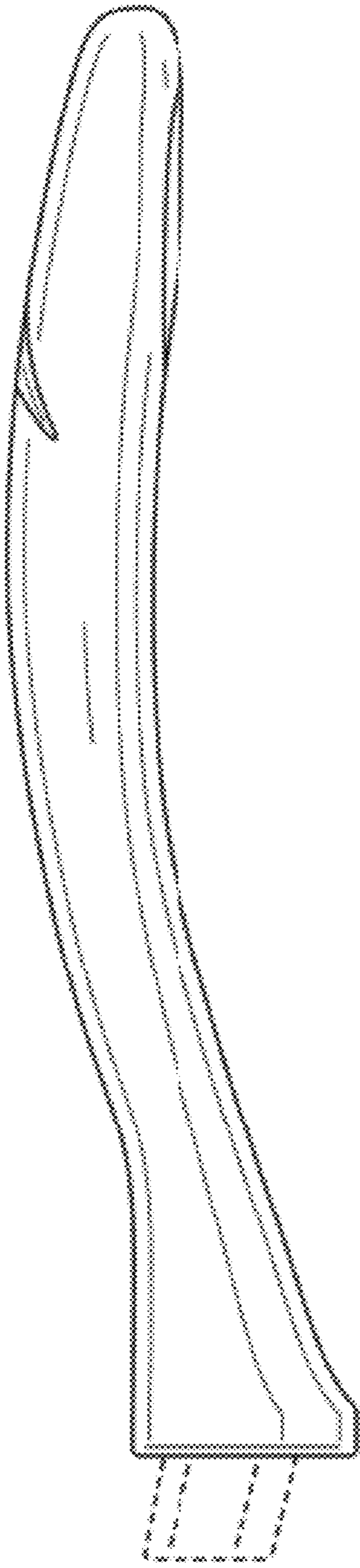


FIG. 5

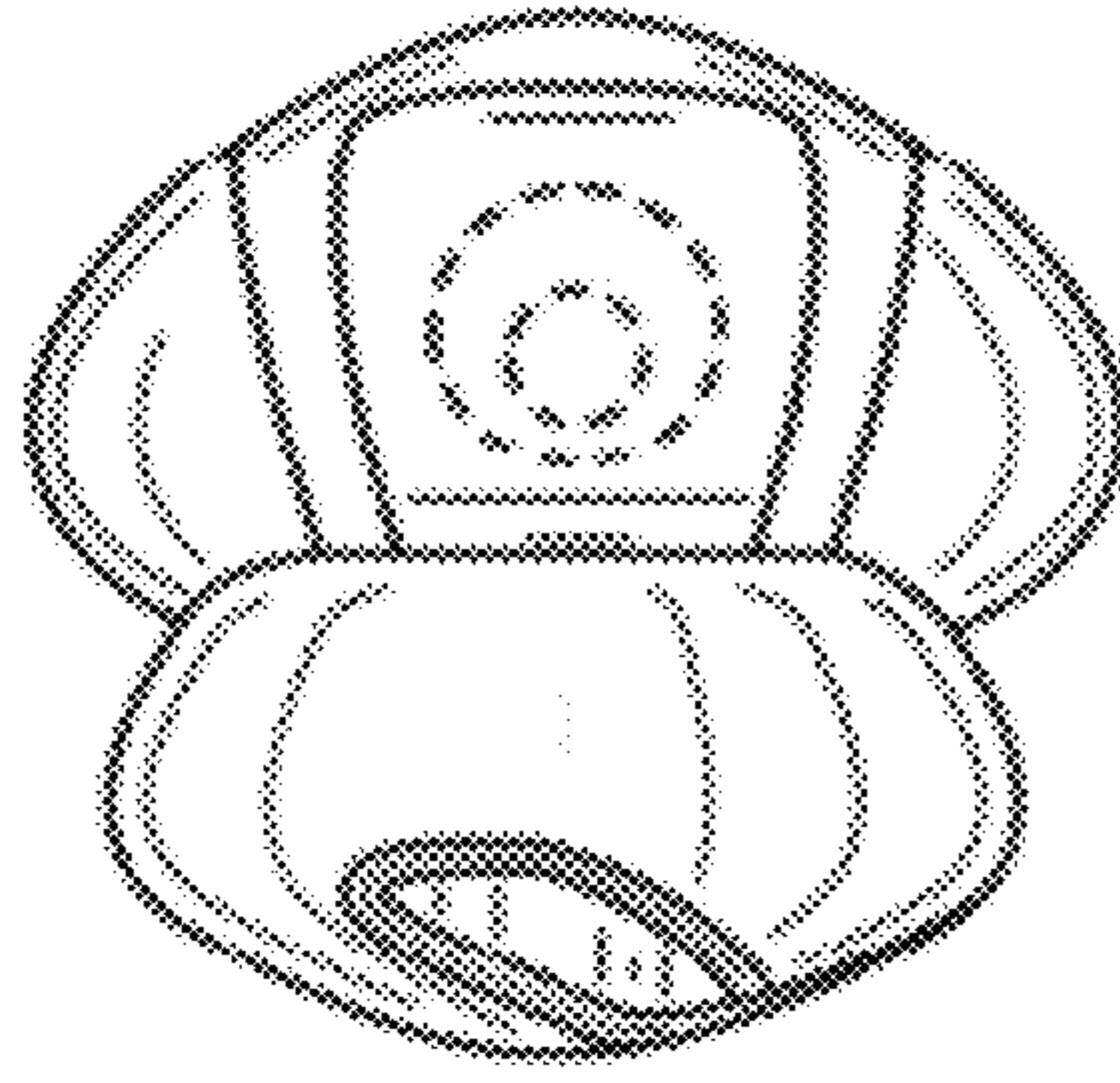


FIG. 6

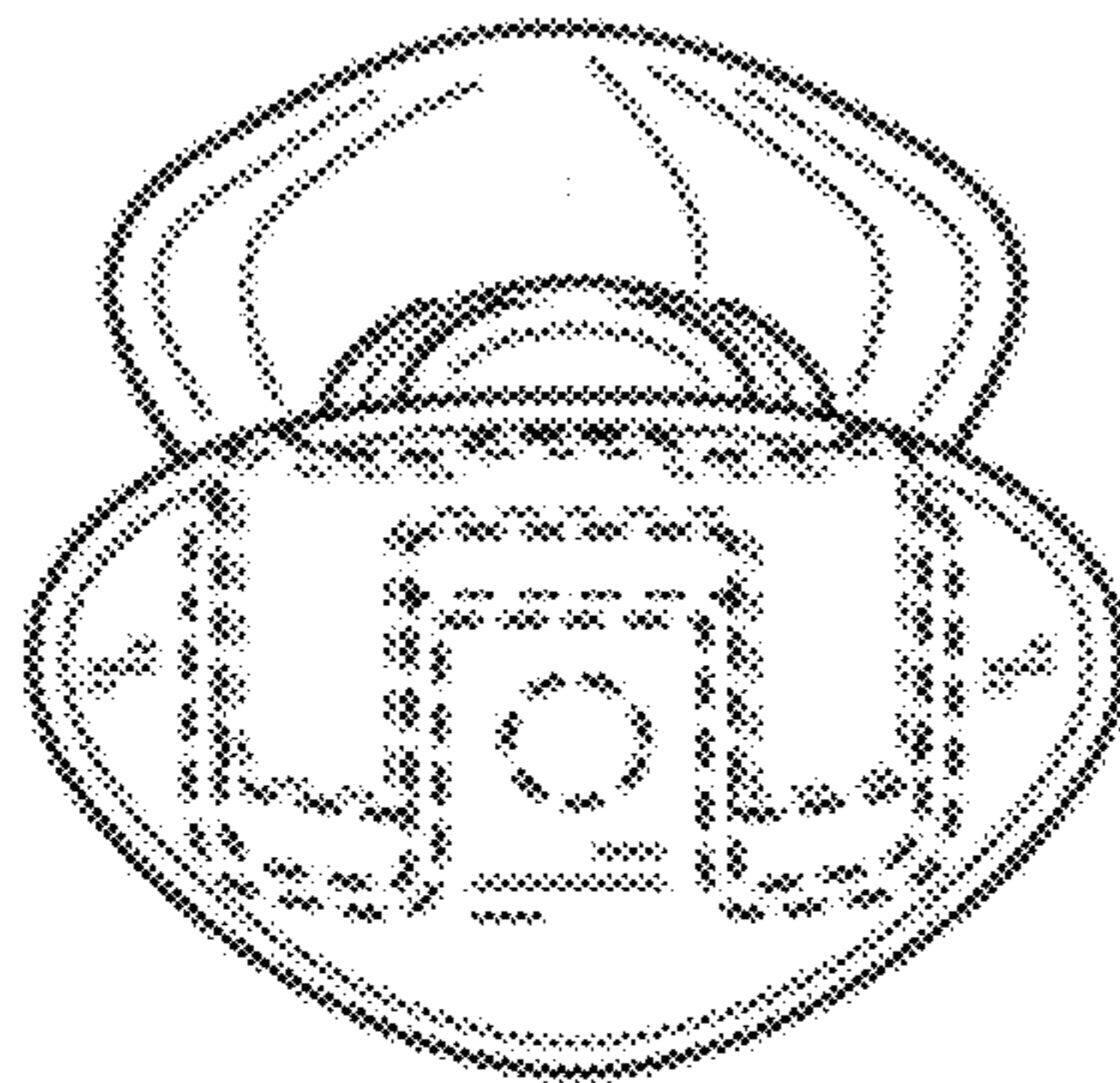


FIG. 7