

US00D654300S

(12) **United States Design Patent**
Bradley et al.

(10) **Patent No.:** **US D654,300 S**

(45) **Date of Patent:** **** Feb. 21, 2012**

(54) **OVEN STONE**

(75) Inventors: **Kevin Bradley**, Hoffman Estates, IL (US); **Terry Wayne Rosborough**, Sycamore, IL (US); **Robert Benton Snyder**, North Barrington, IL (US)

(73) Assignee: **Haeger Industries, Inc.**, Dundee, IL (US)

(**) Term: **14 Years**

(21) Appl. No.: **29/370,275**

(22) Filed: **Jun. 24, 2010**

(51) **LOC (9) Cl.** **07-02**

(52) **U.S. Cl.** **D7/354**

(58) **Field of Classification Search** D7/323, D7/328-332, 334-341, 347-348, 350.1, 351-367, D7/388, 409, 545, 552.1, 554.3, 586, 693; D10/47; D19/92; D23/308; 99/324-325, 99/331, 339-340, 349, 353, 358, 369, 372-377, 99/380-389, 392, 425, 444-445; 206/557; 219/386, 450.1, 521-525, 620-622, 732-734; 294/172

See application file for complete search history.

(56) **References Cited**

U.S. PATENT DOCUMENTS

1,351,285 A * 8/1920 Chess 294/172
D173,120 S * 9/1954 Levenhagen D7/554.3
D188,431 S * 7/1960 Quistgaard D7/545
D213,575 S * 3/1969 Rubin D7/545

D228,861 S * 10/1973 Melich D7/586
D316,116 S * 4/1991 Hawes et al. D19/92
D316,210 S * 4/1991 Giugiaro D7/545
D331,709 S * 12/1992 Nardin D10/47
D418,909 S * 1/2000 Mockett D23/308
D451,347 S * 12/2001 Kleckauskas et al. D7/552.1
D461,995 S * 8/2002 Massaloux et al. D7/554.3
D472,767 S * 4/2003 Gebhardt et al. D7/552.1
6,814,235 B2 * 11/2004 Wang 206/557
D539,075 S * 3/2007 Schuler D7/354
D539,601 S * 4/2007 Logan D7/354
D581,203 S * 11/2008 Simon et al. D7/354
D581,205 S * 11/2008 Simon et al. D7/354
D609,974 S * 2/2010 Maertz D7/545

* cited by examiner

Primary Examiner — Ricky Pham

(74) *Attorney, Agent, or Firm* — Olson & Cepuritis, Ltd.

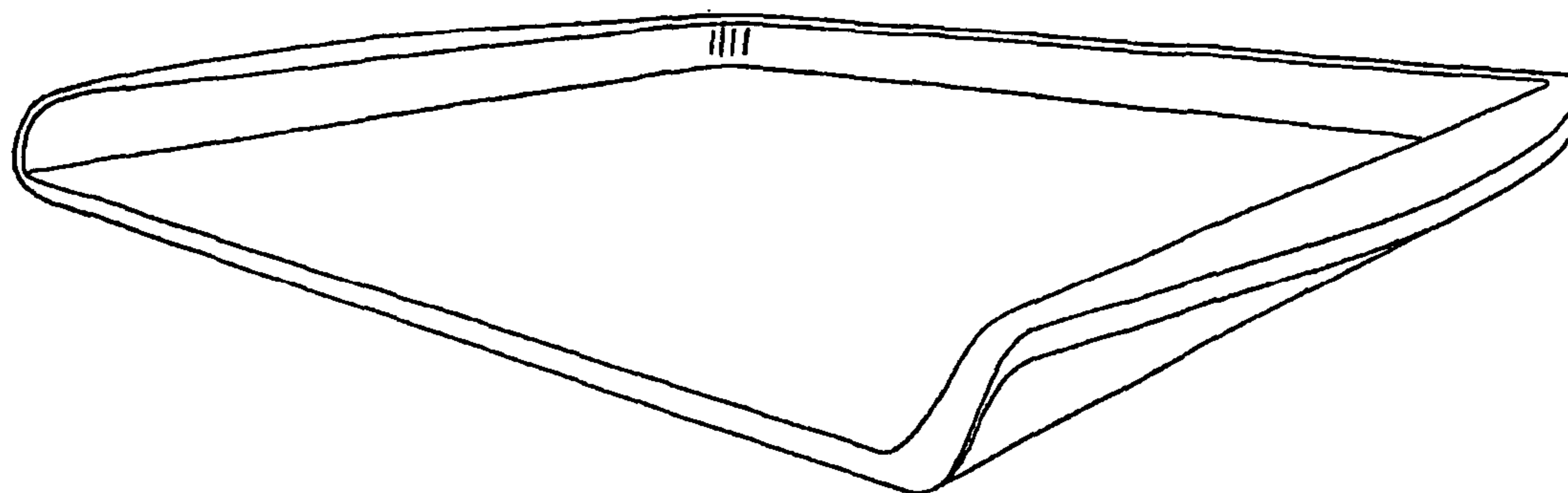
(57) **CLAIM**

The ornamental design for an oven stone, as shown and described.

DESCRIPTION

FIG. 1 is a perspective view of an oven stone;
FIG. 2 is a bottom plan view of the oven stone of FIG. 1;
FIG. 3 is a back elevation view of the oven stone of FIG. 1;
FIG. 4 is a top plan view of the oven stone of FIG. 1;
FIG. 5 is a front elevation view of the oven stone of FIG. 1;
and,
FIG. 6 is a side elevation view of the oven stone of FIG. 1.
The broken lines shown in the drawings are for illustrative purposes only and form no part of the claimed design.

1 Claim, 2 Drawing Sheets



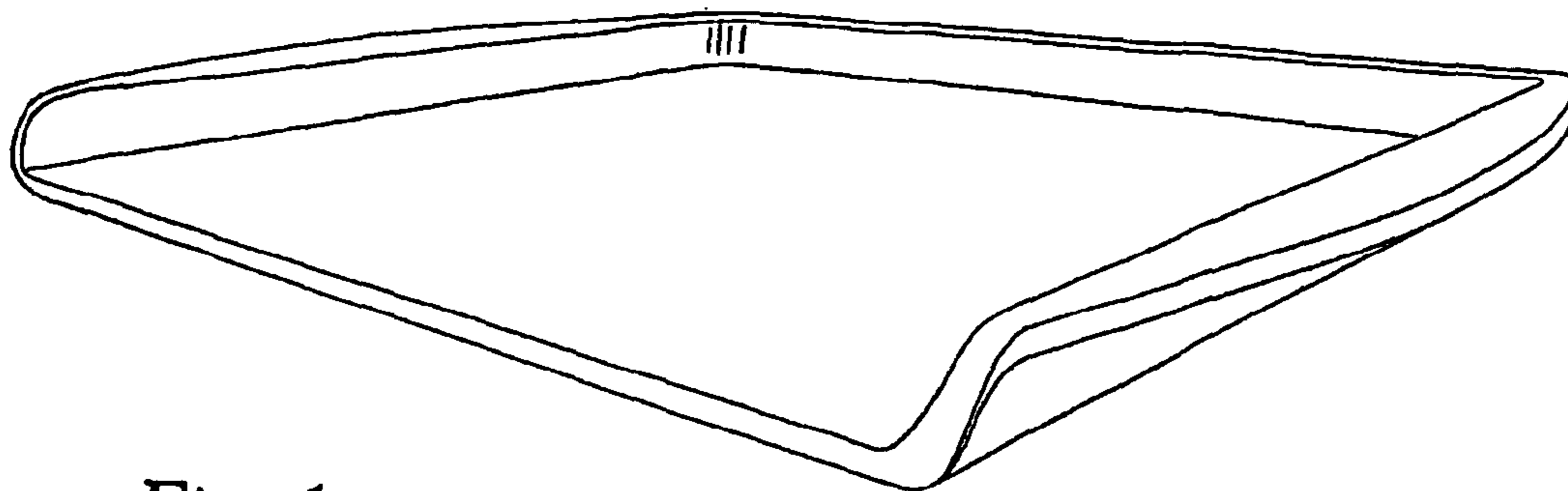


Fig. 1

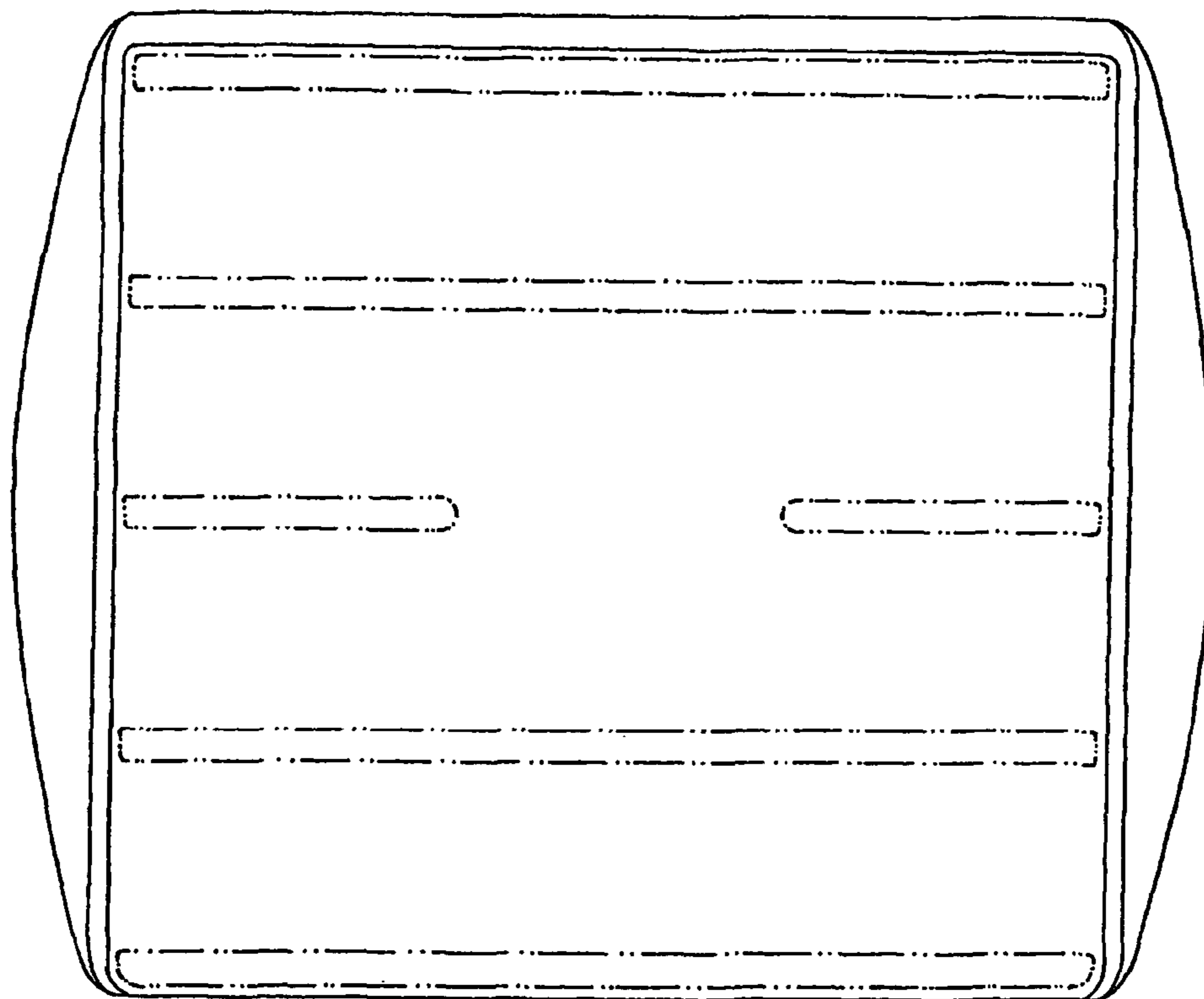


Fig. 2

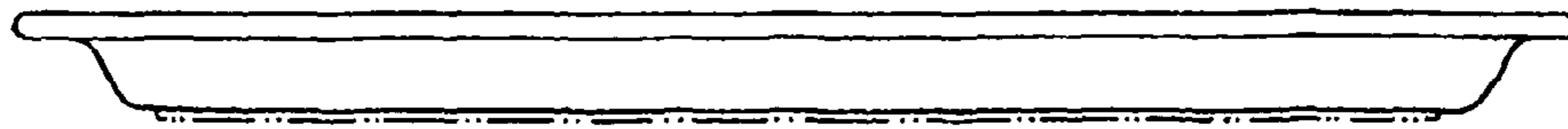


Fig. 3




Fig. 4

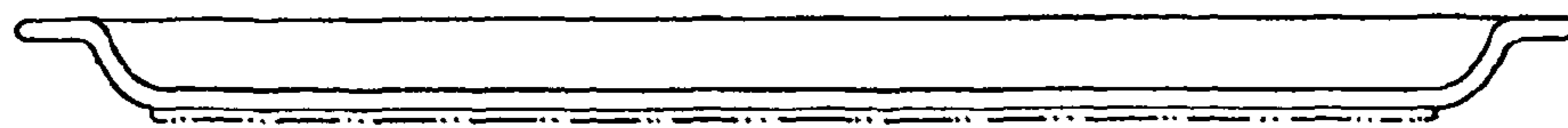


Fig. 5

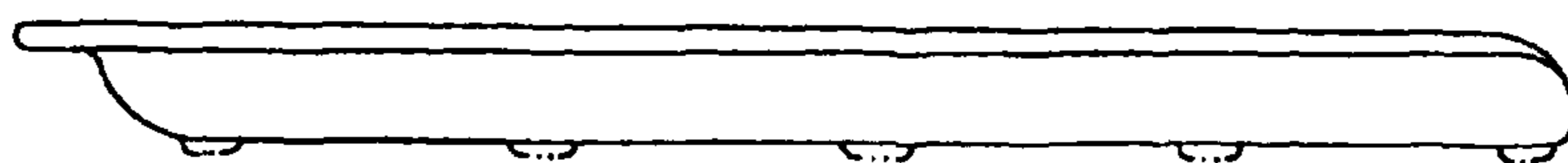


Fig. 6

UNITED STATES PATENT AND TRADEMARK OFFICE
CERTIFICATE OF CORRECTION

PATENT NO. : D654,300 S
APPLICATION NO. : 29/370275
DATED : February 21, 2012
INVENTOR(S) : Kevin Bradley et al.

Page 1 of 1

It is certified that error appears in the above-identified patent and that said Letters Patent is hereby corrected as shown below:

Title page, Col. 2, item [57] Line 57, "CLAIM" should be --WE CLAIM--

Signed and Sealed this
Twenty-fourth Day of April, 2012

A handwritten signature in black ink that reads "David J. Kappos". The signature is written in a cursive, slightly slanted style.

David J. Kappos
Director of the United States Patent and Trademark Office