



US00D654297S

(12) **United States Design Patent**
Lion et al.

(10) **Patent No.:** **US D654,297 S**

(45) **Date of Patent:** **** Feb. 21, 2012**

(54) **OVAL COOKING IMPLEMENT**

(75) Inventors: **Mathieu Lion**, Paris (FR); **Elodie Brisset**, Paris (FR)

(73) Assignee: **Mastrad, S.A.**, Paris (FR)

(**) Term: **14 Years**

(21) Appl. No.: **29/390,506**

(22) Filed: **Apr. 26, 2011**

(51) **LOC (9) Cl.** **07-02**

(52) **U.S. Cl.** **D7/323**

(58) **Field of Classification Search** D7/323,
D7/354-361, 387-388, 350-352, 407-409,
D7/500, 550.1; 220/573.1; 211/74; 99/378,
99/448-449, 324, 422-425, 444, 450; 219/725-733;
126/337 R

See application file for complete search history.

(56) **References Cited**

U.S. PATENT DOCUMENTS

- 1,336,734 A * 4/1920 De Graff 99/375
- D363,635 S * 10/1995 Cashin et al. D7/354
- D505,590 S * 5/2005 Greiner et al. D7/409

- D545,125 S * 6/2007 Dodge et al. D7/409
- D611,300 S * 3/2010 Chen et al. D7/409
- D621,217 S * 8/2010 Zemel D7/408

* cited by examiner

Primary Examiner — Catheri Oliver

(74) *Attorney, Agent, or Firm* — Connolly Bove Lodge & Hutz LLP

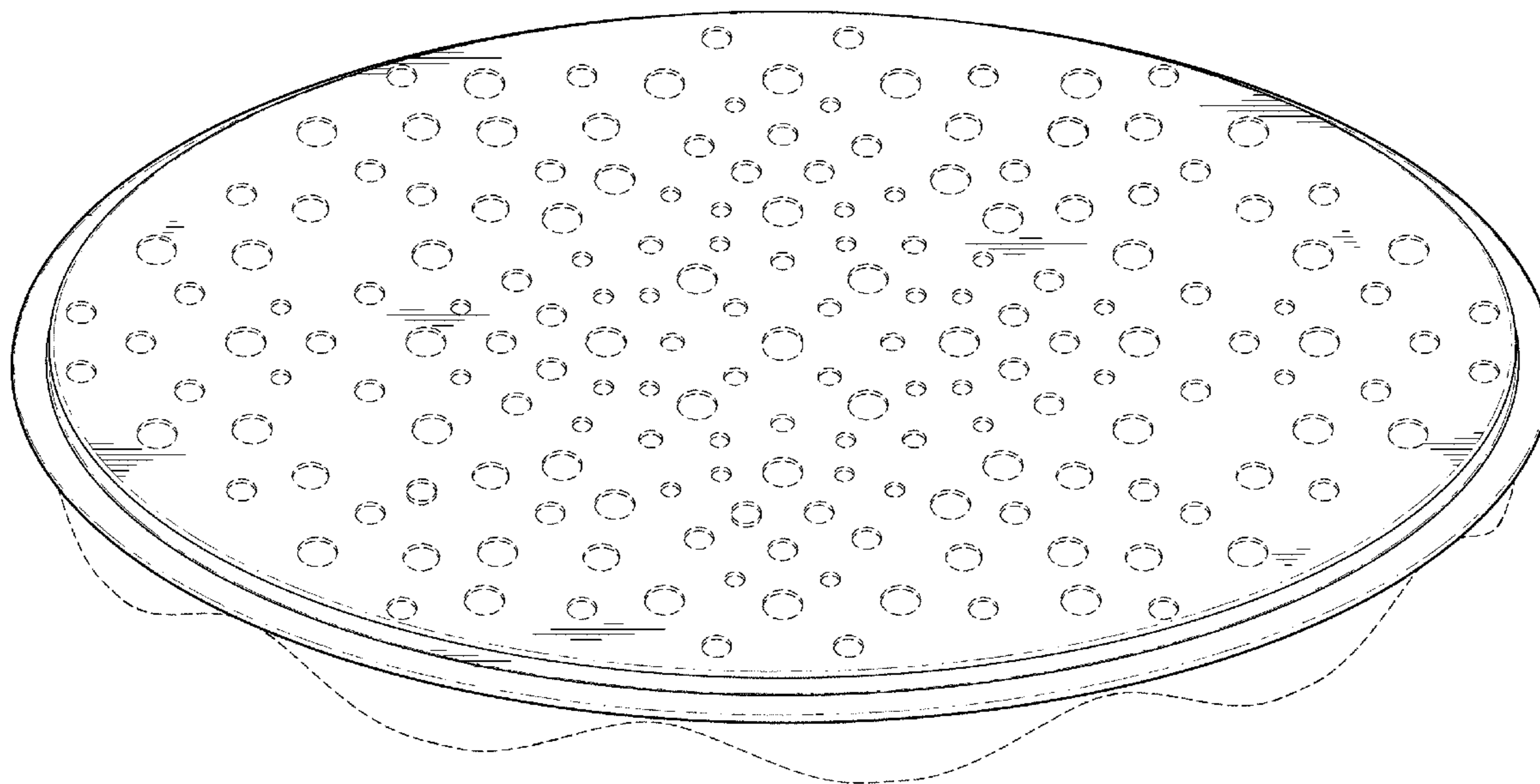
(57) **CLAIM**

The ornamental design for an oval cooking implement, as shown and described.

DESCRIPTION

FIG. 1 is a perspective view of the cooking implement;
 FIG. 2 is a top view of the cooking implement;
 FIG. 3 is an end view of the cooking implement, with the opposite end view being the same;
 FIG. 4 is a side view of the cooking implement, with the opposite side view being the same; and,
 FIG. 5 is a bottom view of the cooking implement.
 The broken line showing of environment in the drawings is included for the purpose of illustrating only and forms no part of the claimed design.

1 Claim, 5 Drawing Sheets



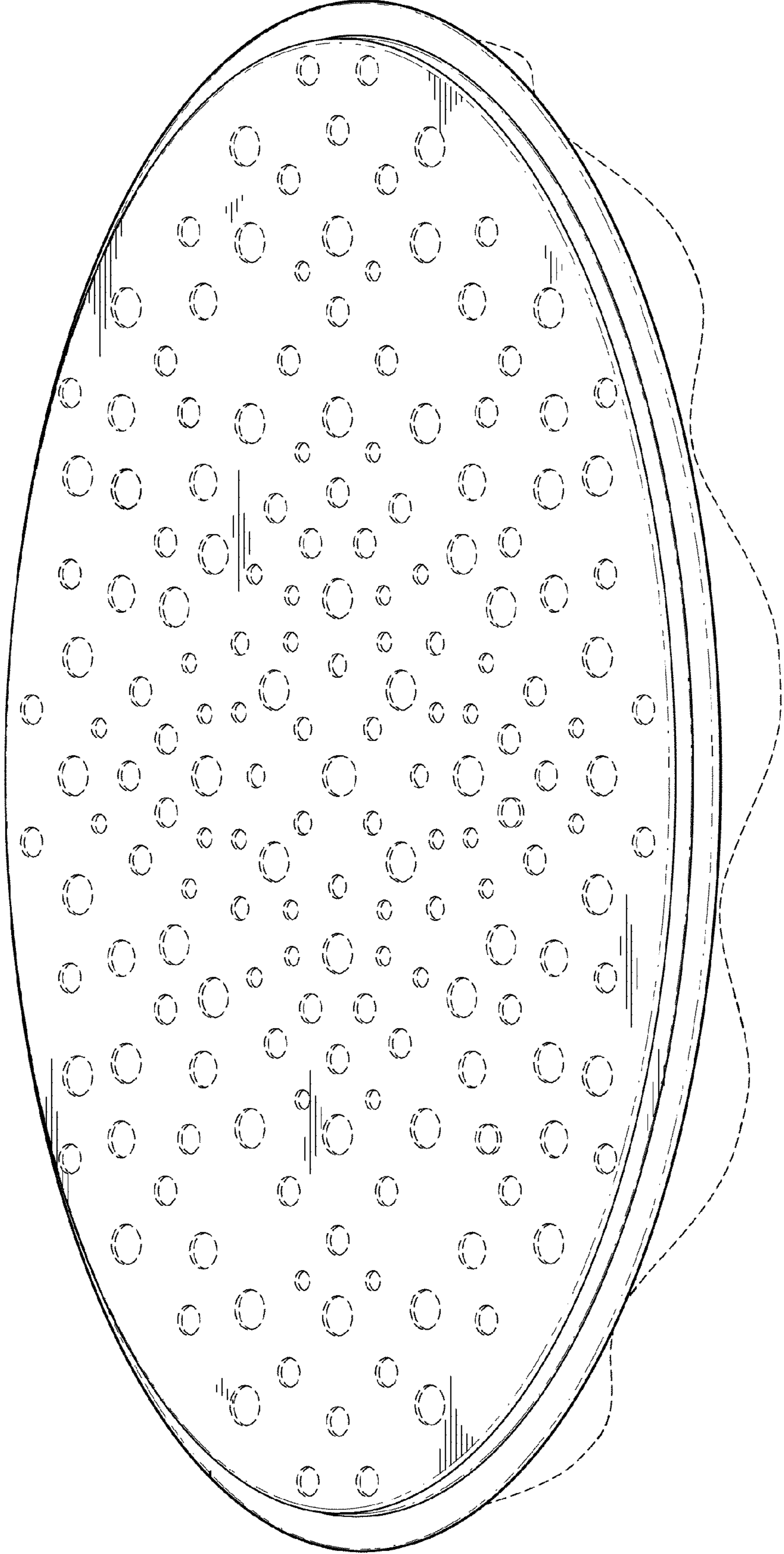


FIG. 1

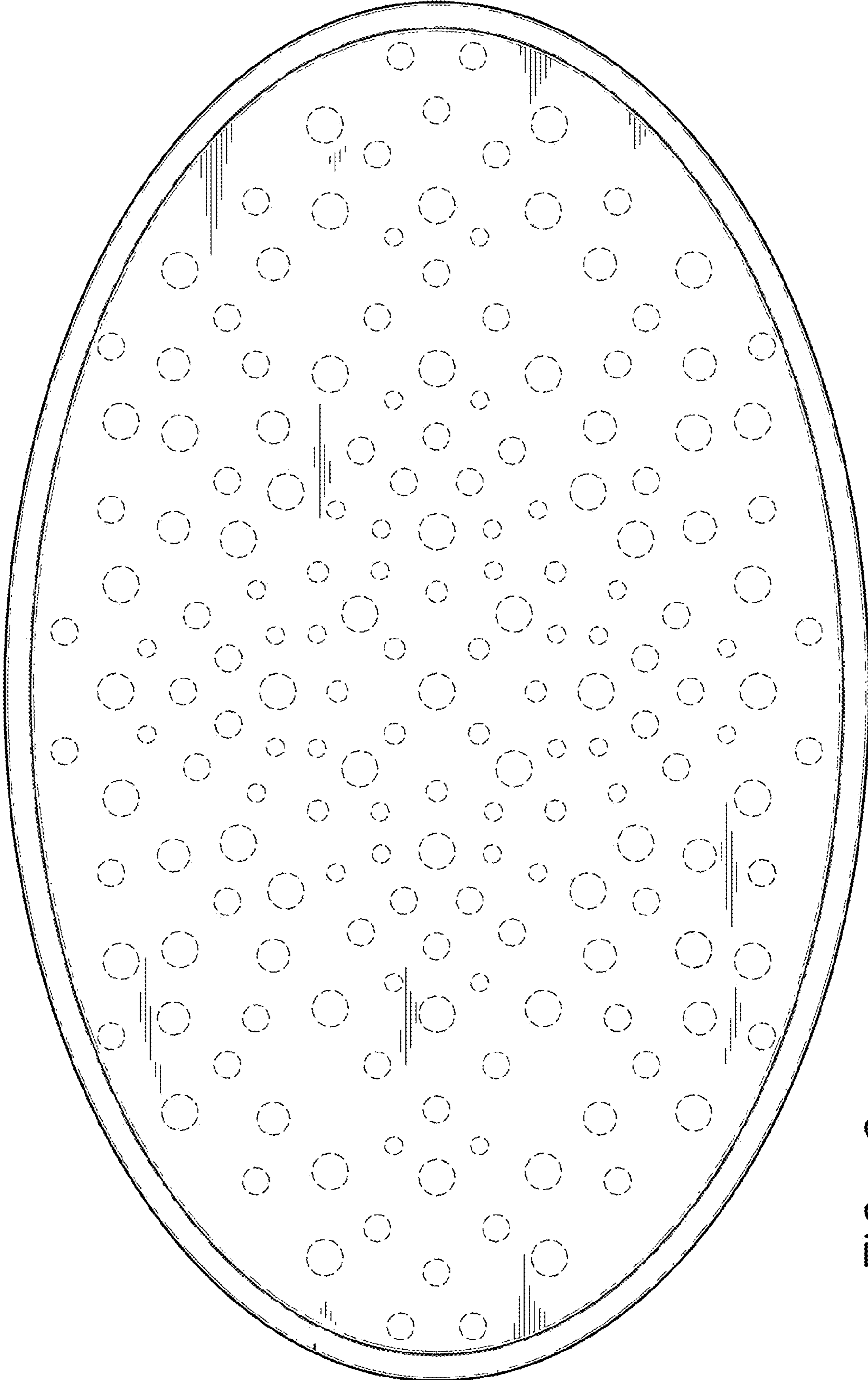


FIG. 2

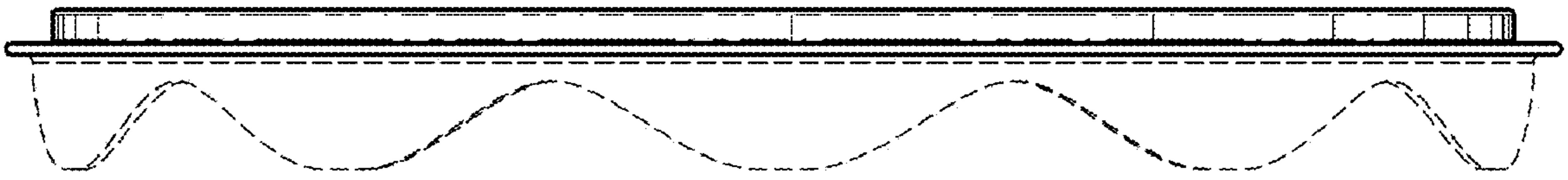


FIG. 3




FIG. 4

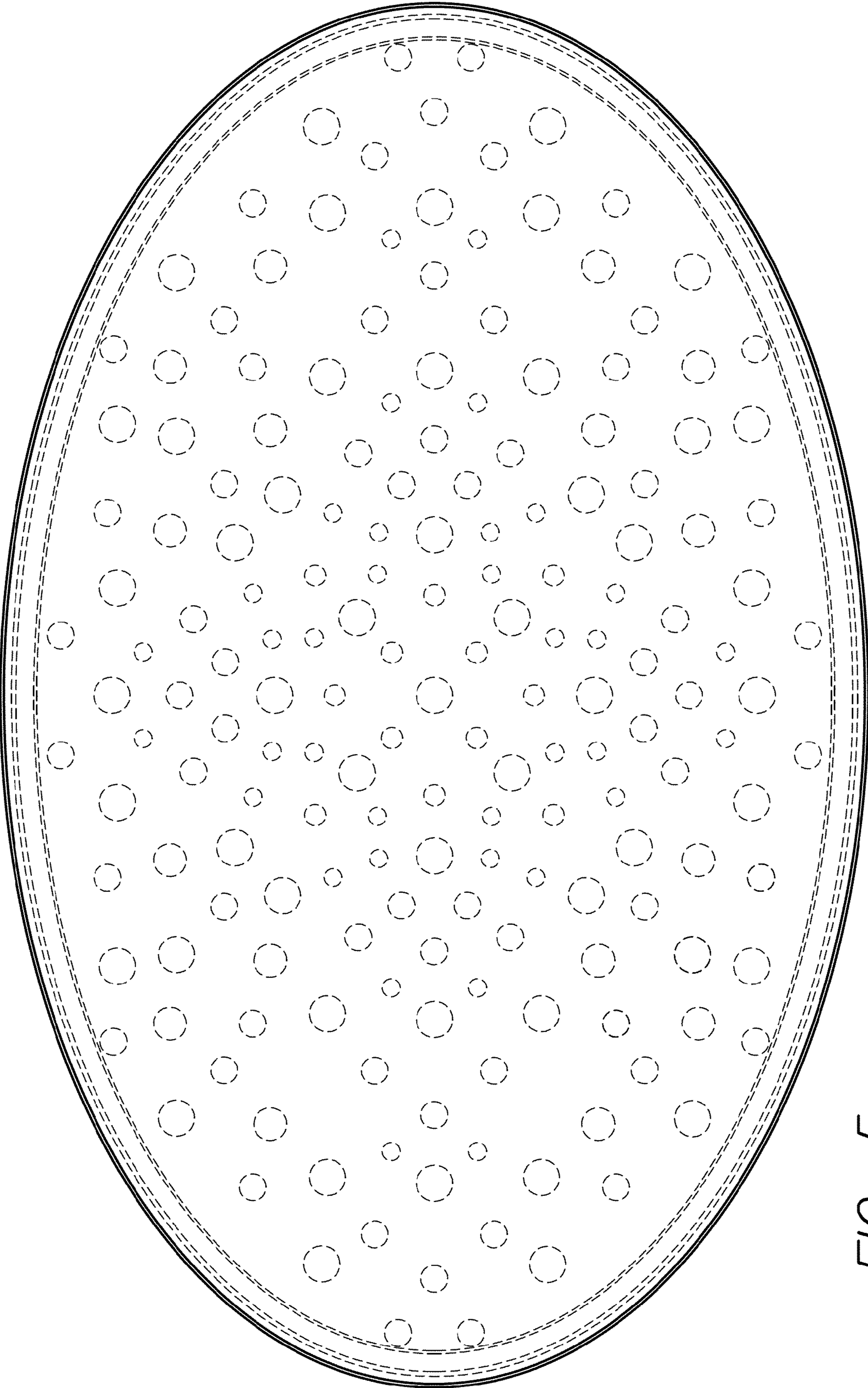


FIG. 5