

US00D654288S

(12) **United States Design Patent**
Lecoutre

(10) **Patent No.:** **US D654,288 S**

(45) **Date of Patent:** **** Feb. 21, 2012**

(54) **COMBINED DISPLAY STAND AND SAMPLE**

(56) **References Cited**

(75) Inventor: **Jean-Paul Lecoutre**, Conde sur Iton (FR)

U.S. PATENT DOCUMENTS

(73) Assignee: **Valois SAS**, Le Neubourg (FR)

2,161,854	A *	6/1939	Copell	248/315
D145,045	S *	6/1946	Plasket	D6/450
2,401,615	A *	6/1946	Chittum	40/124.18
D198,339	S *	6/1964	Edell	D9/722
3,275,274	A *	9/1966	Hutcheon	248/309.1
3,286,835	A *	11/1966	Crane, Jr.	206/489
3,426,911	A *	2/1969	Seiling	211/13.1
4,328,894	A *	5/1982	Edell	206/461
D287,105	S *	12/1986	Osterhout	D9/415
D537,345	S *	2/2007	Duquet	D9/517
D571,210	S *	6/2008	Rozanski	D9/457
D571,660	S *	6/2008	Rozanski	D9/457
2009/0004443	A1 *	1/2009	Nelson	428/195.1

(**) Term: **14 Years**

(21) Appl. No.: **29/359,125**

(22) Filed: **Apr. 6, 2010**

(30) **Foreign Application Priority Data**

Oct. 7, 2009 (EM) 001620634-0004

(51) **LOC (9) Cl.** **06-04**

(52) **U.S. Cl.** **D6/466; D9/719; D9/722**

(58) **Field of Classification Search** D6/396,
D6/449, 450, 453-469, 471, 473, 474, 477,
D6/479; 211/1, 13.1, 42, 43, 49.4, 50, 52,
211/53, 55, 56, 58, 60.1, 66, 70.3, 71.01,
211/72-74, 85.2, 85.8, 187; D9/451, 434,
D9/457, 517, 719, 722; D20/19; 40/124.01-124.09,
40/124.11-124.19, 124.191; 206/461, 462,
206/471, 477, 480, 489; 248/309.1, 315;
428/195.1

See application file for complete search history.

* cited by examiner

Primary Examiner — Mary Ann Calabrese

(74) *Attorney, Agent, or Firm* — Sughrue Mion, PLLC

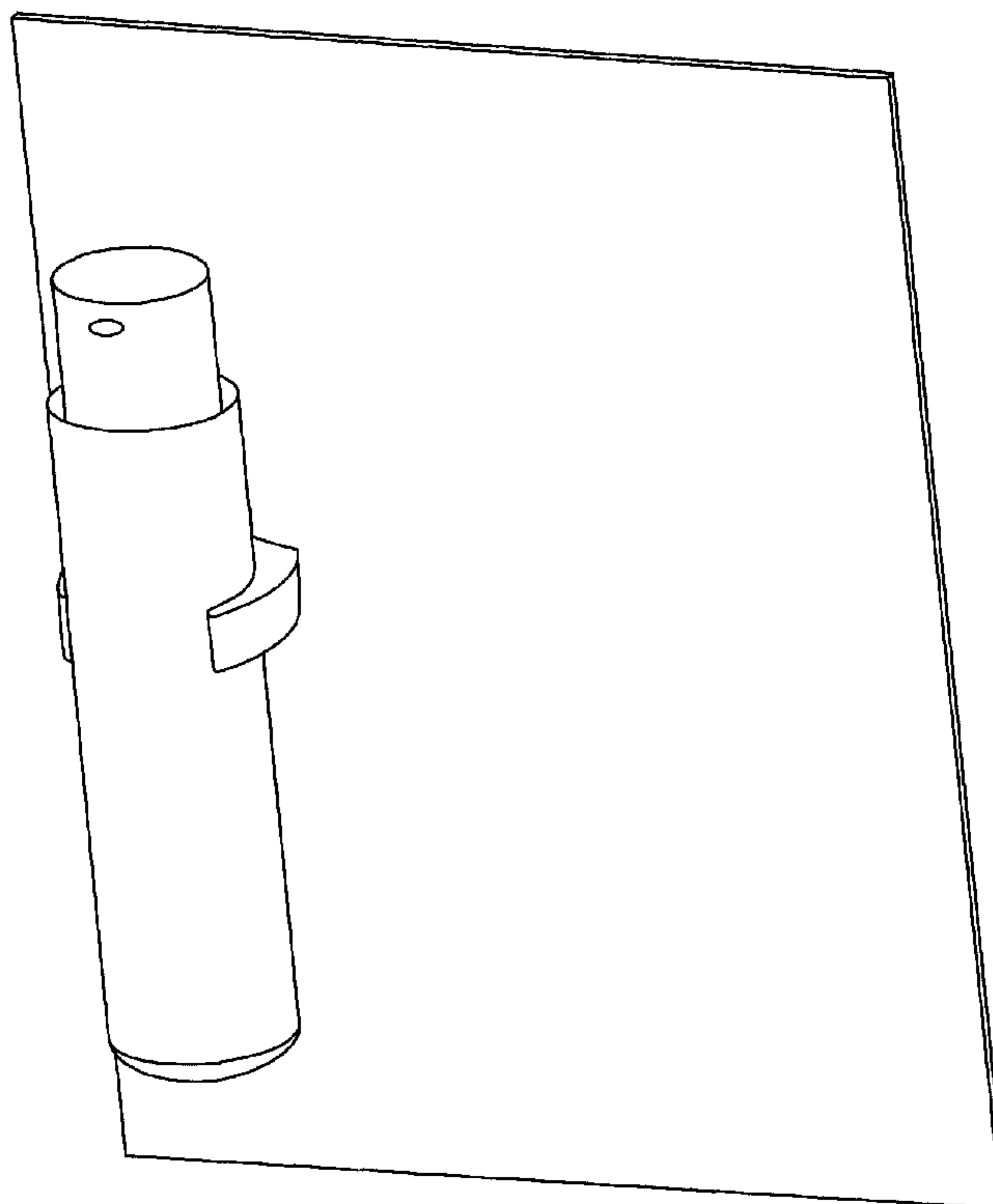
(57) **CLAIM**

The ornamental design for a combined display stand and sample, as shown and described.

DESCRIPTION

FIG. 1 is a perspective view of said design;
FIG. 2 is a left side view;
FIG. 3 is a right side view;
FIG. 4 is a front view;
FIG. 5 is a rear view;
FIG. 6 is a bottom view; and,
FIG. 7 is a top view.

1 Claim, 7 Drawing Sheets



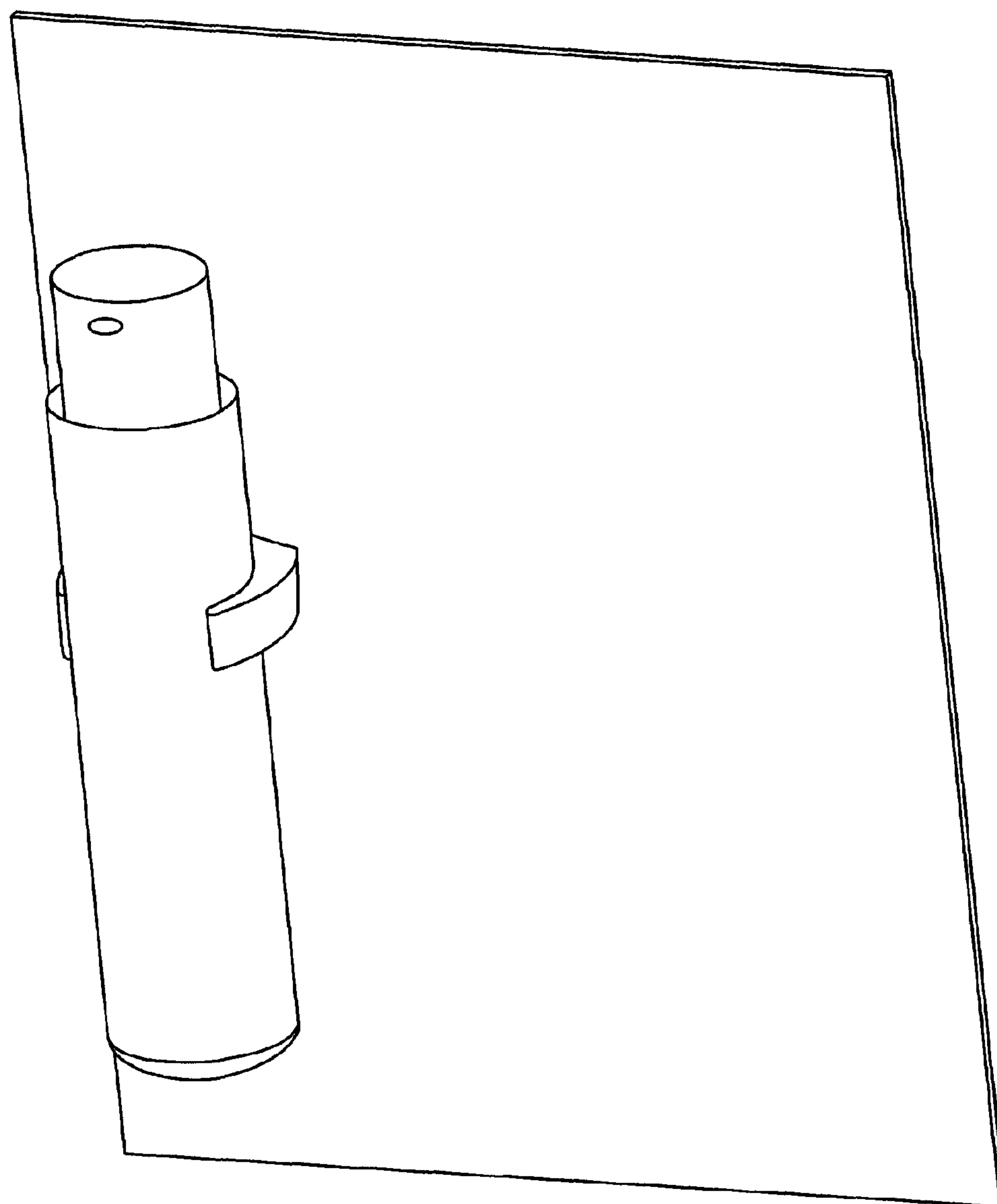


FIG. 1

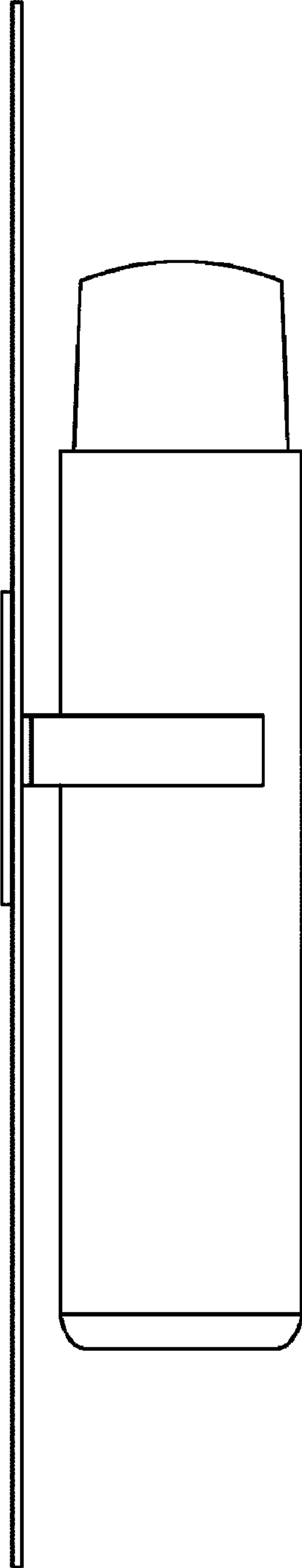


FIG. 2

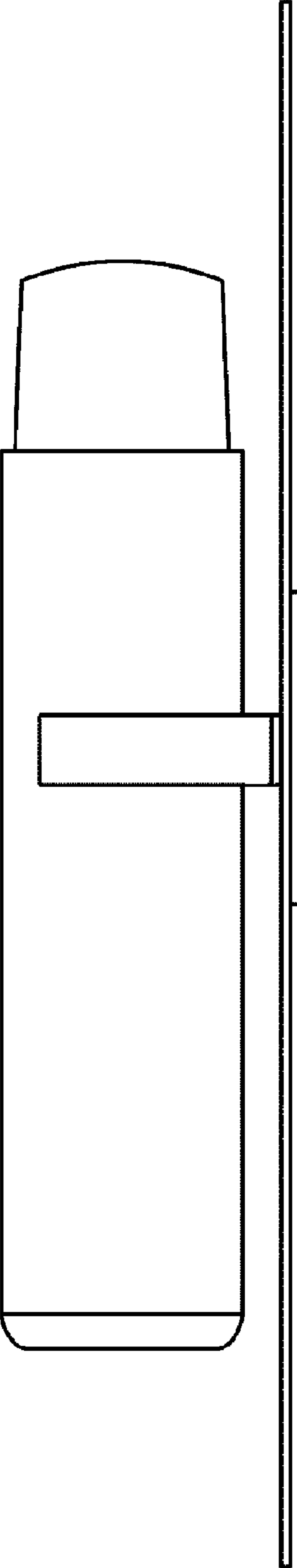


FIG. 3

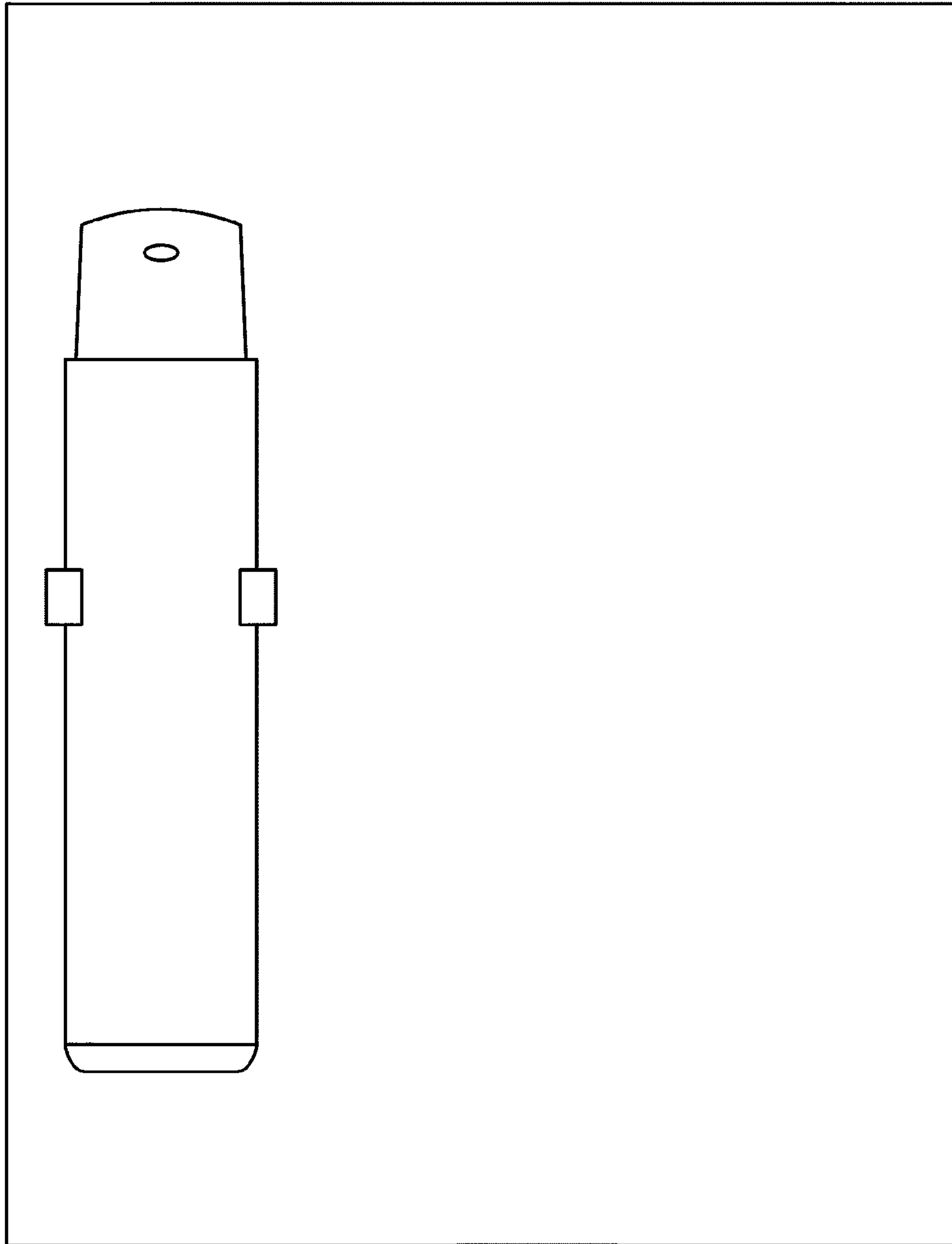


FIG. 4




FIG. 5



FIG. 6



FIG. 7