



US00D654279S

(12) **United States Design Patent**
Barile

(10) **Patent No.:** **US D654,279 S**

(45) **Date of Patent:** **** Feb. 21, 2012**

(54) **STOOL**

(75) Inventor: **Peter W. Barile**, Morristown, TN (US)

(73) Assignee: **Daniel Paul Chairs, LLC**, Morristown, TN (US)

(**) Term: **14 Years**

(21) Appl. No.: **29/361,496**

(22) Filed: **May 12, 2010**

(51) **LOC (9) Cl.** **06-01**

(52) **U.S. Cl.** **D6/360**

(58) **Field of Classification Search** D6/334-336,
D6/349, 360, 370, 371, 372, 373, 374, 375,
D6/379, 380, 500-502; 297/445.1, 446.1,
297/447.4, 448.1, 449.1, 452.18, 452.21,
297/452.63

See application file for complete search history.

(56) **References Cited**

U.S. PATENT DOCUMENTS

D357,592 S * 4/1995 Kellen D6/360
D431,380 S * 10/2000 Hutton D6/360

D468,919 S * 1/2003 Juneau D6/360
D502,611 S * 3/2005 Williams D6/360
D528,813 S 9/2006 Sienkowski et al.
D617,567 S * 6/2010 Stiker Metral D6/360

* cited by examiner

Primary Examiner — Mimosa De

(74) *Attorney, Agent, or Firm* — Pitts & Lake, P.C.

(57) **CLAIM**

I claim the ornamental design for a stool, as shown and described.

DESCRIPTION

FIG. 1 is a perspective view of the design of the present invention for a stool;

FIG. 2 is a front elevation view of the stool of FIG. 1;

FIG. 3 is a rear elevation view of the stool of FIG. 1;


FIG. 4 is a right side elevation view of the stool of FIG. 1, the left side being a mirror image;

FIG. 5 is a top end view of the stool of FIG. 1; and,

FIG. 6 is a bottom end view of the stool of FIG. 1.

The broken lines showing of the foot rests are for illustrative purposes only and form no part of the claimed design.

1 Claim, 4 Drawing Sheets






Fig. 1

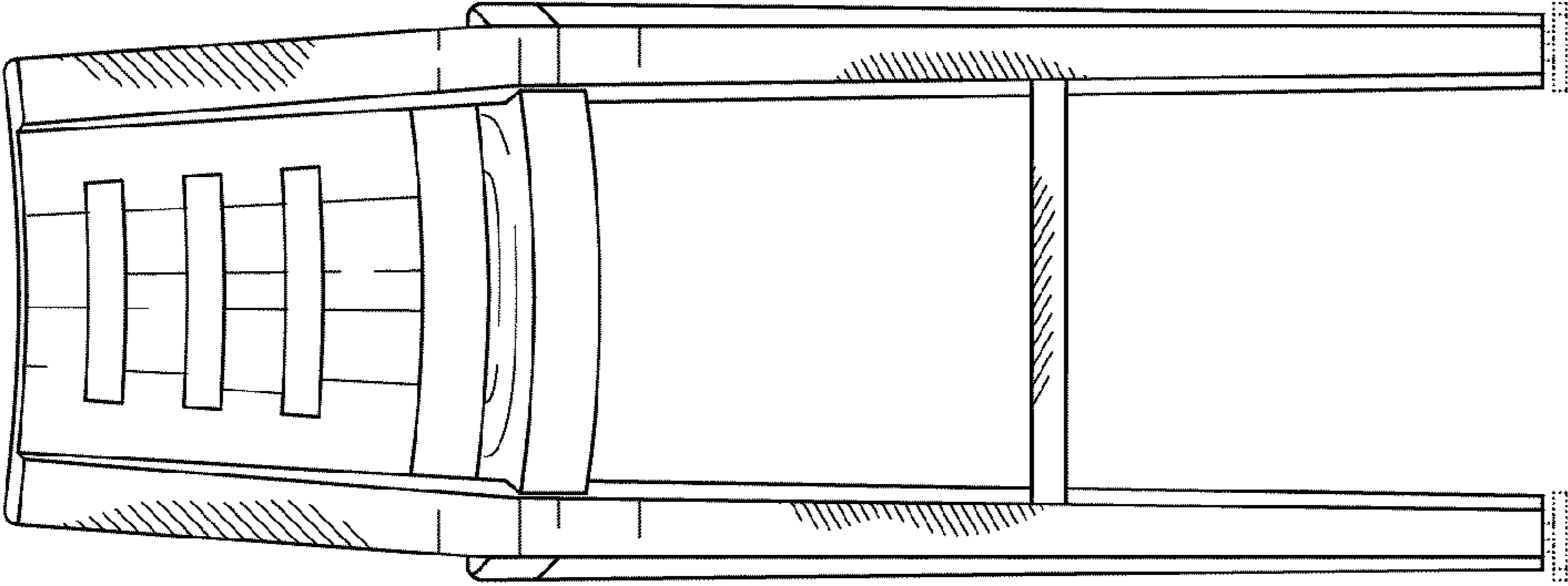


Fig. 3




Fig. 2

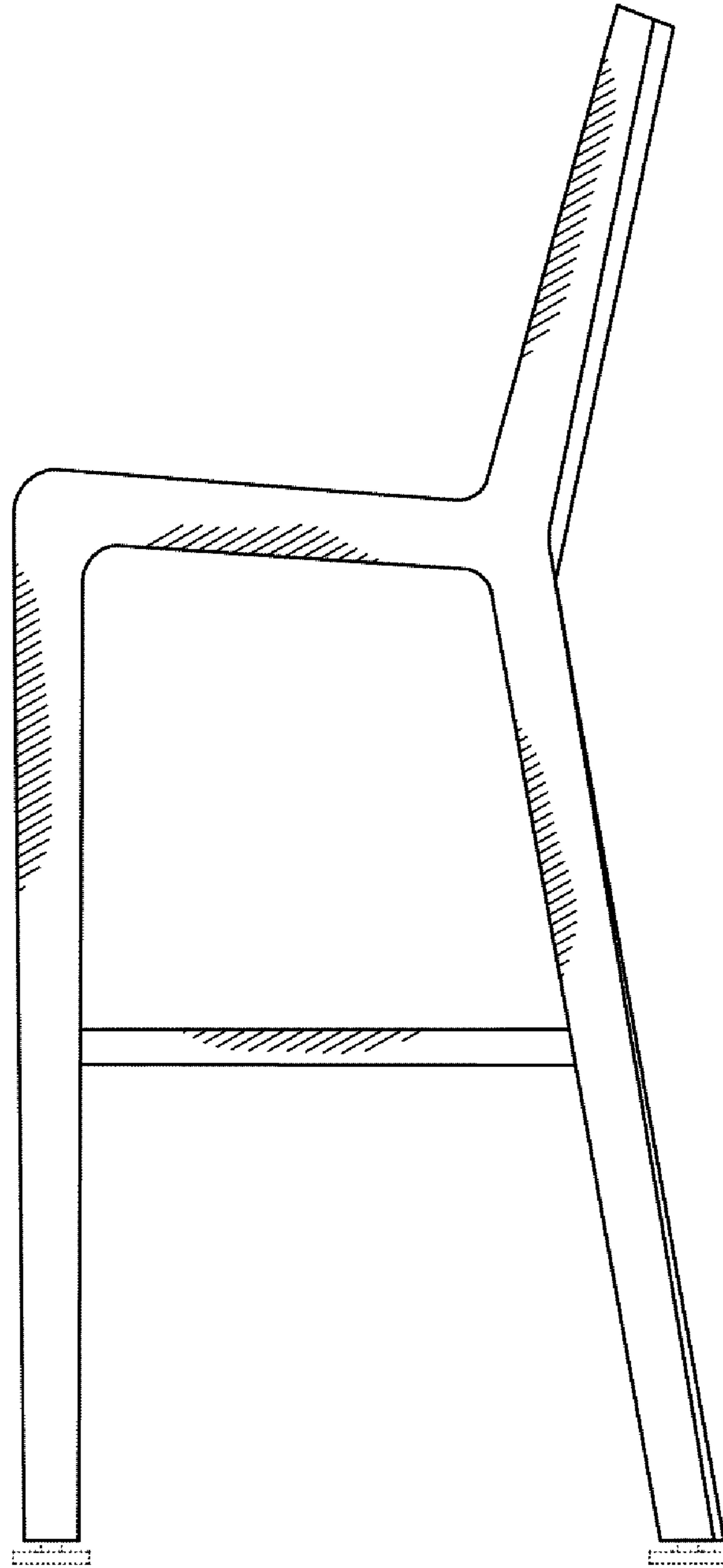


Fig. 4

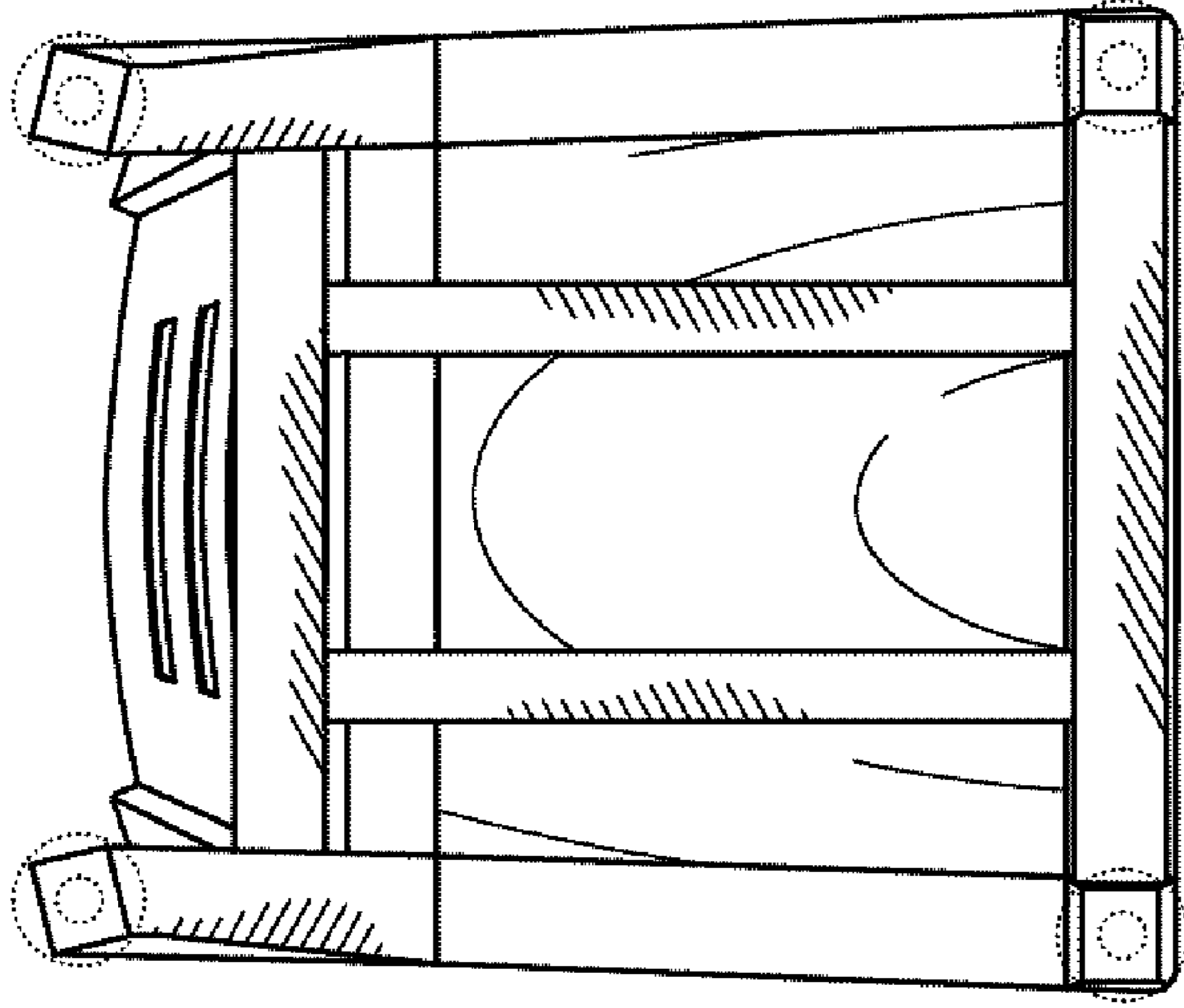


Fig. 5

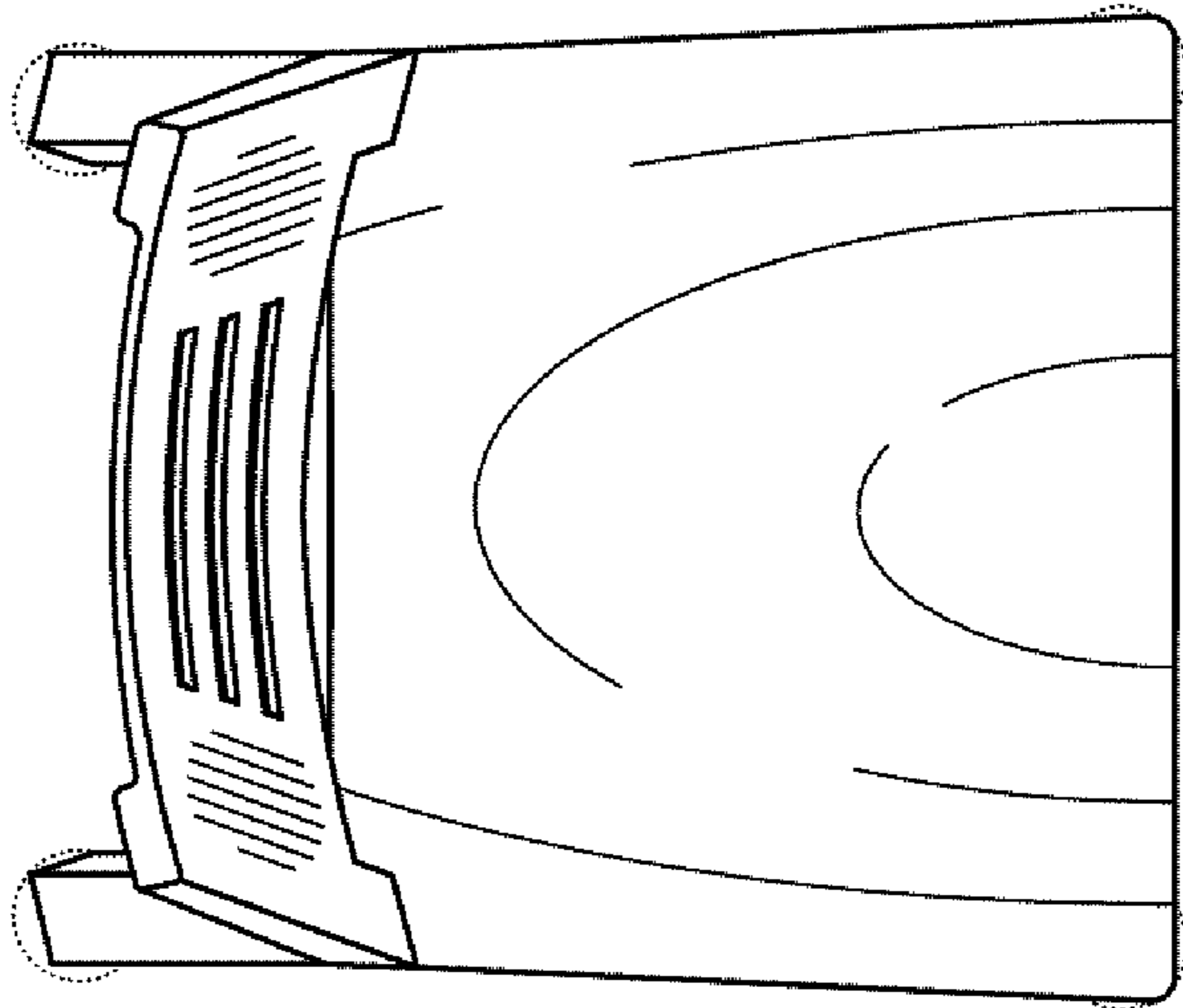


Fig. 6