



US00D654276S

(12) **United States Design Patent**
Jones

(10) **Patent No.:** **US D654,276 S**
(45) **Date of Patent:** **** Feb. 21, 2012**

(54) **GARMENT HANGER**
(75) Inventor: **Michael Edward Jones, Ruthin (GB)**
(73) Assignee: **Mainetti (UK) Limited (GB)**
(**) Term: **14 Years**

D273,073	S	*	3/1984	Batts et al.	D6/319
5,071,045	A	*	12/1991	Hollis	223/92
D471,722	S	*	3/2003	Williams	D6/318
D521,254	S	*	5/2006	Biu	D6/319
D528,806	S	*	9/2006	Jones	D6/318
D607,217	S	*	1/2010	Warren	D6/318
D623,867	S	*	9/2010	Fort et al.	D6/318
D647,311	S	*	10/2011	Chim	D6/318

(21) Appl. No.: **29/392,416**
(22) Filed: **May 20, 2011**

* cited by examiner

Primary Examiner — Prabhakar Deshmukh
(74) *Attorney, Agent, or Firm* — Jack Schwartz and Associates, PLLC

(30) **Foreign Application Priority Data**
Nov. 22, 2010 (GB) 4017912
(51) **LOC (9) Cl.** **06-08**
(52) **U.S. Cl.** **D6/318**
(58) **Field of Classification Search** D6/315-328;
211/13.1, 86.01, 119.01; 223/85-98
See application file for complete search history.

(57) **CLAIM**
The ornamental design for a garment hanger, as shown and described.

(56) **References Cited**
U.S. PATENT DOCUMENTS
2,310,058 A * 2/1943 Bolten et al. 223/88
2,318,664 A * 5/1943 Bolten et al. 223/92
2,370,391 A * 2/1945 Bolten et al. 223/92
3,069,054 A * 12/1962 Treiman 223/92
3,441,183 A * 4/1969 Chatkis 223/94

DESCRIPTION

FIG. 1 is a top plan view of a garment hanger showing my new design;
FIG. 2 is a front elevational view thereof;
FIG. 3 is a right side elevational view thereof;
FIG. 4 is a rear elevational view thereof;
FIG. 5 is a bottom plan view thereof; and,
FIG. 6 is a left side elevational view thereof.

1 Claim, 2 Drawing Sheets

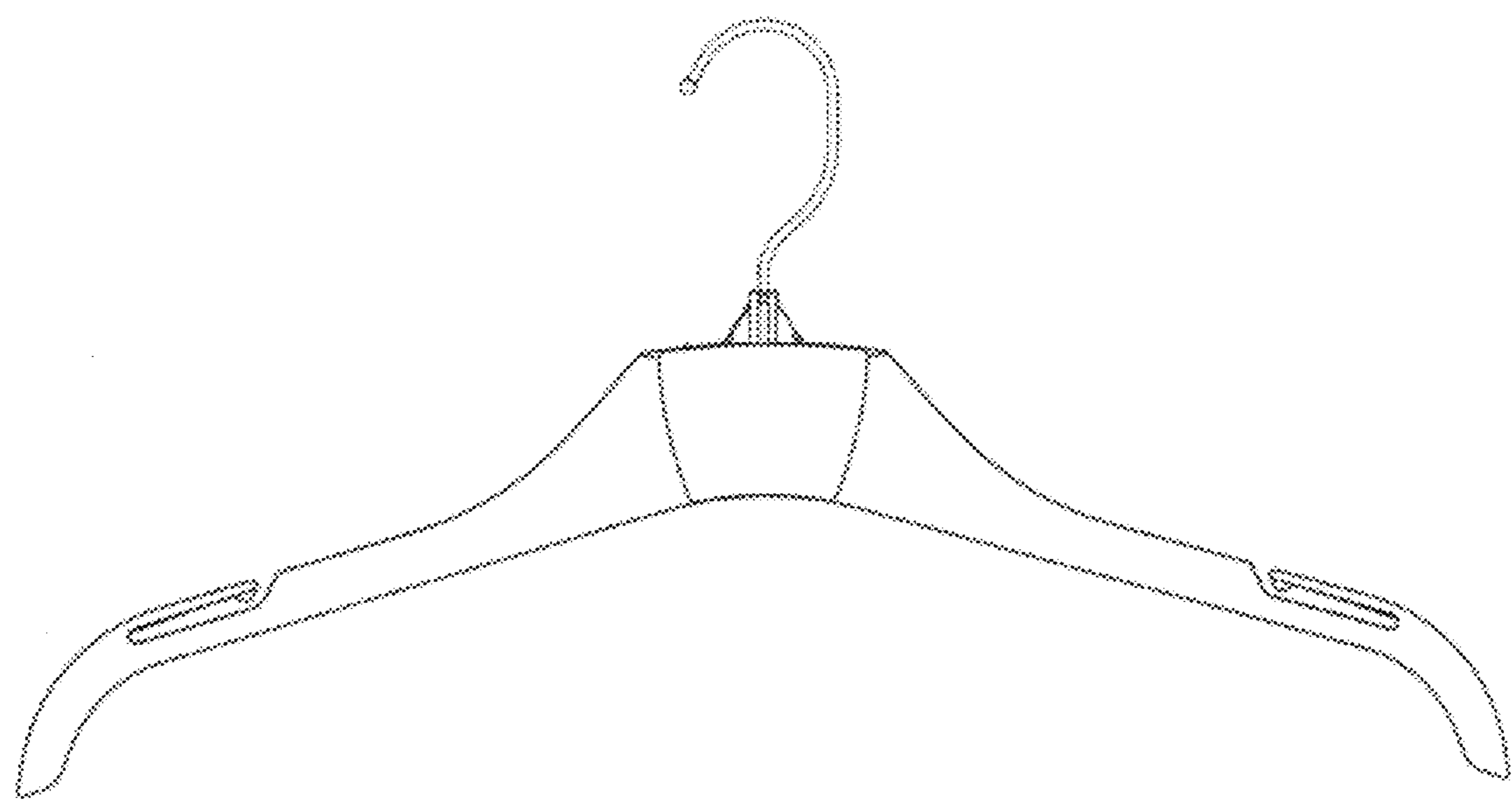


FIGURE 1

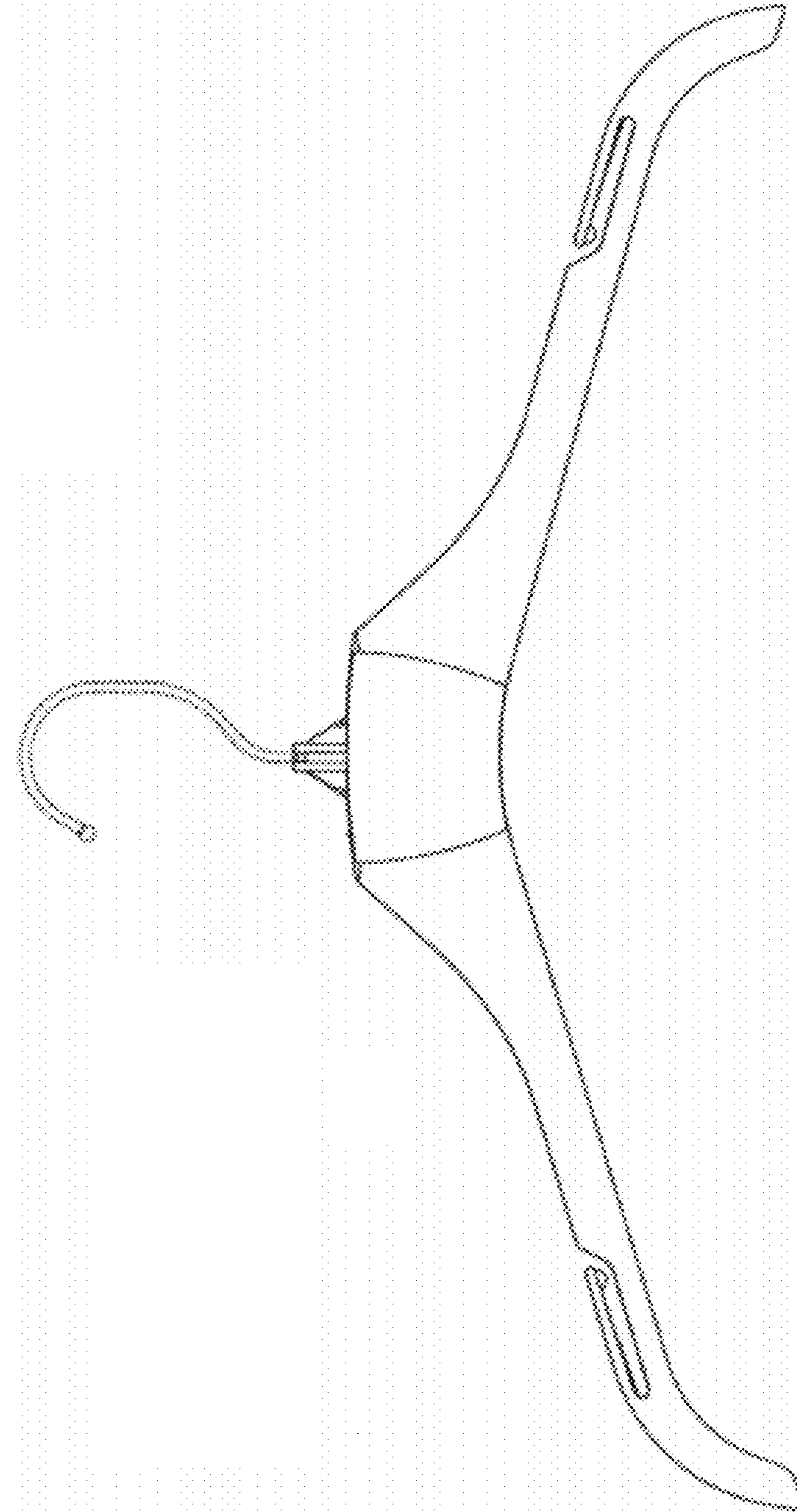



FIGURE 2




FIGURE 3

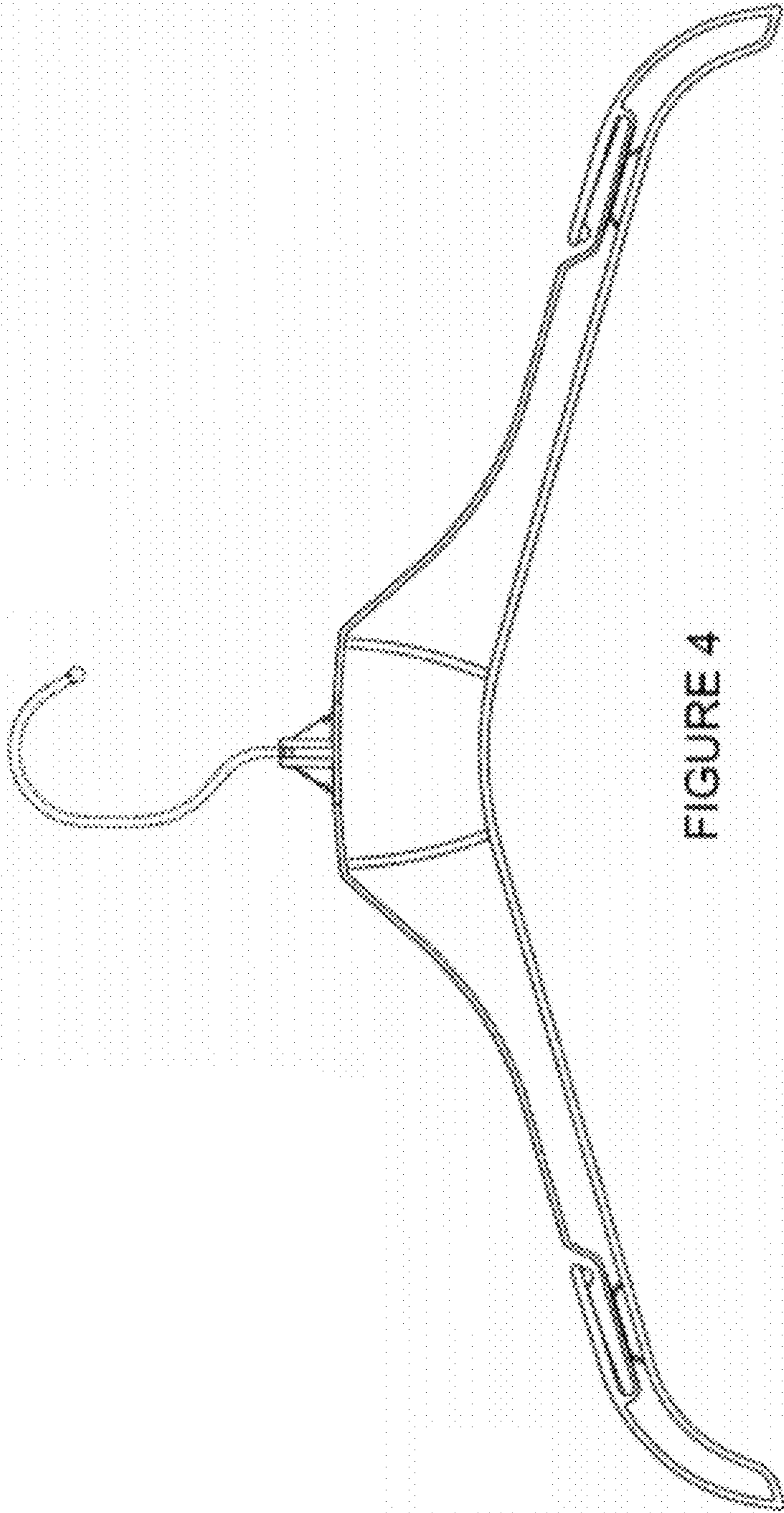


FIGURE 4




FIGURE 6



FIGURE 5