

US00D654275S

(12) **United States Design Patent**
Jones

(10) **Patent No.:** **US D654,275 S**
(45) **Date of Patent:** **** Feb. 21, 2012**

(54) **GARMENT HANGER**

(75) Inventor: **Michael Edward Jones, Ruthin (GB)**

(73) Assignee: **Mainetti (UK) Limited (GB)**

(**) Term: **14 Years**

(21) Appl. No.: **29/392,411**

(22) Filed: **May 20, 2011**

(30) **Foreign Application Priority Data**

Nov. 22, 2010 (GB) 4017910

(51) **LOC (9) Cl.** **06-08**

(52) **U.S. Cl.** **D6/318**

(58) **Field of Classification Search** D6/315-328;
211/13.1, 86.01, 119.01; 223/85-98

See application file for complete search history.

(56) **References Cited**

U.S. PATENT DOCUMENTS

2,586,913	A *	2/1952	Burns	223/94
2,914,227	A *	11/1959	Fay	223/92
3,070,269	A *	12/1962	Zuckerman	223/88
4,187,967	A *	2/1980	Garrison	223/92
4,450,639	A *	5/1984	Duester	40/322

4,871,098	A *	10/1989	Bredeweg et al.	223/85
D447,878	S *	9/2001	Hawkins	D6/318
D448,182	S *	9/2001	Giustini	D6/318
D506,619	S *	6/2005	Mainetti	D6/318
D601,355	S *	10/2009	Jones	D6/318
D601,816	S *	10/2009	Jones	D6/318
D606,322	S *	12/2009	Jones	D6/318
D614,411	S *	4/2010	Warren et al.	D6/318

* cited by examiner

Primary Examiner — Prabhakar Deshmukh

(74) *Attorney, Agent, or Firm* — Jack Schwartz and Associates, PLLC

(57) **CLAIM**

The ornamental design for a garment hanger, as shown and described.

DESCRIPTION

FIG. 1 is a top plan view of a garment hanger showing my new design;

FIG. 2 is a front elevational view thereof;

FIG. 3 is a right side elevational view thereof;

FIG. 4 is a rear elevational view thereof;

FIG. 5 is a bottom plan view thereof; and,

FIG. 6 is a left side elevational view thereof.

1 Claim, 2 Drawing Sheets

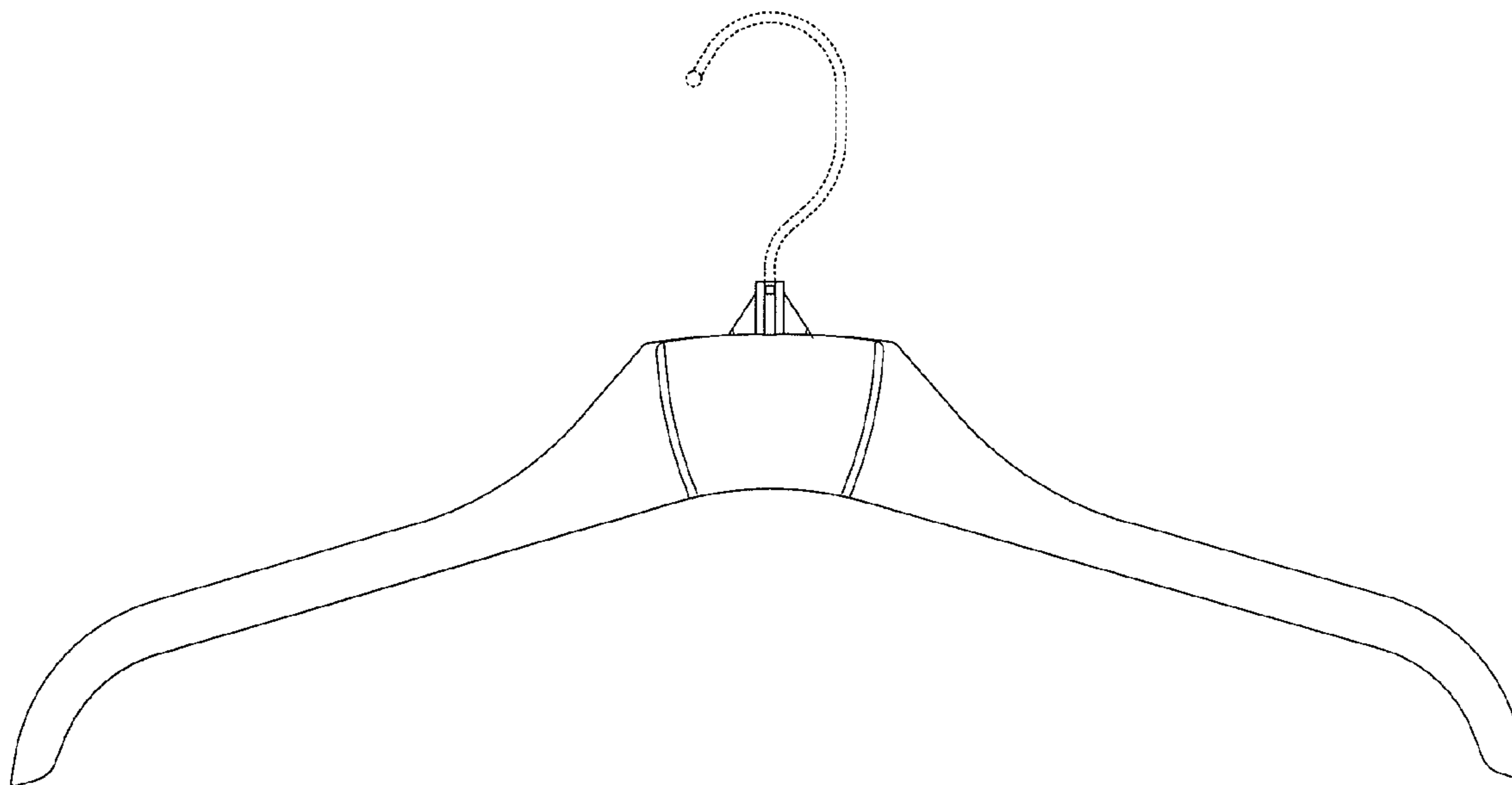




FIGURE 1

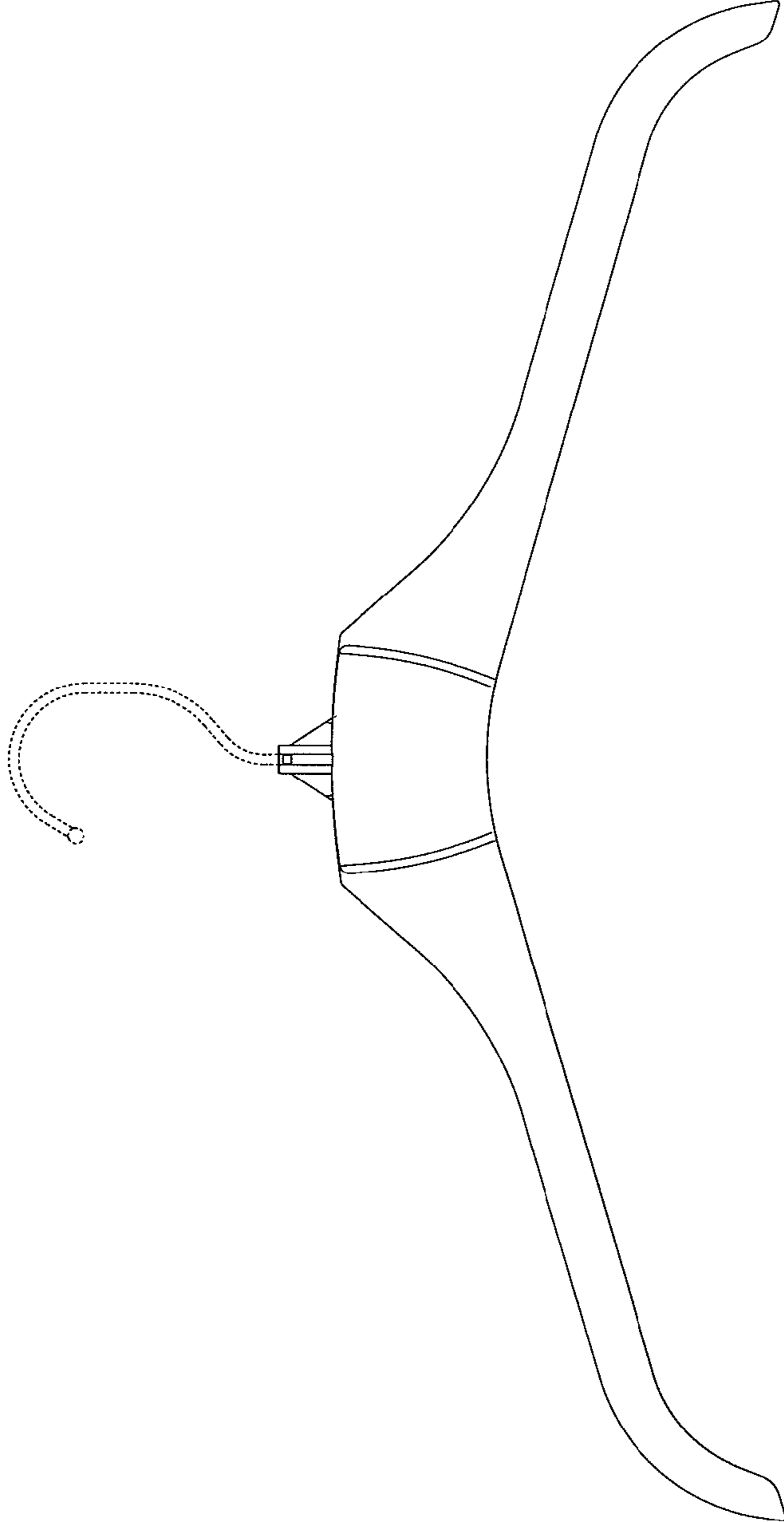


FIGURE 2




FIGURE 3

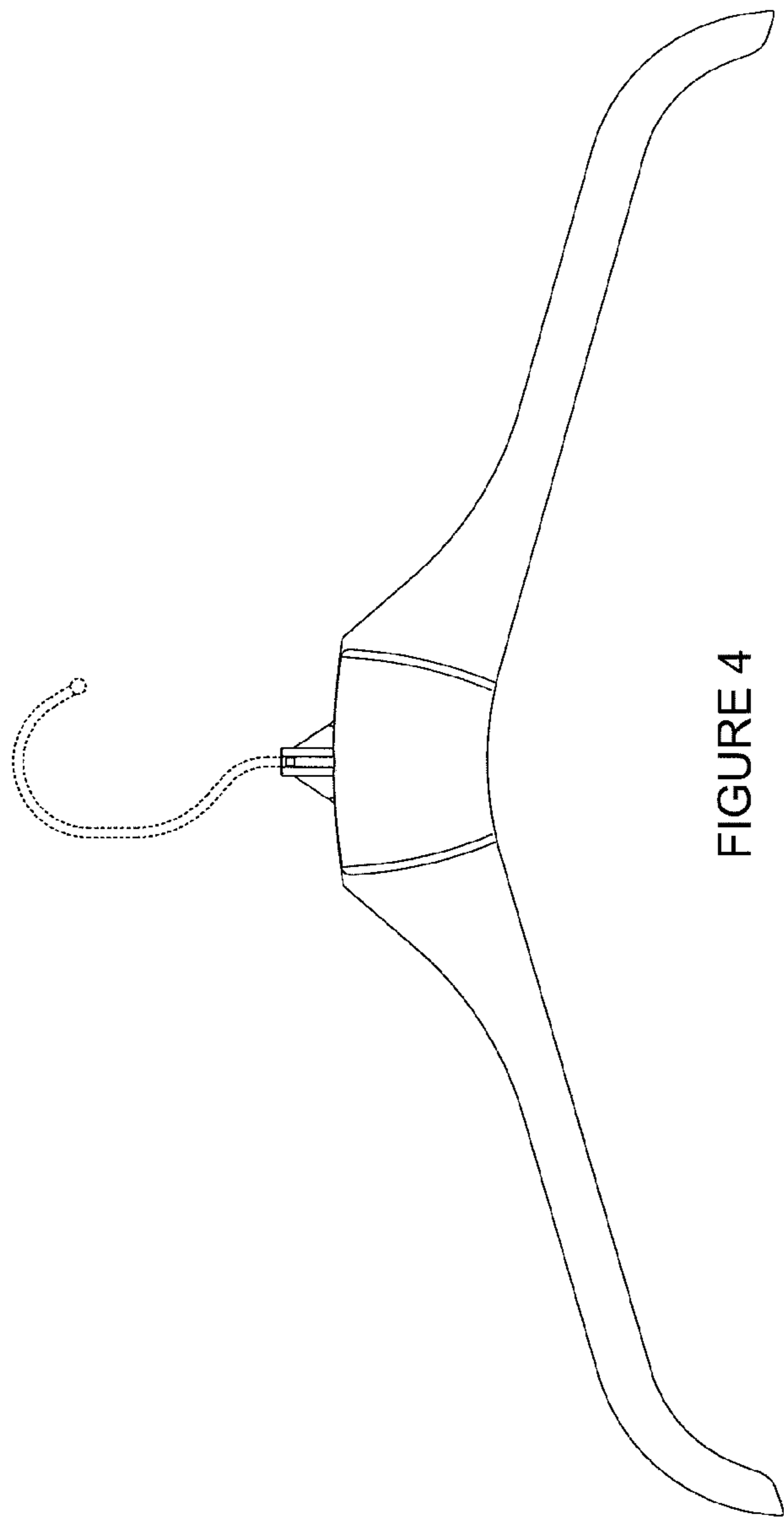


FIGURE 4




FIGURE 6



FIGURE 5