



US00D654274S

(12) **United States Design Patent**
Krawczyk

(10) **Patent No.:** **US D654,274 S**

(45) **Date of Patent:** **** Feb. 21, 2012**

(54) **FRAME**

(76) Inventor: **Andrew Krawczyk**, Toronto (CA)

(**) Term: **14 Years**

(21) Appl. No.: **29/364,776**

(22) Filed: **Jun. 28, 2010**

Related U.S. Application Data

(63) Continuation-in-part of application No. 29/316,341,
filed on Sep. 16, 2009.

(51) **LOC (9) Cl.** **06-07**

(52) **U.S. Cl.** **D6/300**

(58) **Field of Classification Search** D6/300-314,
D6/444, 568; 40/700

See application file for complete search history.

(56) **References Cited**

U.S. PATENT DOCUMENTS

315,703 A *	4/1885	Benck et al.	428/14
D168,325 S *	12/1952	Abrams	D6/300
D213,882 S *	4/1969	Sonnenblick	D6/300
D548,981 S *	8/2007	Ernetoft et al.	D6/300

* cited by examiner

Primary Examiner — Philip S Hyder

Assistant Examiner — Sydney Buffalow

(74) *Attorney, Agent, or Firm* — Seth H. Ostrow; Ostrow Kaufman LLP

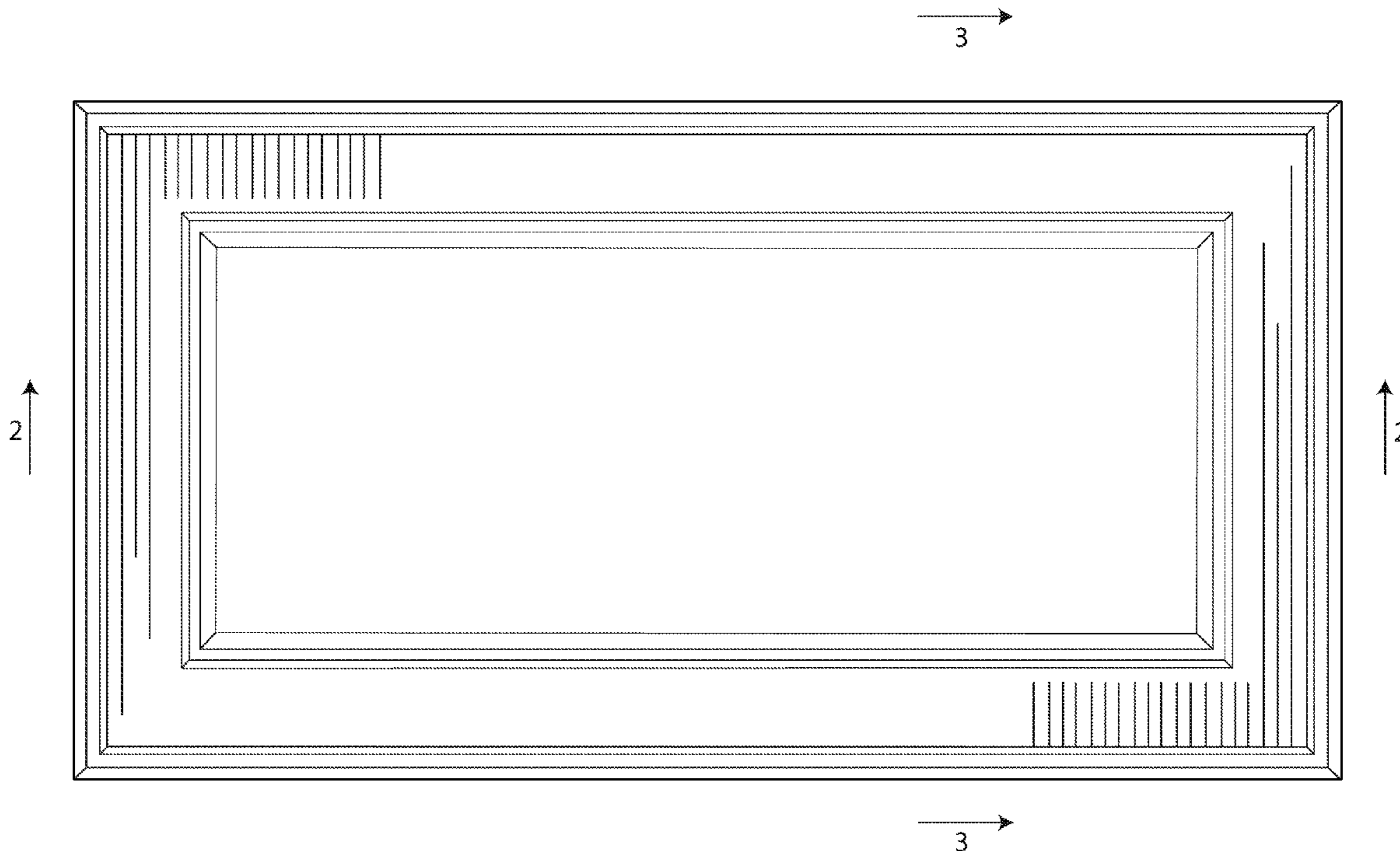
(57) **CLAIM**

The ornamental design for a frame, as shown and described.

DESCRIPTION

FIG. 1 illustrates a front view of the frame;
FIG. 2 illustrates a cross-section view of the frame along axis "2";
FIG. 3 illustrates a cross-section view of the frame along axis "3";
FIG. 4 illustrates a top plan view thereof;
FIG. 5 is an enlarge side elevation view thereof; and,
FIG. 6 illustrates a back view of the frame.

1 Claim, 6 Drawing Sheets



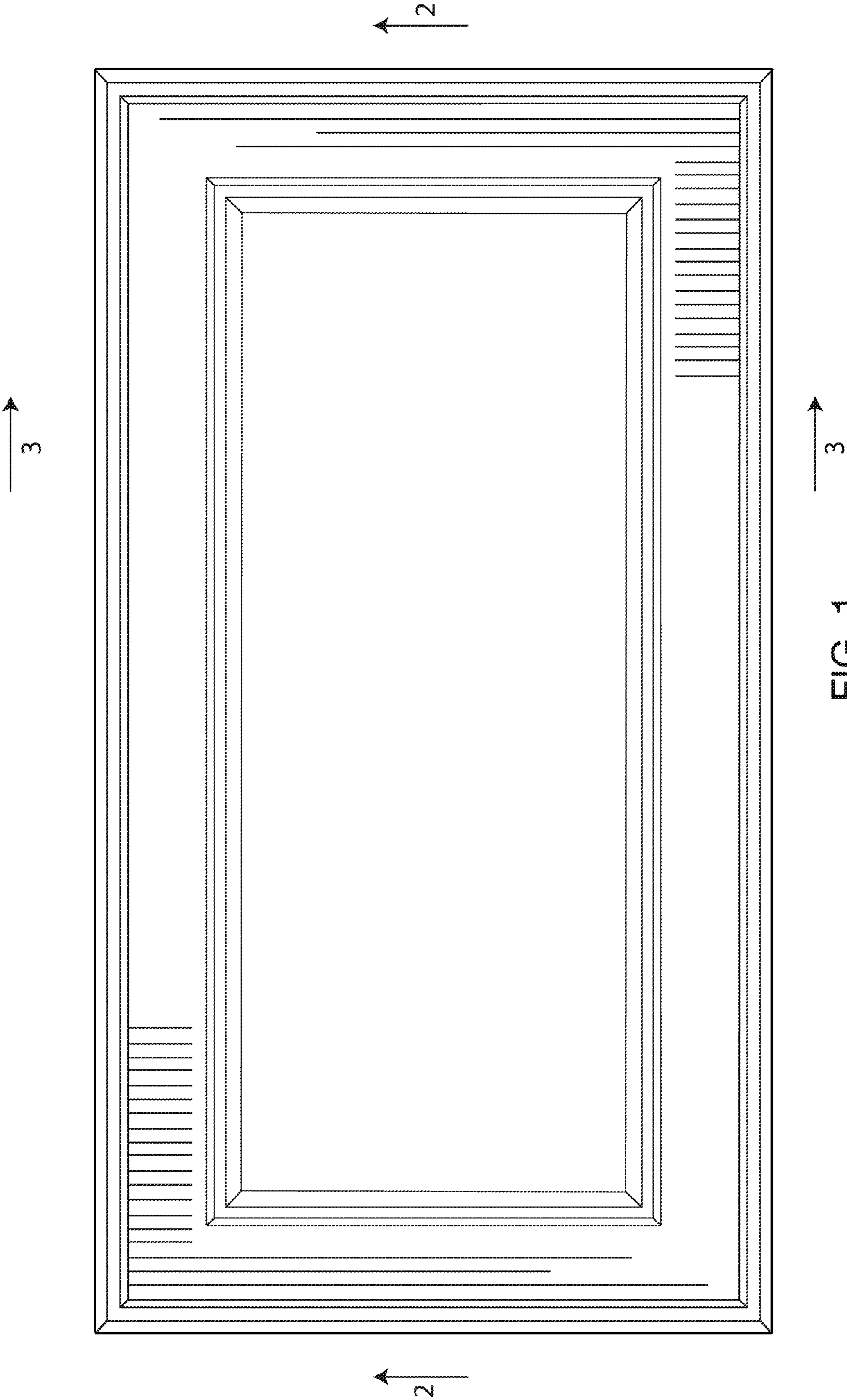


FIG. 1

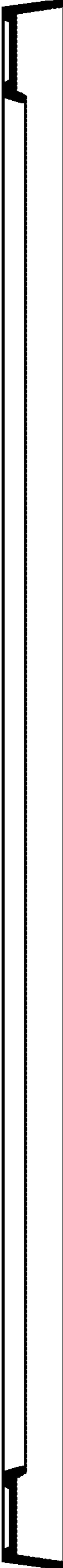


FIG. 2




FIG. 3



FIG. 4




FIG. 5




FIG. 6