



US00D654273S

(12) **United States Design Patent**
Krawczyk

(10) **Patent No.:** **US D654,273 S**

(45) **Date of Patent:** **** Feb. 21, 2012**

- (54) **FRAME**
- (76) Inventor: **Andrew Krawczyk, Toronto (CA)**
- (**) Term: **14 Years**
- (21) Appl. No.: **29/362,348**
- (22) Filed: **May 24, 2010**

D148,611 S *	2/1948	Friedman	D6/300
D148,612 S *	2/1948	Friedman	D6/300
D168,325 S *	12/1952	Abrams	D6/300
D213,882 S *	4/1969	Sonnenblick	D6/300
D259,085 S *	5/1981	Cochrane et al.	D6/306
D259,086 S *	5/1981	Cochrane et al.	D6/306
D499,890 S *	12/2004	Peck	D6/306
D548,981 S *	8/2007	Ernetoft	D6/300
7,383,960 B2 *	6/2008	Magee et al.	211/49.1

* cited by examiner

Related U.S. Application Data

(63) Continuation-in-part of application No. 29/316,343, filed on Sep. 16, 2009.

(51) **LOC (9) Cl.** **06-04**

(52) **U.S. Cl.** **D6/300**

(58) **Field of Classification Search** D6/300-314,
D6/444, 568; 40/700

See application file for complete search history.

(56) **References Cited**

U.S. PATENT DOCUMENTS

315,703 A *	4/1885	Bencke et al.	428/14
D24,693 S *	9/1895	Hastings	D6/300
D45,173 S *	1/1914	Wineberg	D6/306
D133,572 S *	8/1942	Chilcote	D6/300
D148,610 S *	2/1948	Friedman	D6/306

Primary Examiner — Philip S Hyder

Assistant Examiner — Sydney Buffalow

(74) *Attorney, Agent, or Firm* — Seth H. Ostrow; Ostrow Kaufman LLP


(57) **CLAIM**

The ornamental design for a frame, as shown and described.

DESCRIPTION

FIG. 1 illustrates a front view of the frame;
 FIG. 2 illustrates a cross-section view of the frame along axis "2";
 FIG. 3 illustrates a cross-section view of the frame along axis "3";
 FIG. 4 illustrates a top plan view thereof;
 FIG. 5 illustrates a side elevation view thereof; and,
 FIG. 6 illustrates a back view of the frame.

1 Claim, 6 Drawing Sheets






FIG. 1

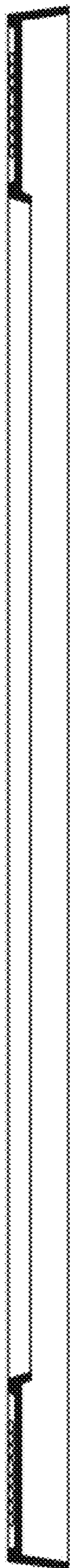


FIG. 2




FIG. 3




FIG. 4




FIG. 5




FIG. 6