



US00D654261S

(12) **United States Design Patent**
Koyess

(10) **Patent No.:** **US D654,261 S**

(45) **Date of Patent:** **** Feb. 21, 2012**

(54) **SKATE BOOT**

(75) **Inventor:** **Philippe Koyess, Lachine (CA)**

(73) **Assignee:** **Sport Maska Inc., Montreal (CA)**

(**) **Term:** **14 Years**

(21) **Appl. No.:** **29/359,987**

(22) **Filed:** **Apr. 19, 2010**

(51) **LOC (9) Cl.** **02-99**

(52) **U.S. Cl.** **D2/972; D2/904**

(58) **Field of Classification Search** D2/896,
D2/902, 904, 943, 944, 946, 969, 972-974;
36/45-49, 50.1, 77 M, 77 R, 83, 88, 113,
36/114, 126-131, 3 A; D21/760-762
See application file for complete search history.

(56) **References Cited**

U.S. PATENT DOCUMENTS

1,730,768	A *	10/1929	Heyman	36/3 A
1,737,748	A *	12/1929	Anderson	36/3 A
D86,957	S *	5/1932	Hakim	D2/974
D86,958	S *	5/1932	Hakim	D2/974
1,879,144	A *	9/1932	Emery	36/3 A
D115,327	S *	6/1939	Bickford	D2/974
D173,699	S *	12/1954	Hosker	D2/907
D346,061	S *	4/1994	Teague	D2/969
D419,755	S *	2/2000	Duclos	D2/969
D467,722	S *	12/2002	Wahoske	D2/972
D502,752	S *	3/2005	Howard	D2/972
D512,476	S *	12/2005	Howard	D2/972
D515,801	S *	2/2006	Smith, III	D2/972
D536,515	S *	2/2007	Koyess et al.	D2/946
D578,595	S *	10/2008	Howard et al.	D21/762
D579,510	S *	10/2008	Howard et al.	D21/762

OTHER PUBLICATIONS

Bauer Cooper Product Catalog; pp. 2 to 7; 1996 Canstar Sports; Printed in Canada.
CCM Player 2008; pp. 2 to 7 and 64; Sport Maska Inc, 2007, Canada.
Easton Hockey '08; pp. 30 to 33; 78 to 81.
Mission Ice 2001; vol. 4; 2001; pp. 6 to 11; Mission Hockey.
Nike Bauer 2006 Product Catalog; pp. 12-13-98-99; 2005 Nike Inc.
Nike Hockey 1999; pp. 4 to 7.
Nike Bauer 2008 Skates; pp. 1 to 11; 2007 Nike Inc.

* cited by examiner

Primary Examiner — Dominic Simone

(74) *Attorney, Agent, or Firm* — Osler, Hoskin & Harcourt LLP

(57) **CLAIM**

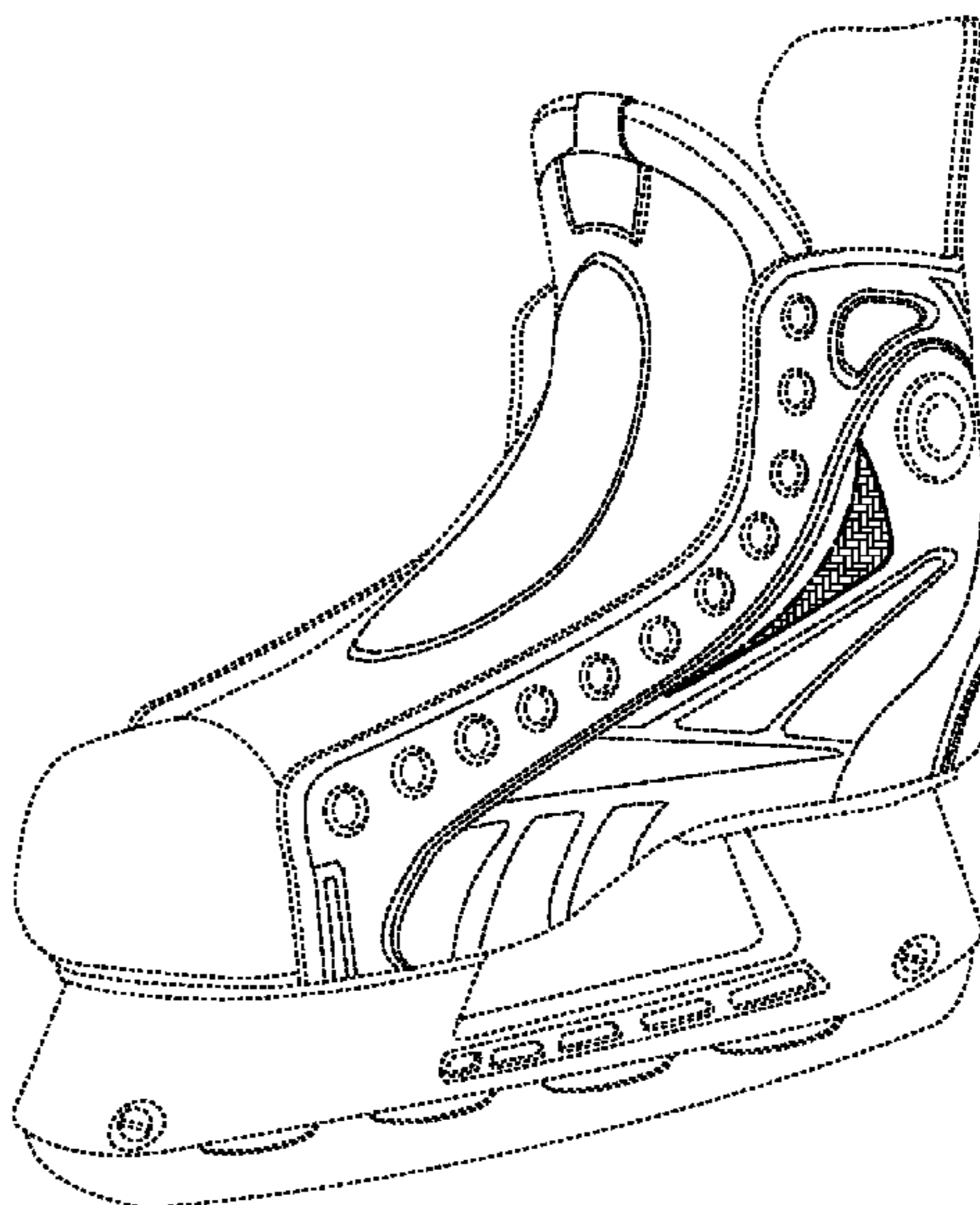
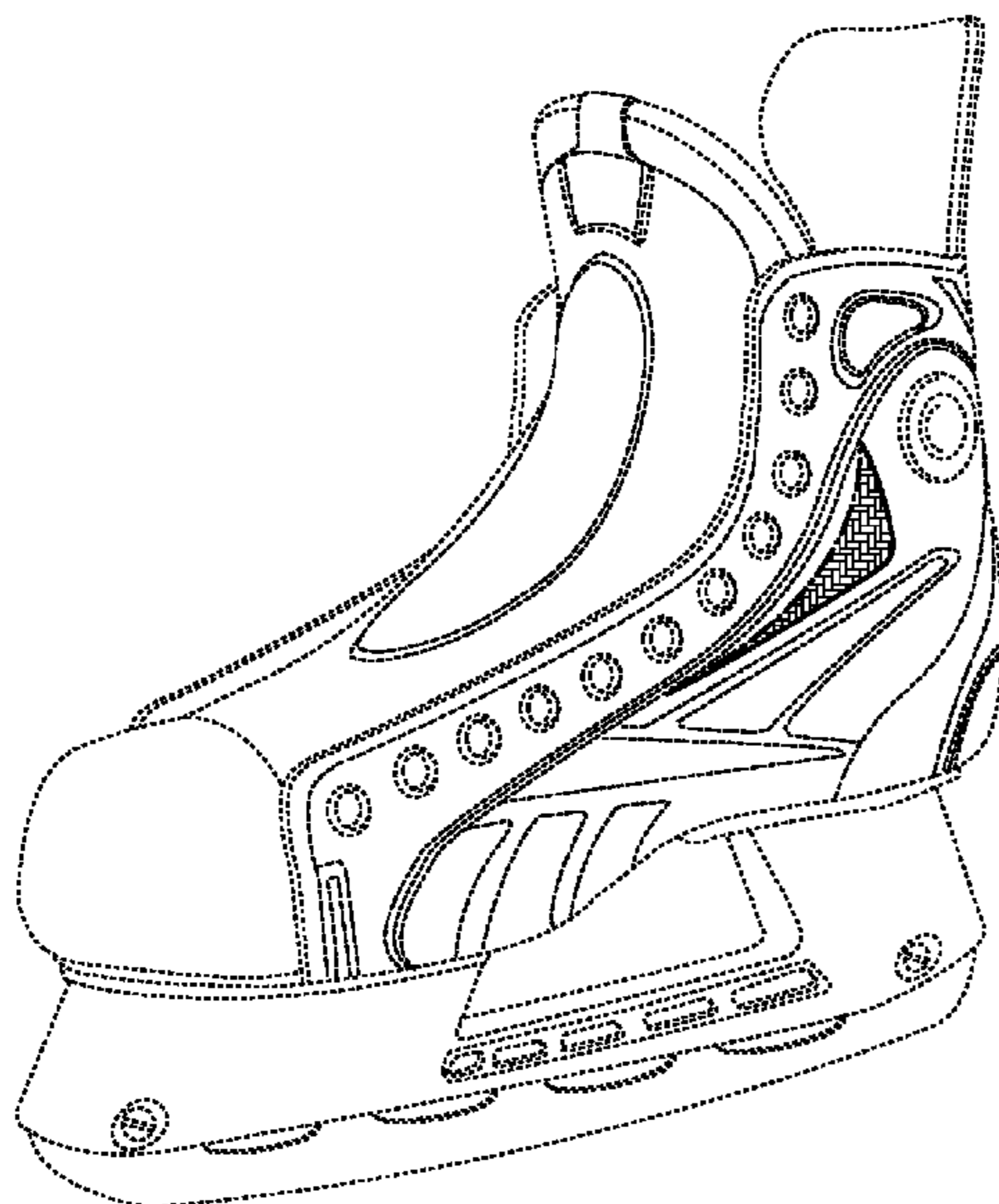
The ornamental design for a skate boot, as shown and described.

DESCRIPTION

FIG. 1 is a perspective view taken from a front, top, left side of a skate boot according to a first embodiment of my design; FIG. 2 is a left side elevation view thereof; FIG. 3 is a rear elevation view thereof; FIG. 4 is a perspective view taken from a front, top, left side of a skate boot according to a second embodiment of my design; FIG. 5 is a left side elevation view thereof; FIG. 6 is a rear elevation view thereof; and, FIG. 7 is a right side elevation view thereof.

Throughout the Figures, where shown: the dotted lines showing the remainder of the skate boot are for illustrative purposes only and form no part of the claimed design; the unshaded surfaces form no part of the claimed design; and the dotted/dashed lines illustrate unclaimed boundaries of surfaces claimed as part of the design.

1 Claim, 7 Drawing Sheets



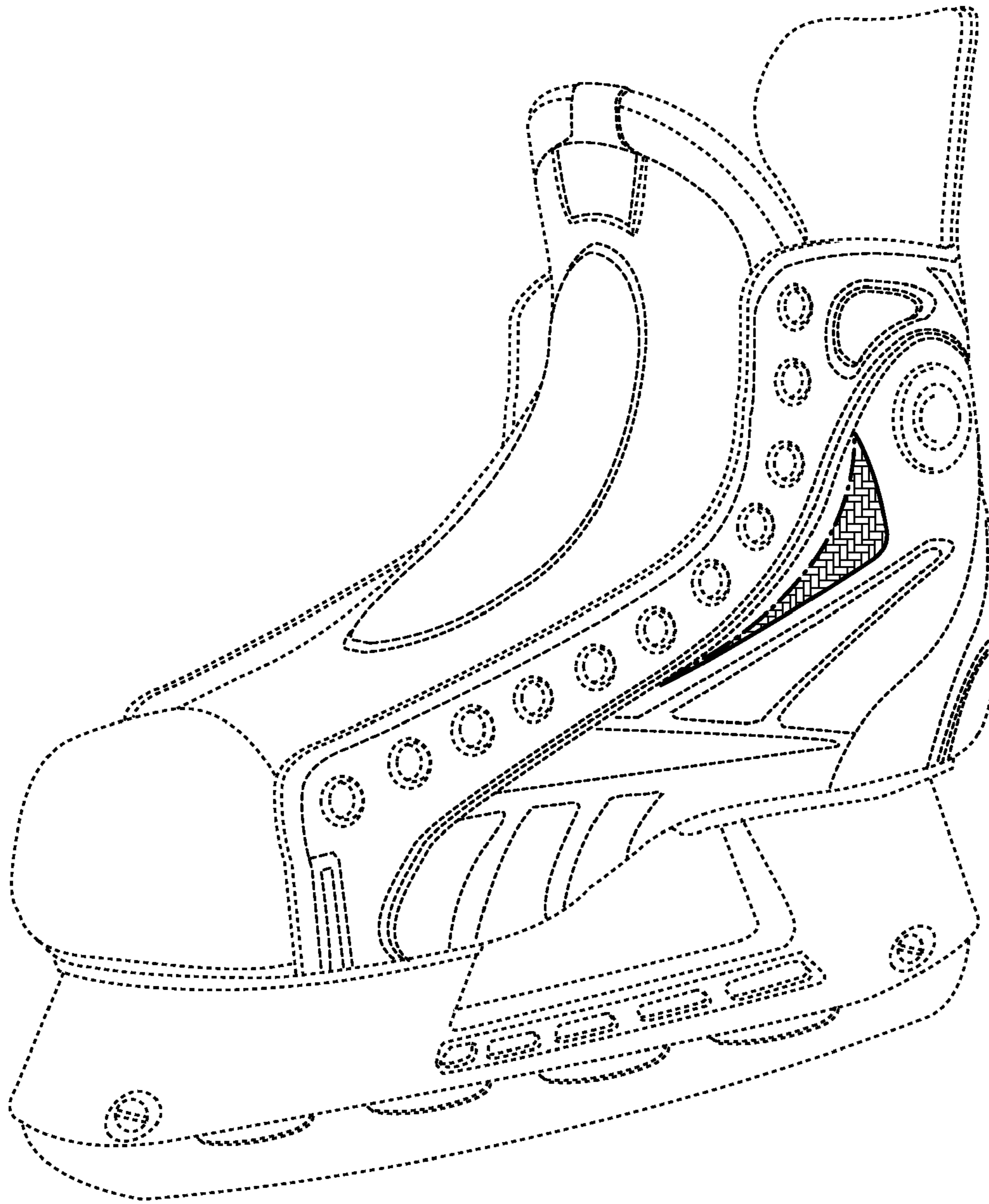


FIG. 1



FIG. 2

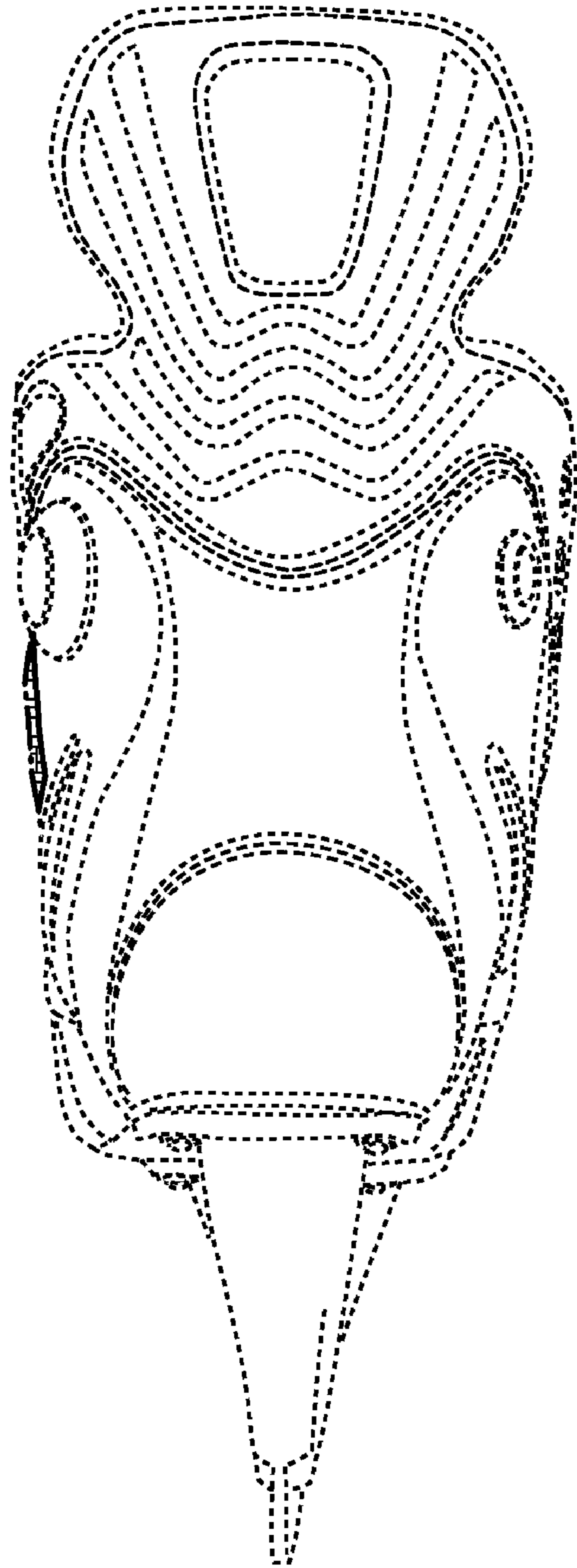


FIG. 3

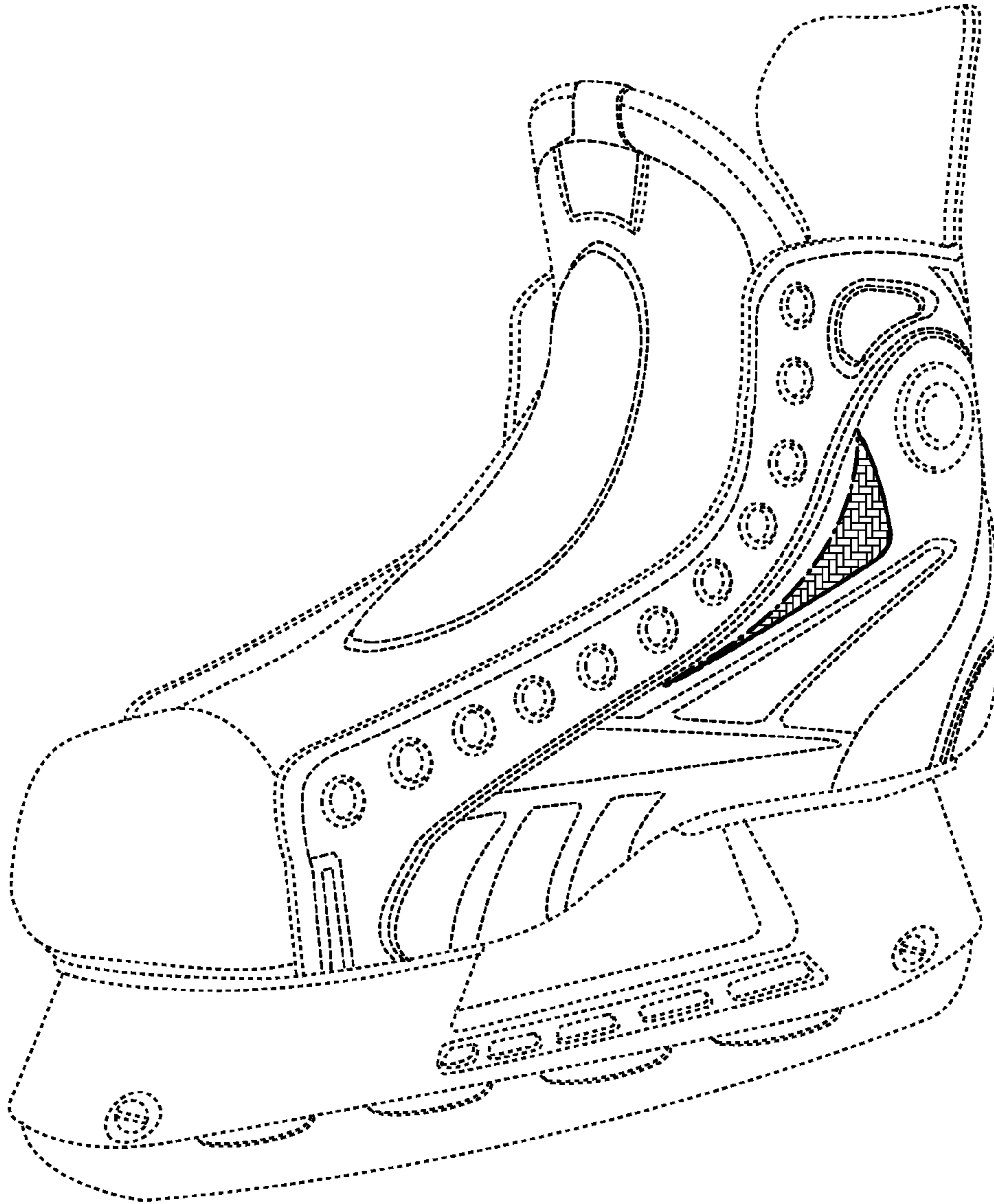


FIG. 4



FIG. 5

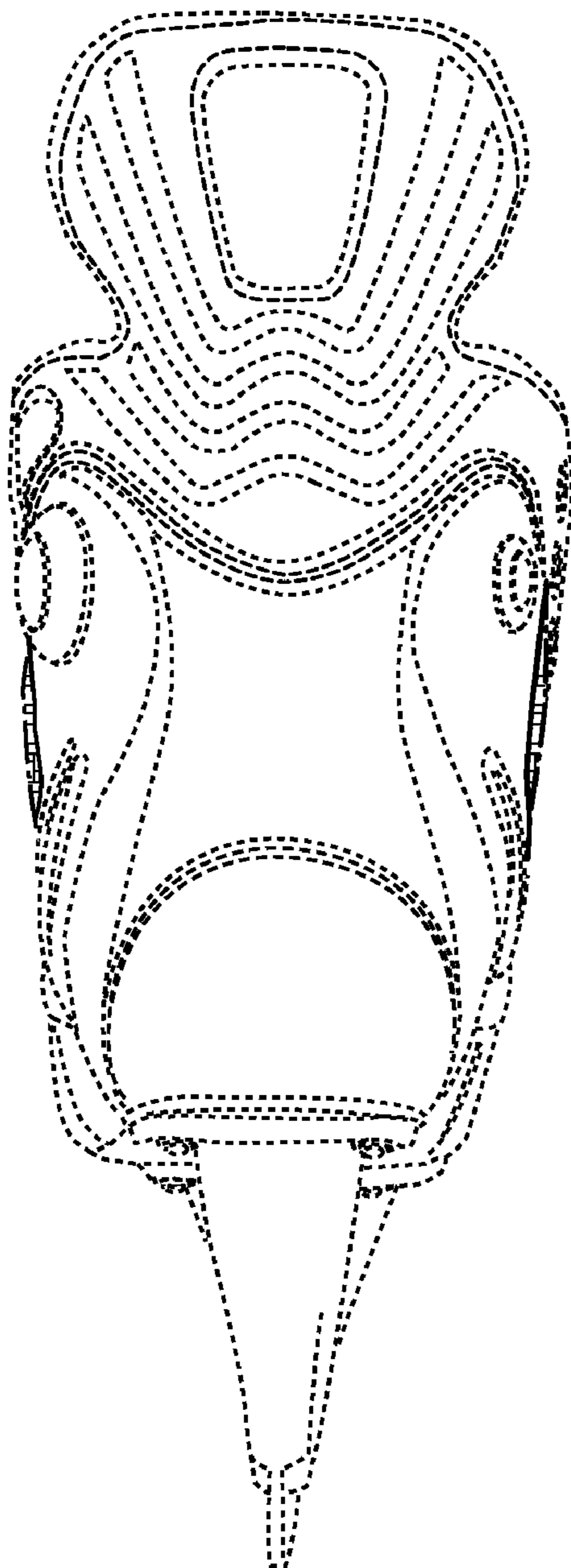


FIG. 6



FIG. 7