



US00D654255S

(12) **United States Design Patent**
Amzallag

(10) **Patent No.:** **US D654,255 S**

(45) **Date of Patent:** **** Feb. 21, 2012**

(54) **SHOE**

(76) Inventor: **Dan Amzallag**, Paris (FR)

(**) Term: **14 Years**

(21) Appl. No.: **29/390,514**

(22) Filed: **Apr. 26, 2011**

(30) **Foreign Application Priority Data**

| | | | |
|--------------|------|-------|-------------|
| Mar. 3, 2011 | (JP) | | 2011-004887 |
| Mar. 4, 2011 | (GB) | | 4018221 |
| Mar. 4, 2011 | (GB) | | 4018222 |
| Mar. 4, 2011 | (GB) | | 4018223 |
| Mar. 4, 2011 | (GB) | | 4018224 |

(51) **LOC (9) Cl.** **02-04**

(52) **U.S. Cl.** **D2/923**

(58) **Field of Classification Search** D2/896,
D2/902, 906-908, 923, 924, 943, 944, 946,
D2/953, 959, 969; 36/45, 50.1, 83, 113,
36/114, 127, 77 R, 77 M

See application file for complete search history.

(56) **References Cited**

U.S. PATENT DOCUMENTS

| | | | | | | |
|----------|---|---|---------|----------------|-------|--------|
| D186,155 | S | * | 9/1959 | Bianchini | | D2/923 |
| D481,860 | S | * | 11/2003 | Robbins | | D2/969 |
| D487,621 | S | * | 3/2004 | Robbins | | D2/969 |
| D504,011 | S | * | 4/2005 | Robbins et al. | | D2/969 |
| D563,634 | S | * | 3/2008 | Della Valle | | D2/923 |
| D581,645 | S | * | 12/2008 | Roy et al. | | D2/969 |
| D595,039 | S | * | 6/2009 | Matis | | D2/969 |

* cited by examiner

Primary Examiner — Robert M Spear

Assistant Examiner — Rashida C McCoy

(74) *Attorney, Agent, or Firm* — Amster, Rothstein & Ebenstein LLP


(57) **CLAIM**

The ornamental design for a shoe, as shown and described.

DESCRIPTION

FIG. 1 is a front view of the shoe;
FIG. 2 is a rear view of the shoe;
FIG. 3 is a left side view of the shoe;
FIG. 4 is a right side view of the shoe;
FIG. 5 is a top view of the shoe; and,
FIG. 6 is a bottom view of the shoe.
The broken lines in the drawings illustrate unclaimed environmental structure.

1 Claim, 5 Drawing Sheets






FIG. 1

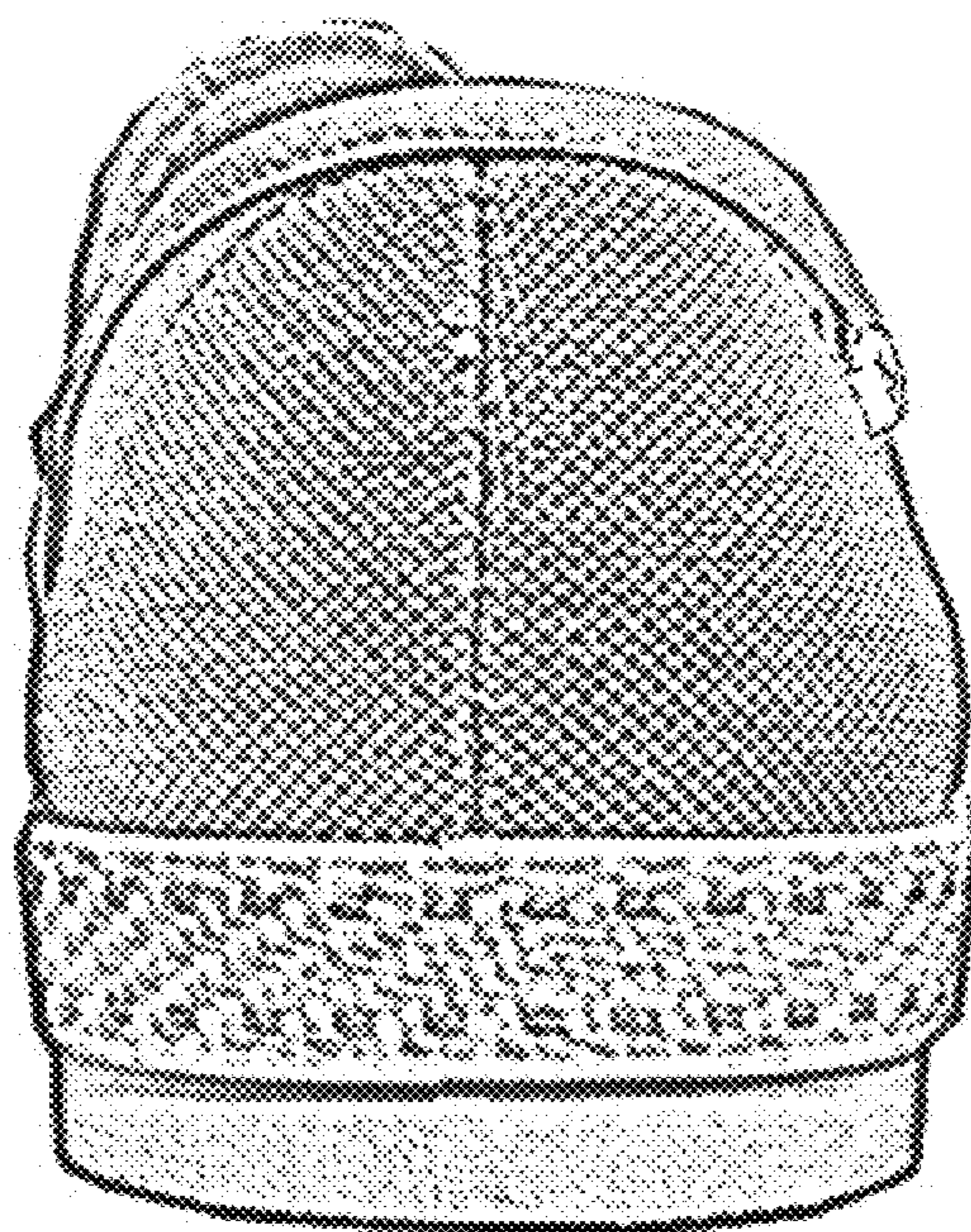


FIG. 2

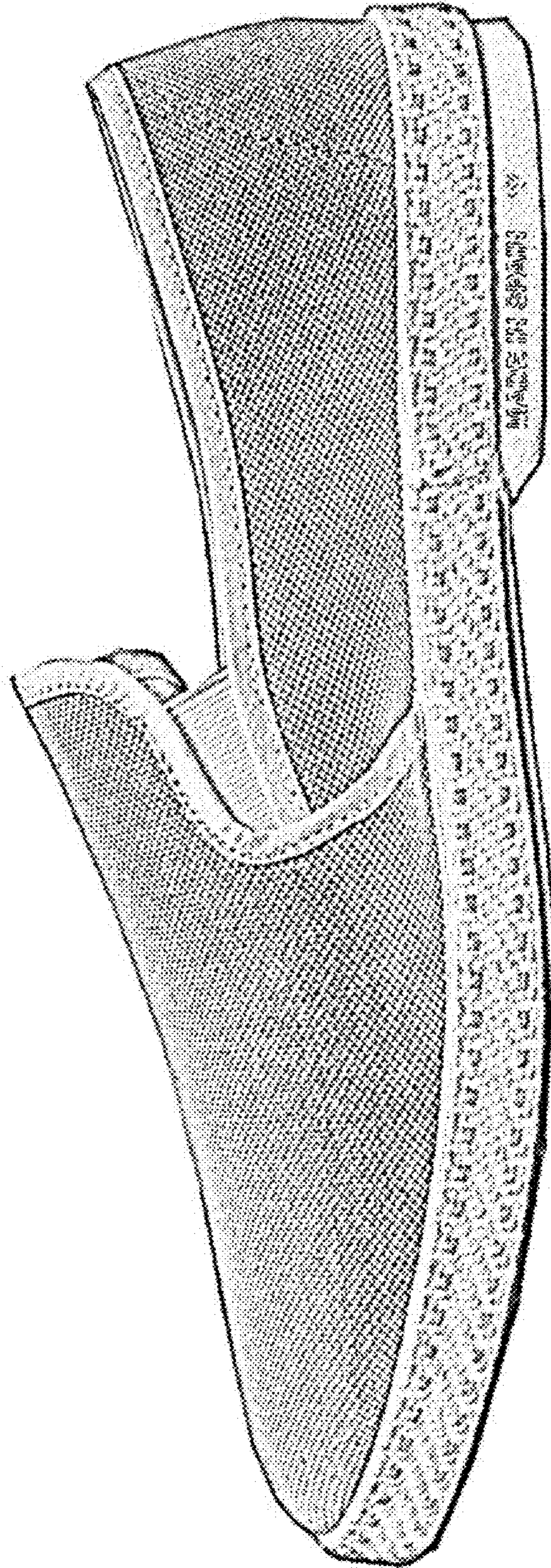


FIG. 3

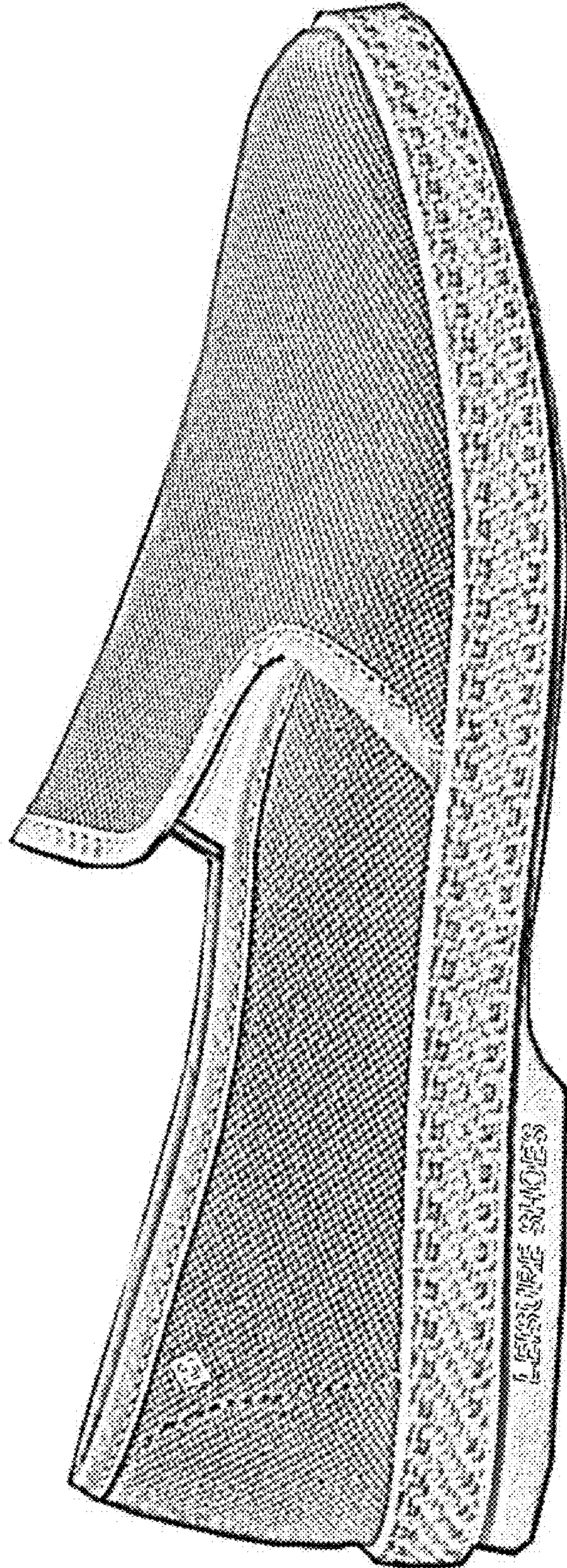


FIG. 4

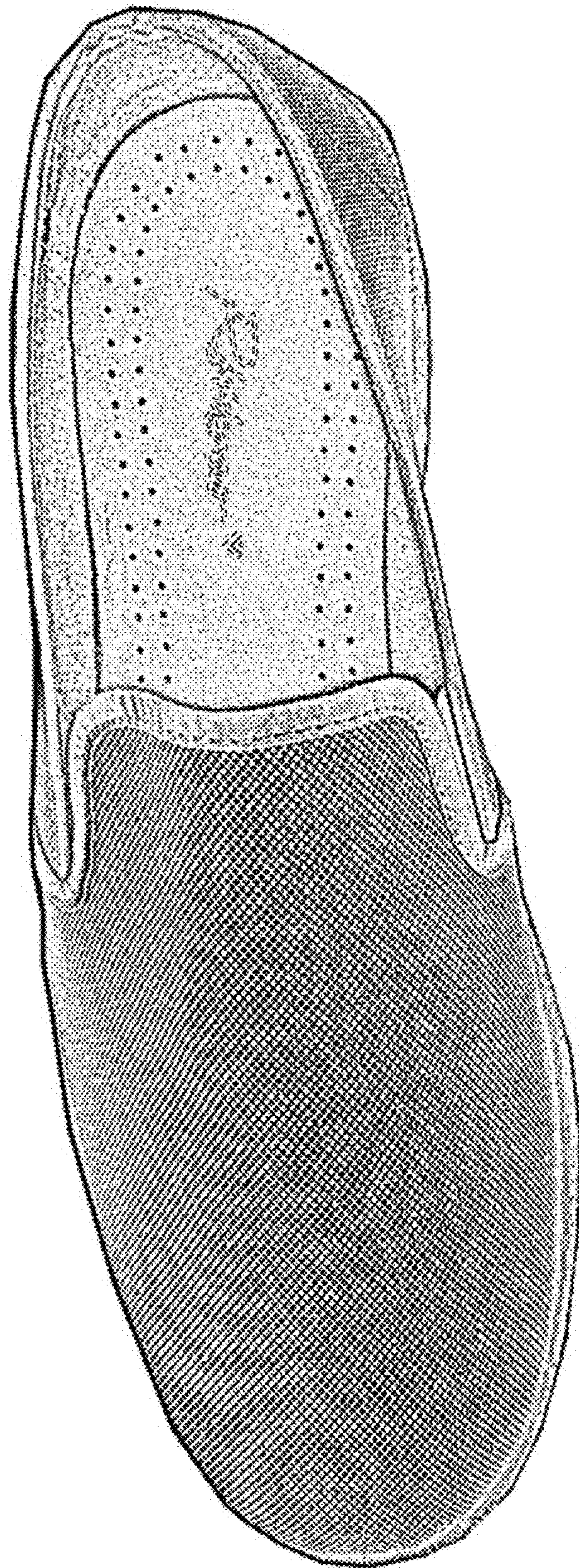


FIG. 5

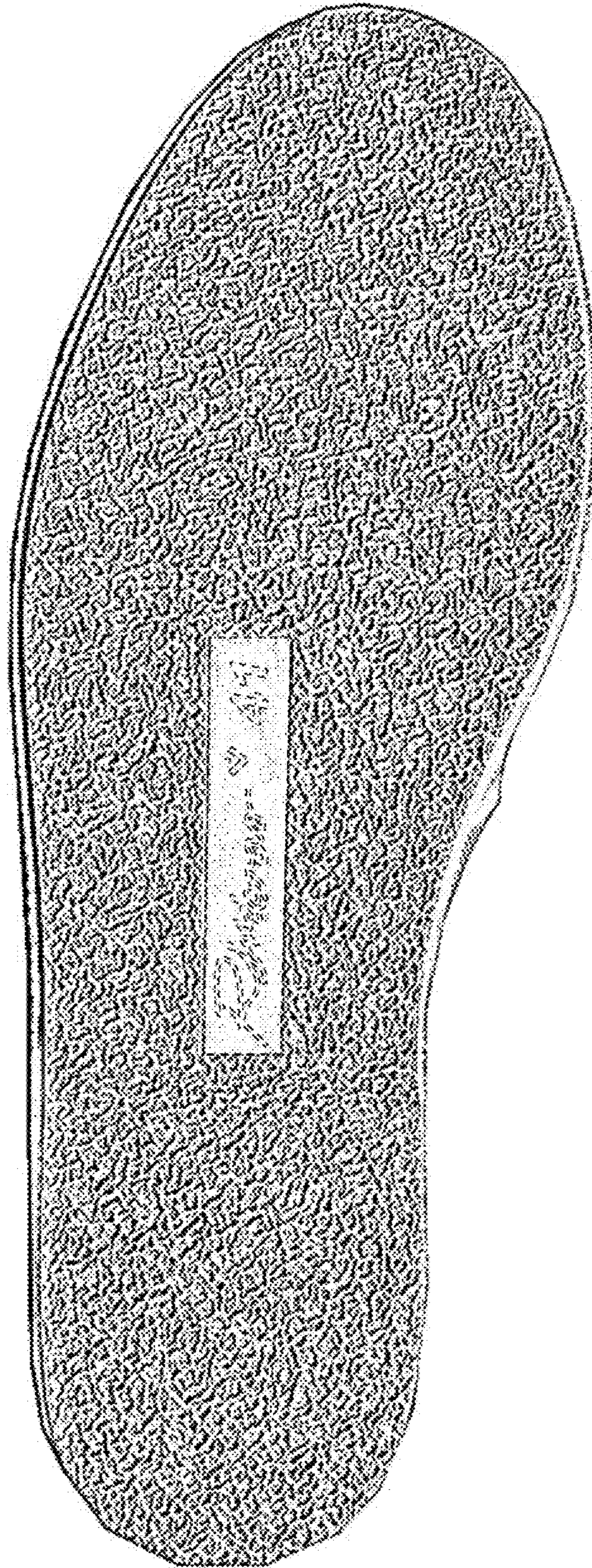


FIG. 6