



US00D654247S

(12) **United States Design Patent**
Osbourne

(10) **Patent No.:** **US D654,247 S**

(45) **Date of Patent:** **** Feb. 21, 2012**

(54) **BODY SCARF**

(76) Inventor: **Anastasia Osbourne**, Brooklyn, NY
(US)

(**) Term: **14 Years**

(21) Appl. No.: **29/341,603**

(22) Filed: **Aug. 10, 2009**

(51) **LOC (9) Cl.** **02-01**

(52) **U.S. Cl.** **D2/702; D2/750; D2/823**

(58) **Field of Classification Search** D2/700,
D2/701, 702, 705, 714, 728, 731, 732, 742,
D2/743, 828, 829, 840, 845, 847, 860; 2/69,
2/73, 109, 110, 113, 114, 134, 221, 237,
2/311, 913; 128/95.1, 96.1; 450/30, 94,
450/116, 124, 125, 128, 131, 148, 155, 312;
602/42, 43, 44, 45, 67; 604/308

See application file for complete search history.

(56) **References Cited**

U.S. PATENT DOCUMENTS

1,139,656	A *	5/1915	Finch	128/96.1
1,530,303	A *	3/1925	Coon	450/128
1,606,709	A *	11/1926	Lancaster	450/125
1,649,633	A *	11/1927	Wiese	450/131
2,136,742	A *	11/1938	Herbener	450/116
2,367,553	A *	1/1945	Amyot	450/108
D152,981	S *	3/1949	Kaupp	D2/702
2,555,974	A *	6/1951	Kattermann	66/176
2,723,396	A *	11/1955	Stack	450/58
2,783,471	A *	3/1957	Stone et al.	450/124
3,310,052	A *	3/1967	Ward, Jr.	604/312
3,452,748	A *	7/1969	Caprio	602/19
3,490,449	A *	1/1970	Werner	450/155
4,287,893	A *	9/1981	Salazar	450/132

RE34,662	E *	7/1994	Keller	2/82
D380,588	S *	7/1997	Chen	D2/702
D452,600	S *	1/2002	Kim	D2/702
D598,637	S *	8/2009	Schildkraut	D2/702
D608,528	S *	1/2010	Tonetti-Spellman	D2/742
D616,627	S *	6/2010	Schindler	D2/702
D622,477	S *	8/2010	Schindler	D2/700
2007/0094765	A1 *	5/2007	Summers et al.	2/113
2007/0118062	A1 *	5/2007	Fleck	602/75
2008/0244805	A1 *	10/2008	Griffin	2/74
2009/0299258	A1 *	12/2009	Cureington-Sims	602/61
2011/0076921	A1 *	3/2011	Unger	450/148

FOREIGN PATENT DOCUMENTS

GB 4003208 * 8/2007

* cited by examiner

Primary Examiner — Karen E Eldridge Powers

(74) *Attorney, Agent, or Firm* — Gottlieb, Rackman & Reisman, PC

(57) **CLAIM**

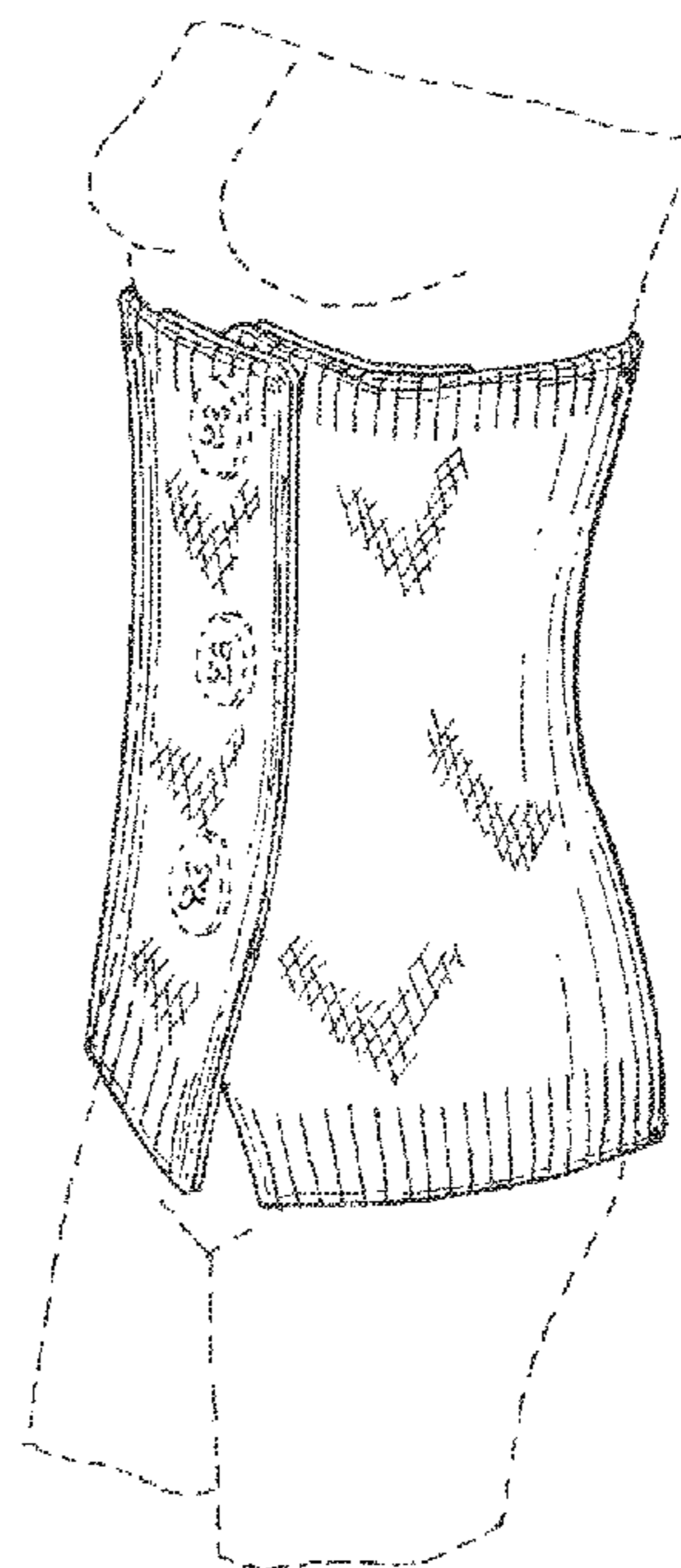
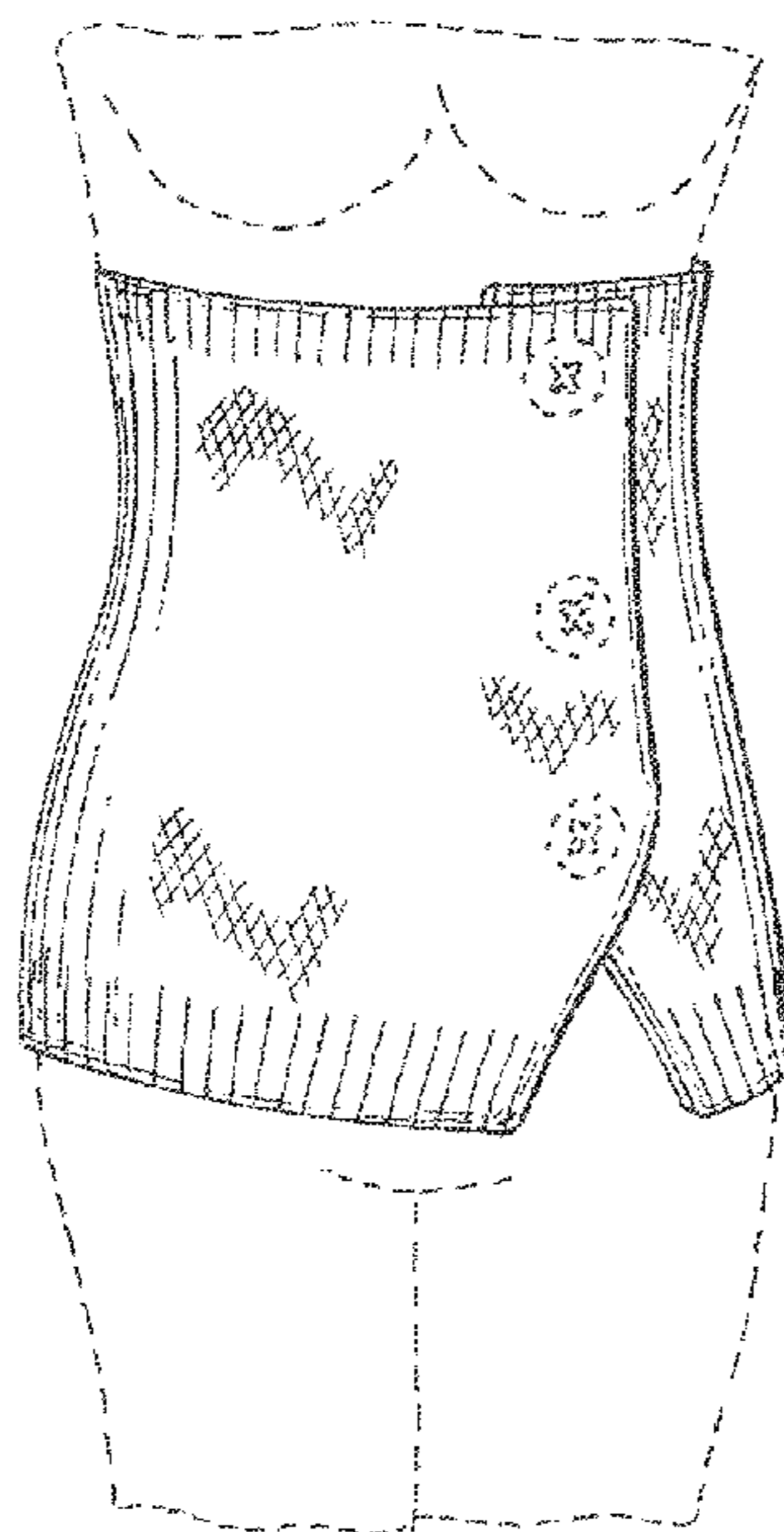
The ornamental design for a body scarf, as shown and described.

DESCRIPTION

FIG. 1 is a front view of my new design, shown on a person; FIG. 2 is a perspective view thereof; FIG. 3 is a front view thereof, shown in a flat position not on a person; FIG. 4 is a top view thereof; and, FIG. 5 is a rear view thereof.

The broken lines in FIGS. 1 and 2 of the drawings are for the purpose of illustrating use and environment and form no part of the claimed design, and the broken lines in FIG. 5 show stitching and are part of the claimed design.

1 Claim, 2 Drawing Sheets



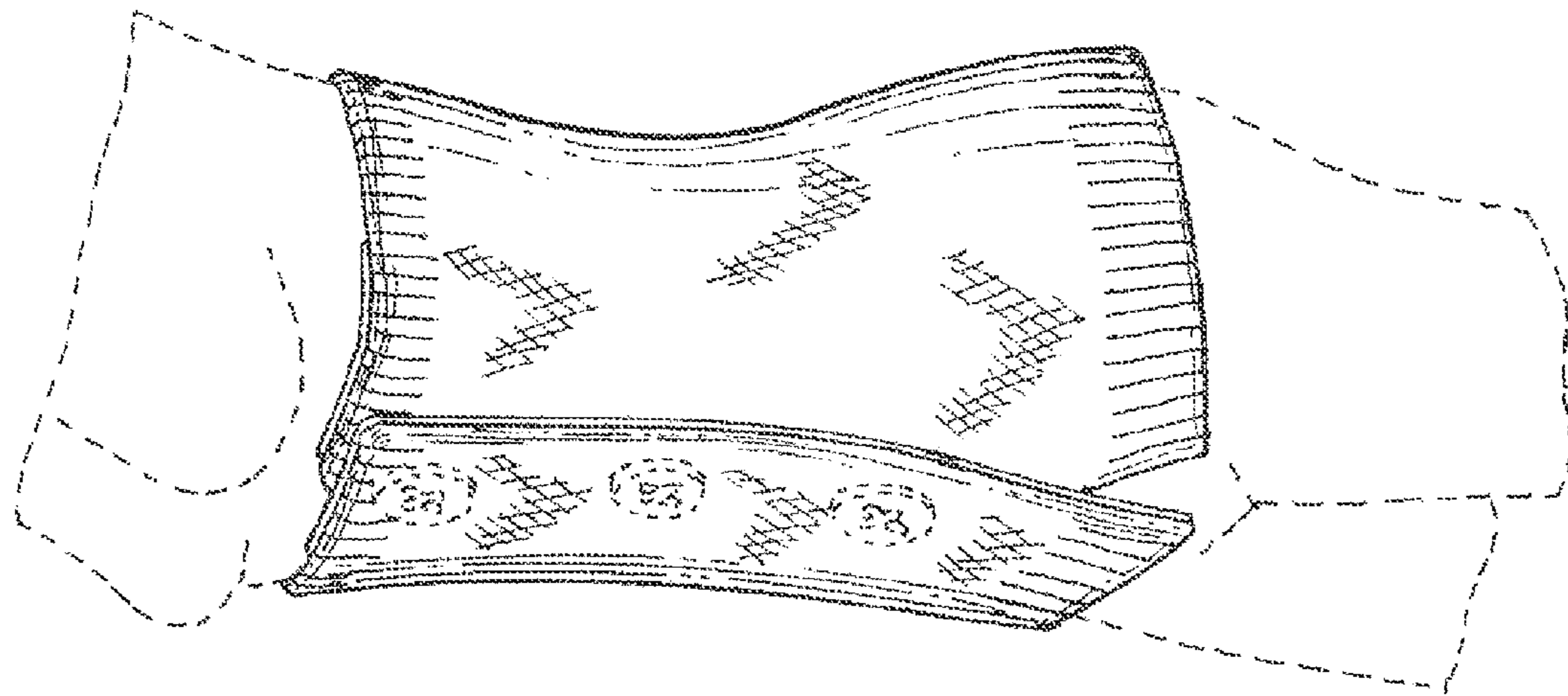


FIG. 2

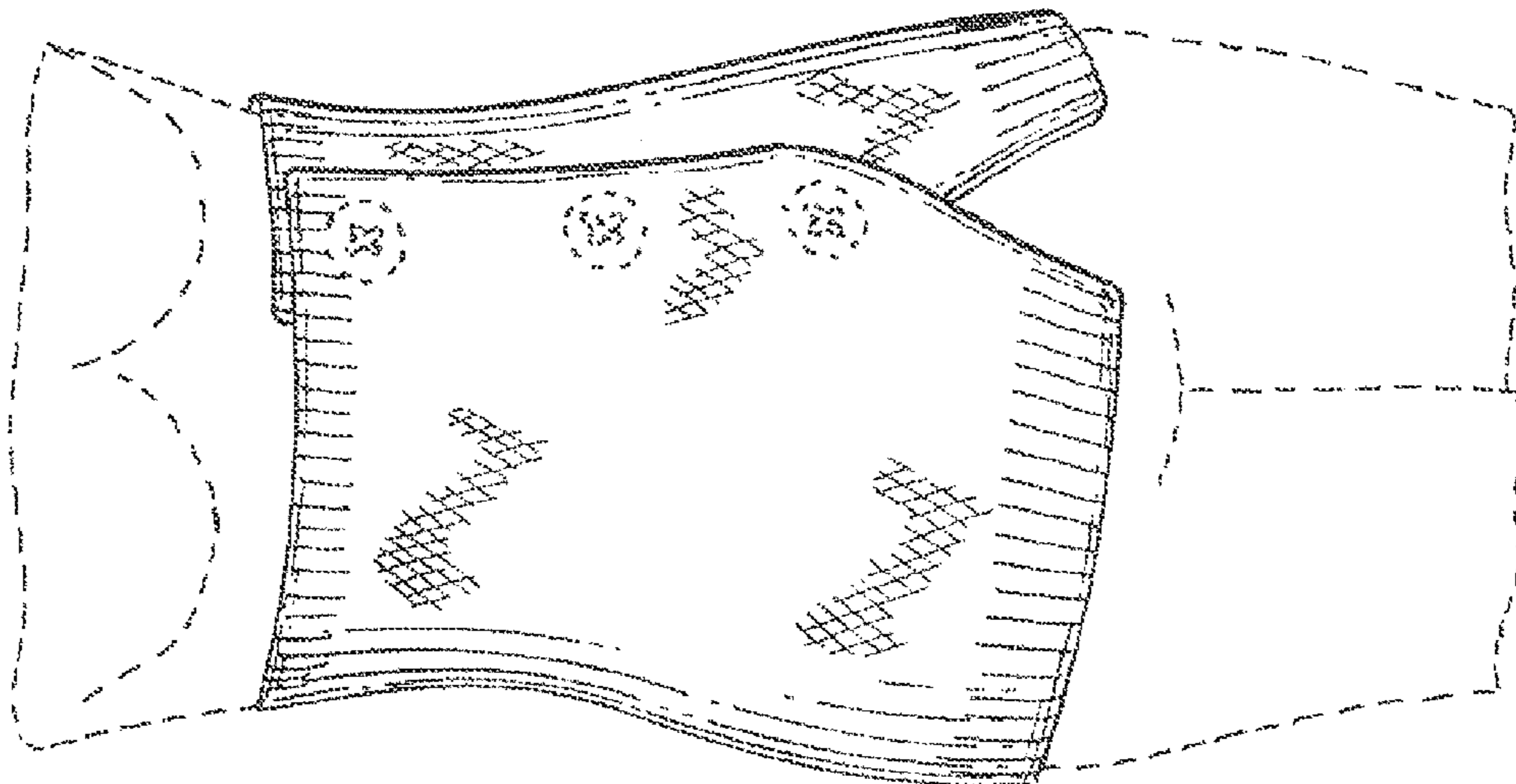


FIG. 1

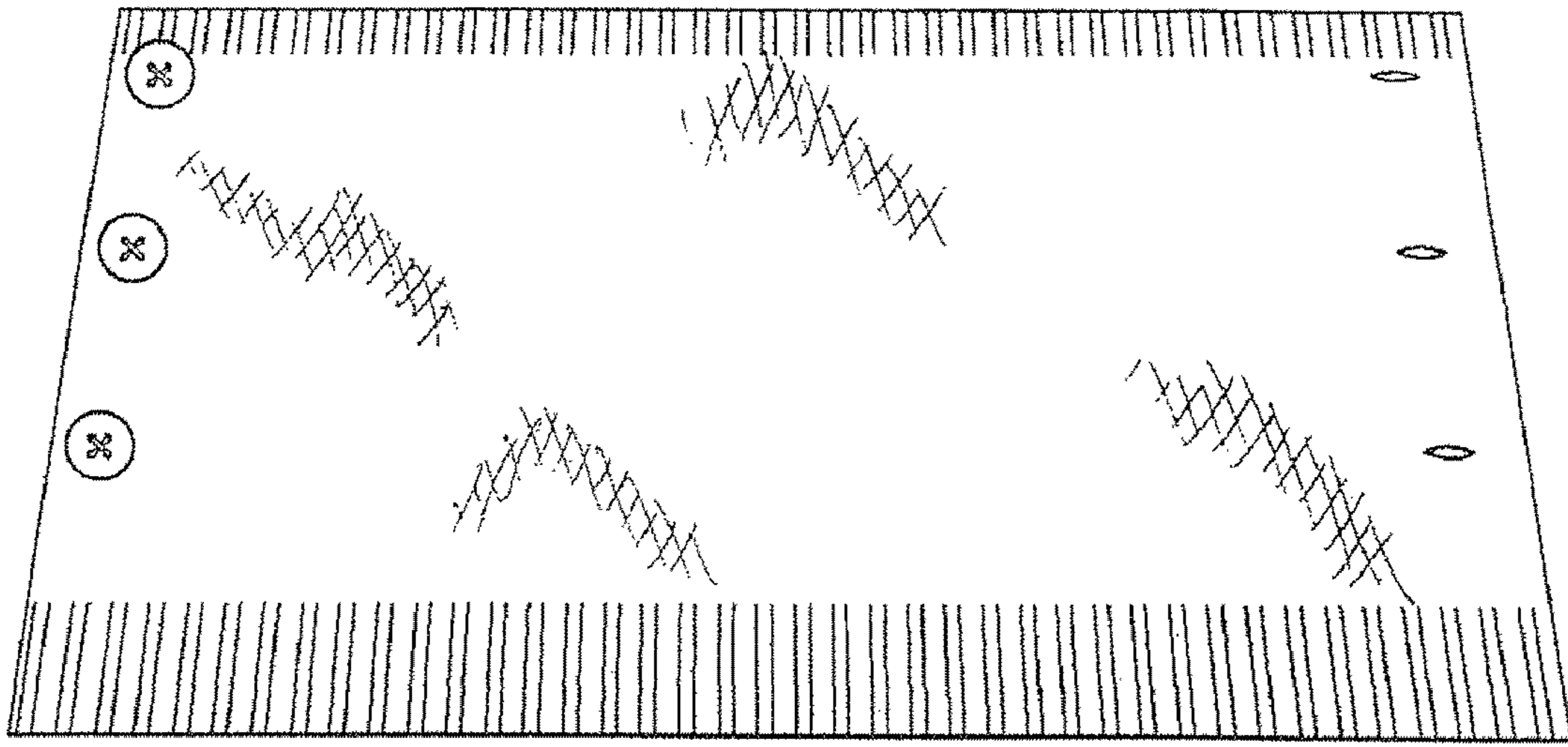


Fig. 3




FIG. 4

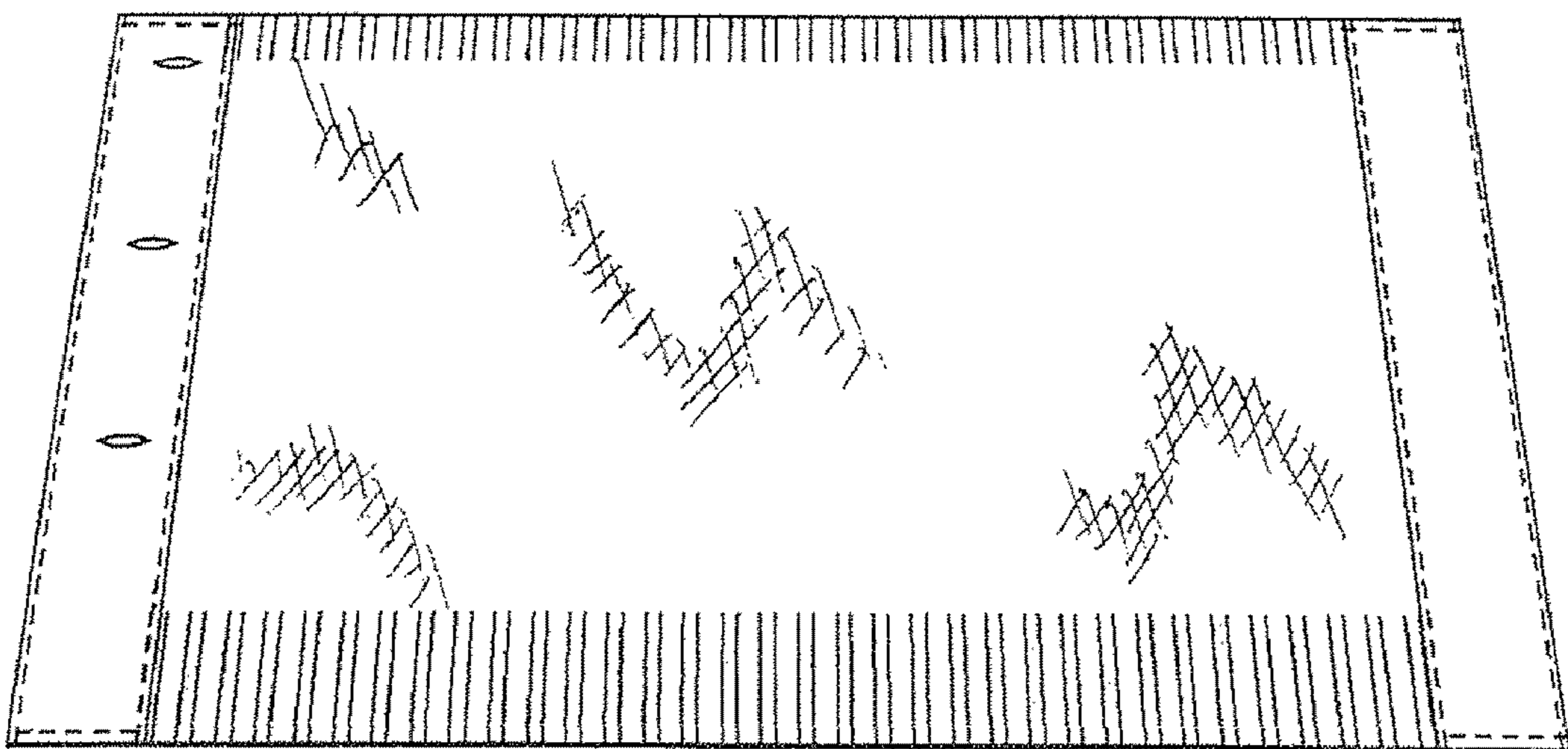


FIG. 5