



US00D654221S

(12) **United States Design Patent**
Christie et al.

(10) **Patent No.:** **US D654,221 S**
(45) **Date of Patent:** **** Feb. 14, 2012**

(54) **HAIR REMOVAL DEVICE**
(75) Inventors: **Vanessa Christie**, Boston, MA (US);
Guohua Pan, Luwan (CN)
(73) Assignee: **The Gillette Company**, Boston, MA
(US)
(**) Term: **14 Years**
(21) Appl. No.: **29/386,513**

D506,034 S * 6/2005 Cornelissen D28/46
D511,024 S 10/2005 Dombrowski et al.
D537,207 S 2/2007 Wonderley et al.
D542,472 S 5/2007 Sakurai
D568,540 S 5/2008 Micinilio et al.
D608,051 S * 1/2010 Tamsiran D28/44.1
D624,701 S 9/2010 Jung
7,814,661 B2 10/2010 Tomassetti
D636,531 S * 4/2011 Wilson D28/46
2010/0037463 A1 * 2/2010 Maichel et al. 30/34.1
2010/0095528 A1 * 4/2010 Hawes et al. 30/41.5
2011/0146080 A1 * 6/2011 Pauw 30/41.5
* cited by examiner

(22) Filed: **Mar. 2, 2011**
(51) **LOC (9) Cl.** **28-03**
(52) **U.S. Cl.** **D28/48**
(58) **Field of Classification Search** D28/44,
D28/44.1-48; 30/32, 34.05, 34.1, 34.2, 43,
30/42, 44-61, 77-84, 526-538
See application file for complete search history.

Primary Examiner — Jennifer Rivard
(74) *Attorney, Agent, or Firm* — John M. Lipchitz; Kevin C. Johnson; Steven W. Miller

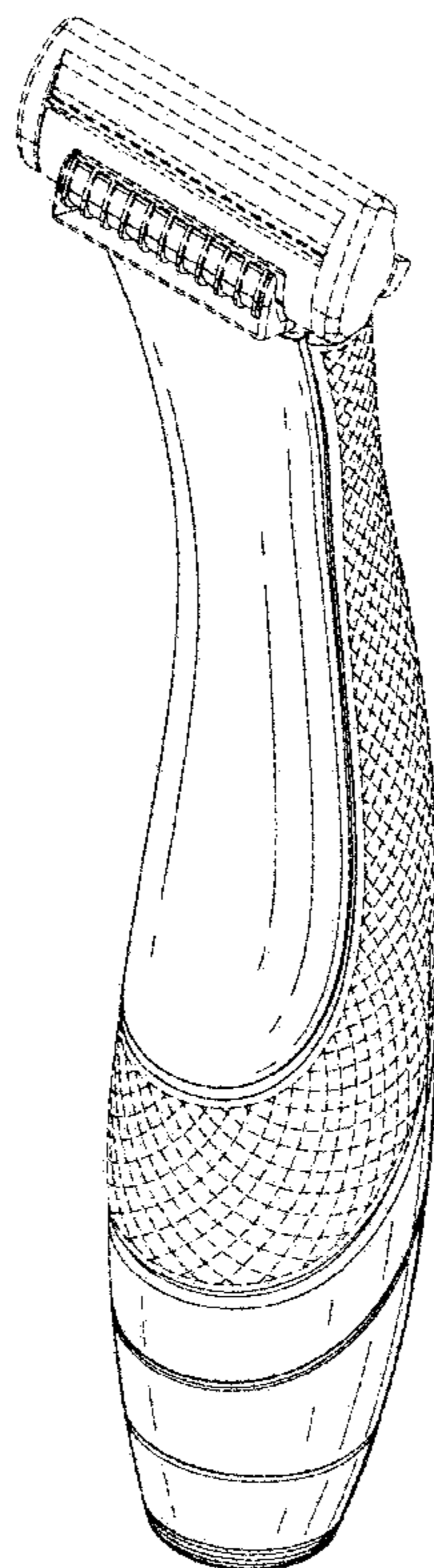
(57) **CLAIM**
The ornamental design for a hair removal device, as shown and described.

DESCRIPTION

(56) **References Cited**
U.S. PATENT DOCUMENTS
D221,203 S 7/1971 Poisson
D293,036 S 12/1987 Iten et al.
D305,265 S 12/1989 Motta et al.
D311,971 S 11/1990 Faerber
D327,139 S 6/1992 Tilley et al.
D346,461 S 4/1994 Reno
D437,087 S * 1/2001 Yamagishi D28/48
D437,661 S 2/2001 Pinchuk
D446,884 S 8/2001 Kohring et al.
D485,012 S 1/2004 Zucker
D490,568 S * 5/2004 Leventhal et al. D28/46

FIG. 1 is a perspective view of a hair removal device of the present invention;
FIG. 2 is a front view thereof;
FIG. 3 is a rear view thereof;
FIG. 4 is a right view thereof;
FIG. 5 is a left view thereof;
FIG. 6 is a top view thereof; and,
FIG. 7 is a bottom view thereof.
The broken lines are shown for illustrative purposes only and form no part of the claimed design.

1 Claim, 4 Drawing Sheets



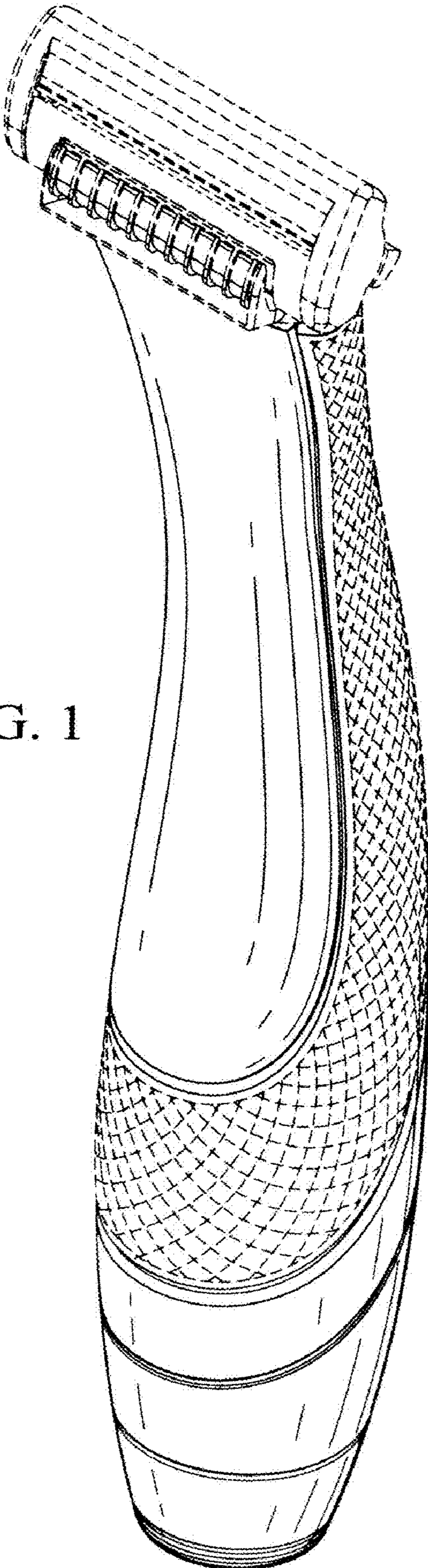


FIG. 1

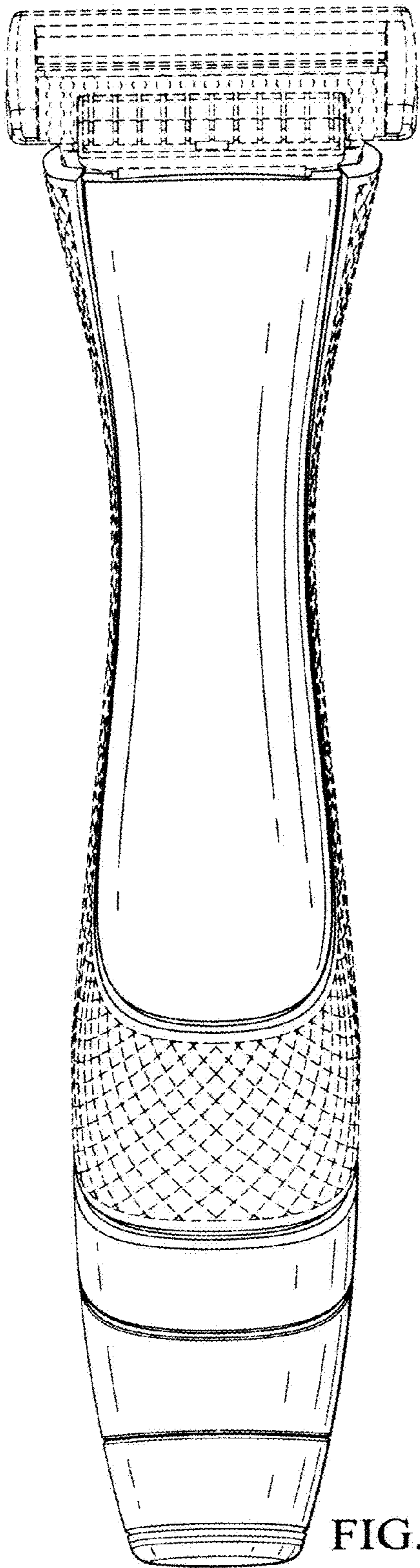


FIG. 2

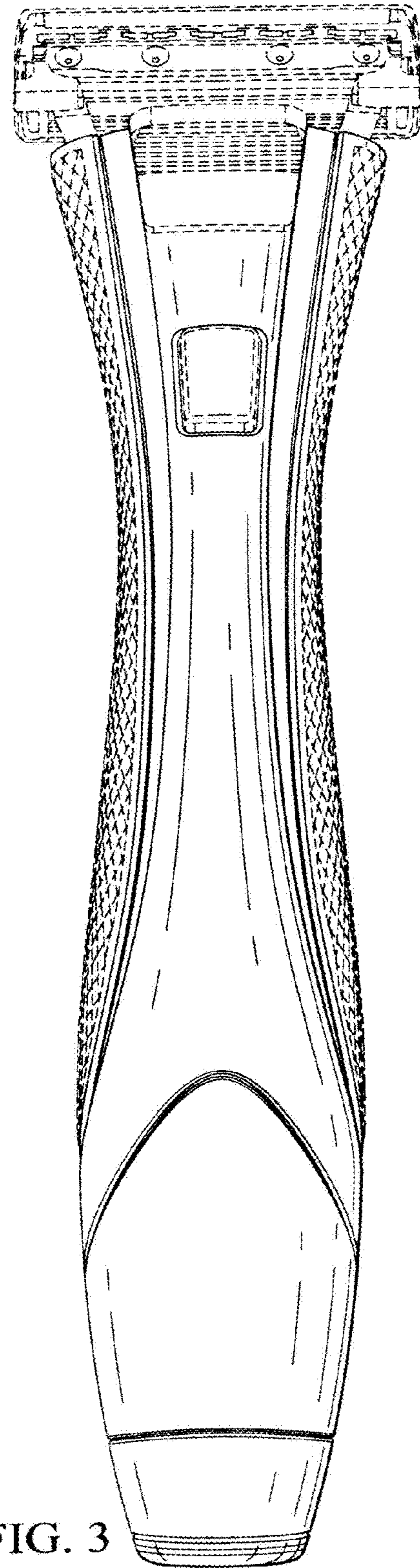
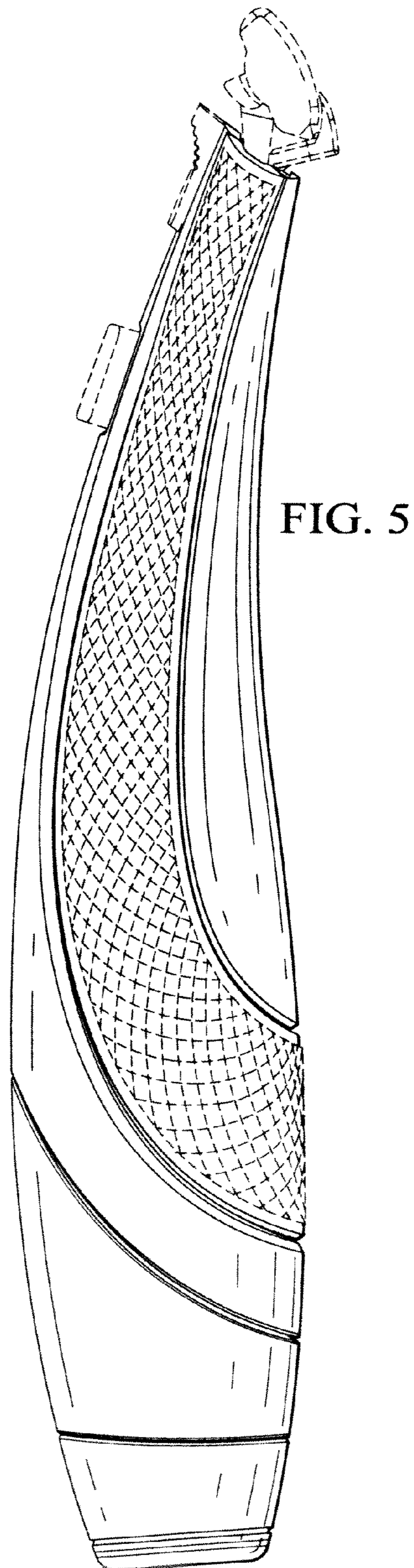
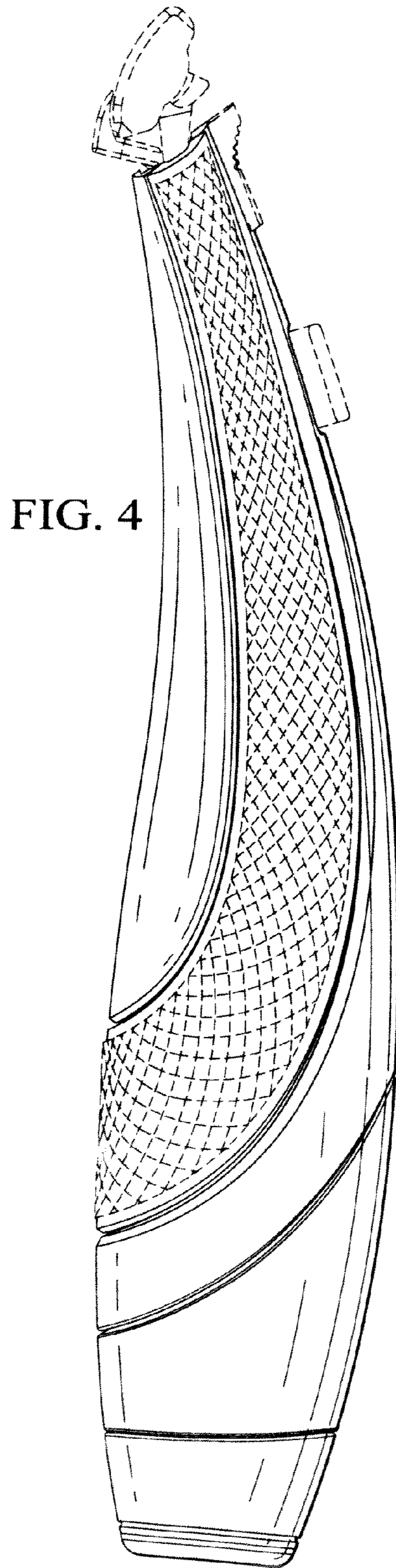


FIG. 3



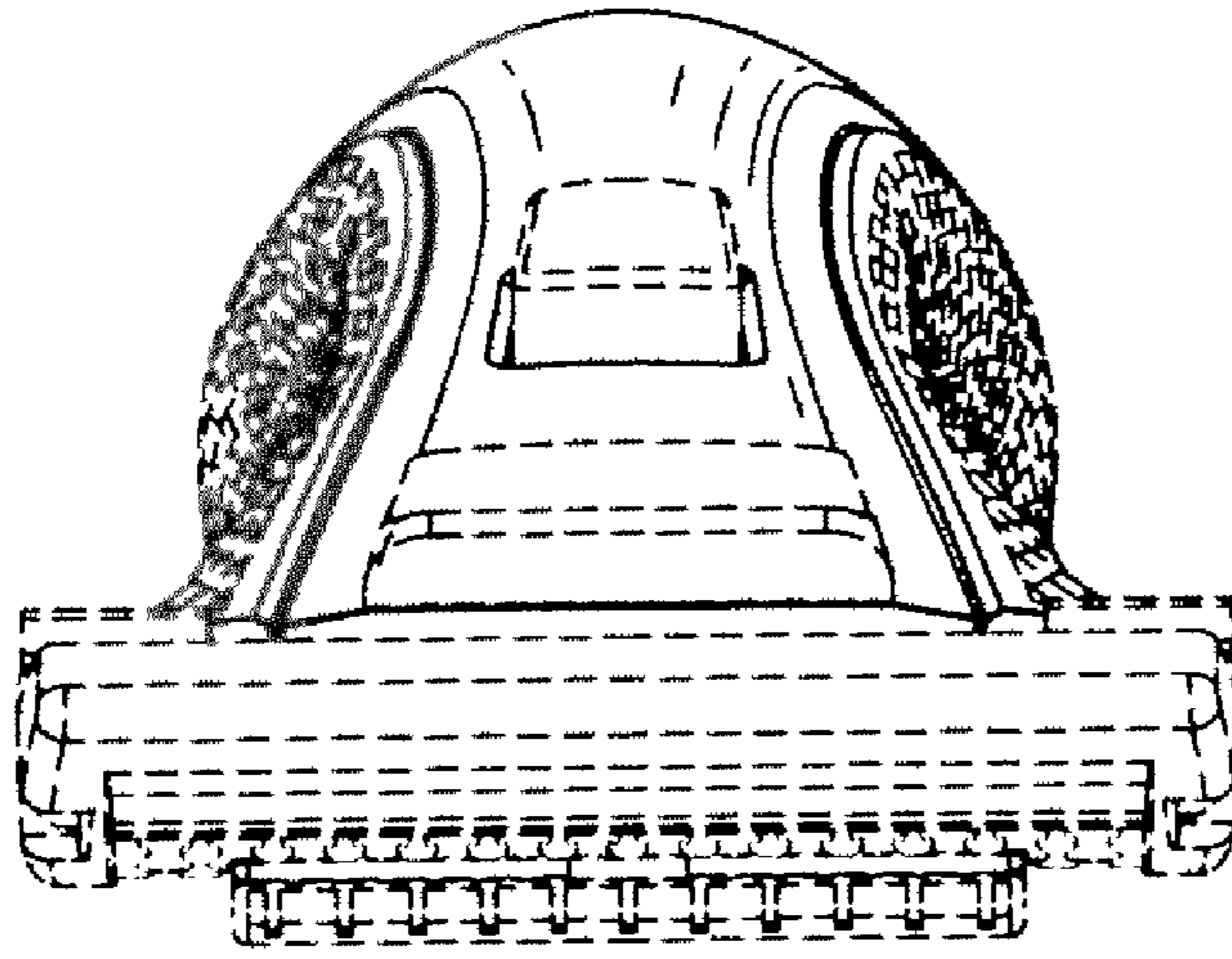


FIG. 6

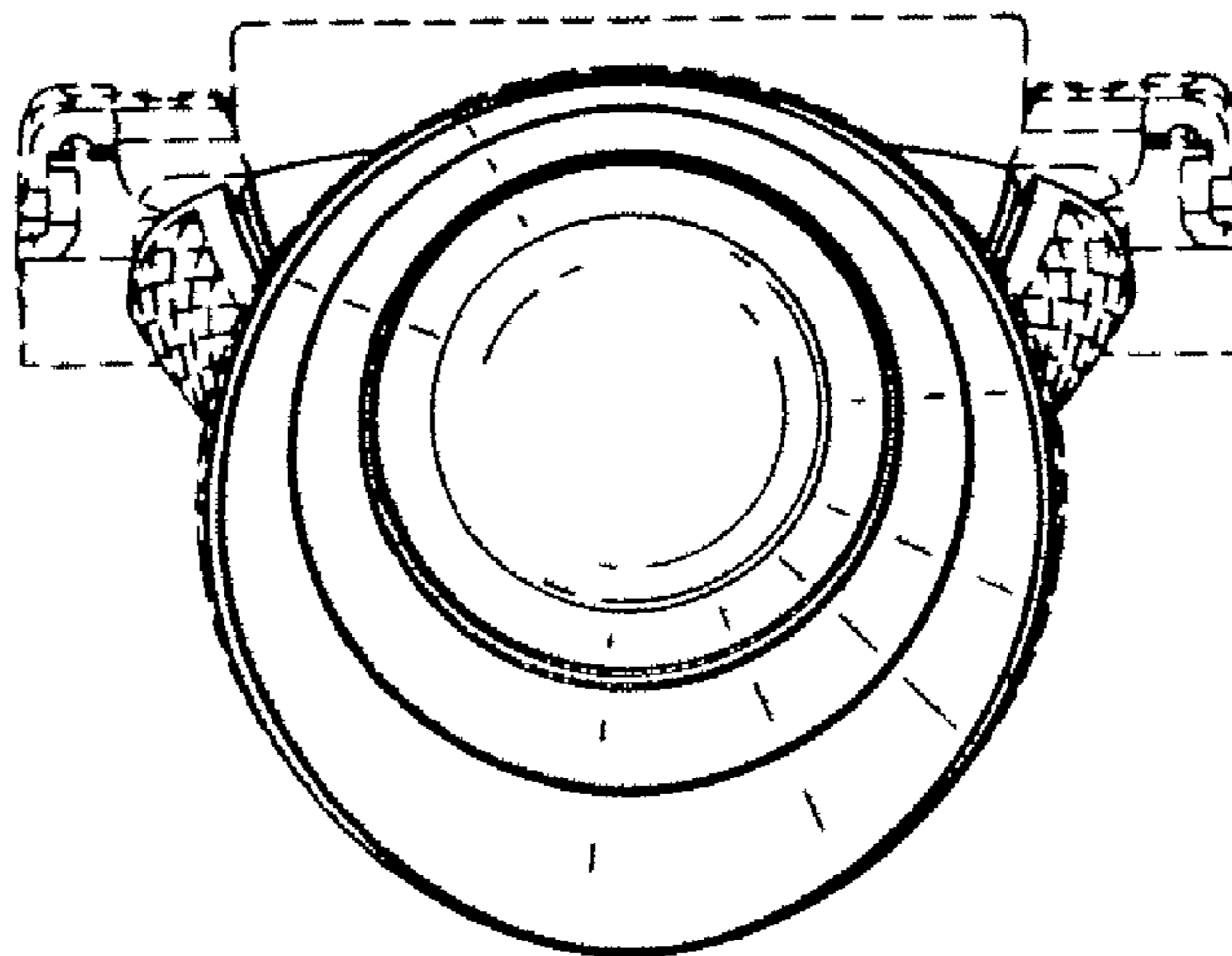


FIG. 7