



US00D654220S

(12) **United States Design Patent**  
**Cole**

(10) **Patent No.:** **US D654,220 S**

(45) **Date of Patent:** **\*\* Feb. 14, 2012**

(54) **FABRIC CARE DEVICE**

(76) Inventor: **Kim Cole**, Montréal (CA)

(\*\*) Term: **14 Years**

(21) Appl. No.: **29/358,426**

(22) Filed: **Mar. 26, 2010**

(30) **Foreign Application Priority Data**

Sep. 30, 2009 (CA) ..... 132420

(51) **LOC (9) Cl.** ..... **28-03**

(52) **U.S. Cl.** ..... **D28/45**

(58) **Field of Classification Search** ..... D28/44-54;  
D4/137; 15/104.001, 104.002; D32/48,  
D32/49; 30/32, 34.05, 34.1, 34.2, 41, 48-51,  
30/526-536

See application file for complete search history.

(56) **References Cited**

**U.S. PATENT DOCUMENTS**

D304,883	S	*	12/1989	Fan	.....	D4/137
4,979,257	A	*	12/1990	Heneveld	.....	15/104.002
D313,509	S	*	1/1991	Ueda	.....	D4/137
5,148,571	A	*	9/1992	Brazis et al.	.....	15/104.002
D354,586	S	*	1/1995	Grange	.....	D28/46
D403,112	S	*	12/1998	Engel	.....	D28/46
D403,114	S		12/1998	Shurtleff		
D407,850	S		4/1999	Shurtleff		
D408,101	S		4/1999	Shurtleff		
D417,034	S		11/1999	Shurtleff		
D419,722	S	*	1/2000	Prochaska	.....	D28/46
D429,034	S		8/2000	Shurtleff		
D495,826	S		9/2004	Ham et al.		
D495,828	S		9/2004	Ham et al.		

D495,831	S	*	9/2004	Hsu	.....	D28/50
D513,814	S	*	1/2006	Chen	.....	D28/50
D535,746	S	*	1/2007	Grove et al.	.....	D28/44
D575,903	S	*	8/2008	Wakayama	.....	D28/48
7,647,699	B1	*	1/2010	Geile	.....	30/43.4
7,673,363	B2	*	3/2010	McKay et al.	.....	15/104.002
D620,643	S	*	7/2010	Teteak et al.	.....	D28/50
D634,066	S	*	3/2011	Mengri	.....	D28/44
D638,166	S	*	5/2011	Martinez De San Vicente	.....	D28/10

\* cited by examiner

*Primary Examiner* — Jennifer Rivard

(74) *Attorney, Agent, or Firm* — McCarter & English, LLP

(57) **CLAIM**

The ornamental design for a fabric care device, substantially as shown and described.

**DESCRIPTION**

FIG. 1 is a top perspective view of a fabric care device from a first end of the fabric care device;

FIG. 2 is a top perspective view from the second end of the fabric care device;

FIG. 3 is a bottom perspective view of the fabric care device;

FIG. 4 is a first end view of the fabric care device;

FIG. 5 is a second end view of the fabric care device;

FIG. 6 is a side view of the fabric care device;

FIG. 7 is another side view of the fabric care device;

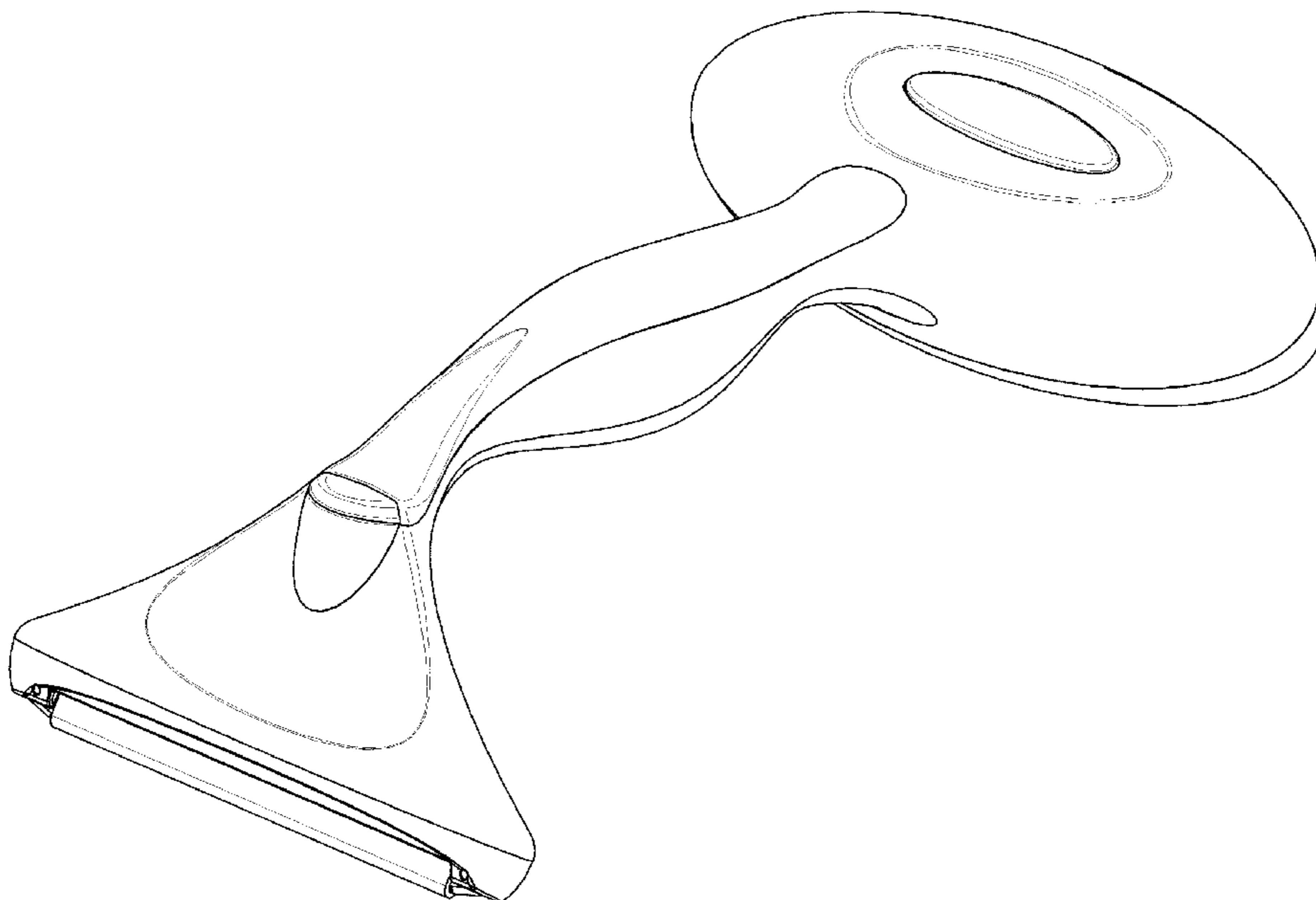
FIG. 8 is a top plan view of the fabric care device;

FIG. 9 is a bottom plan view of the fabric care device; and,

FIG. 10 is an exploded view of the fabric care device.

The broken lines shown in the drawings illustrate portions of the article and form no part of the claimed design.

**1 Claim, 10 Drawing Sheets**



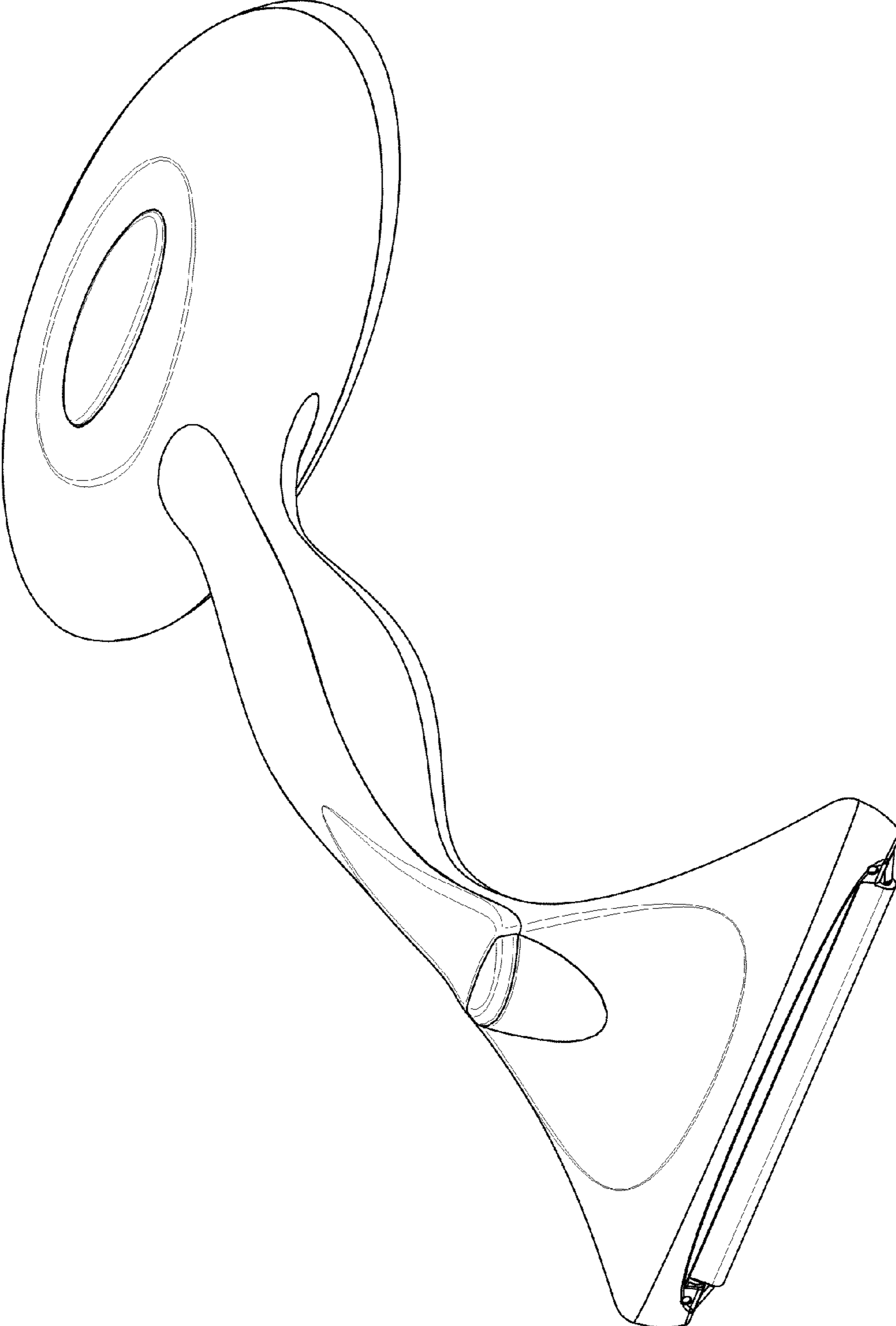


Figure 1

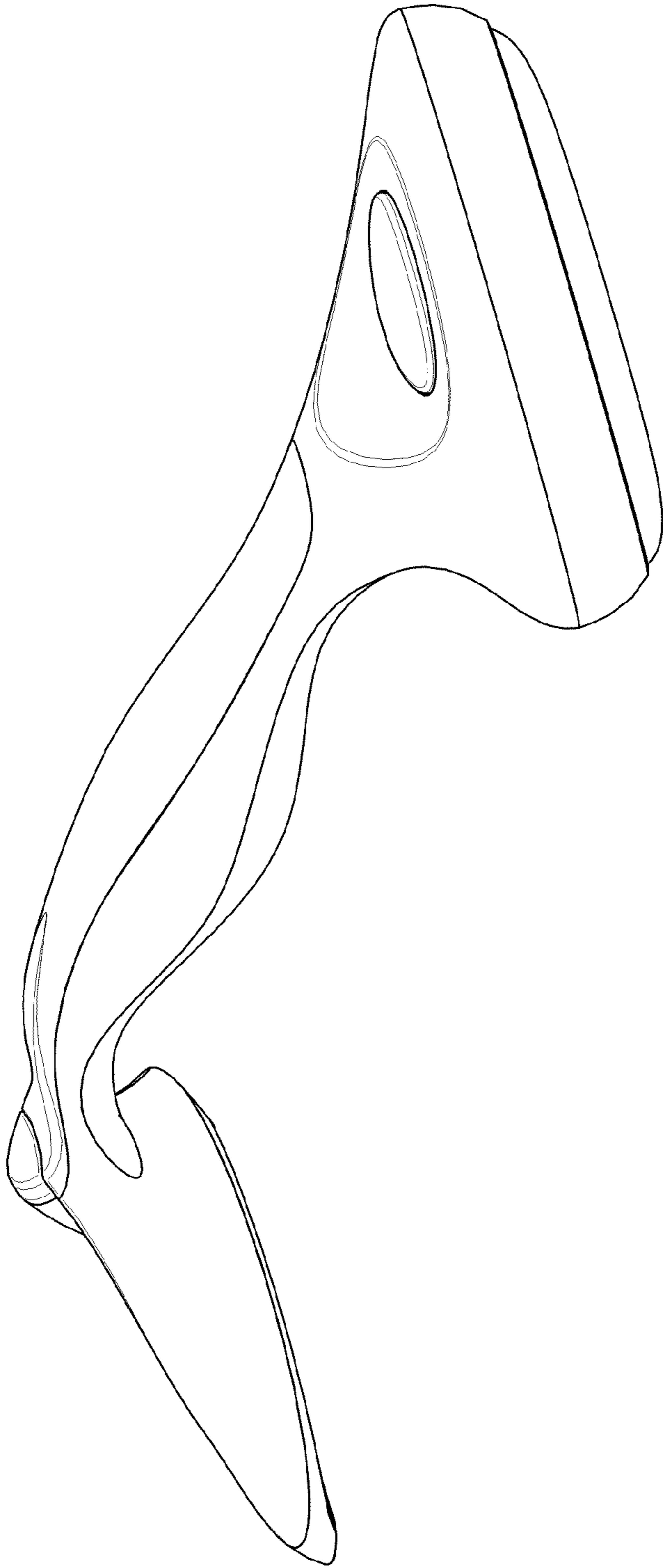


Figure 2

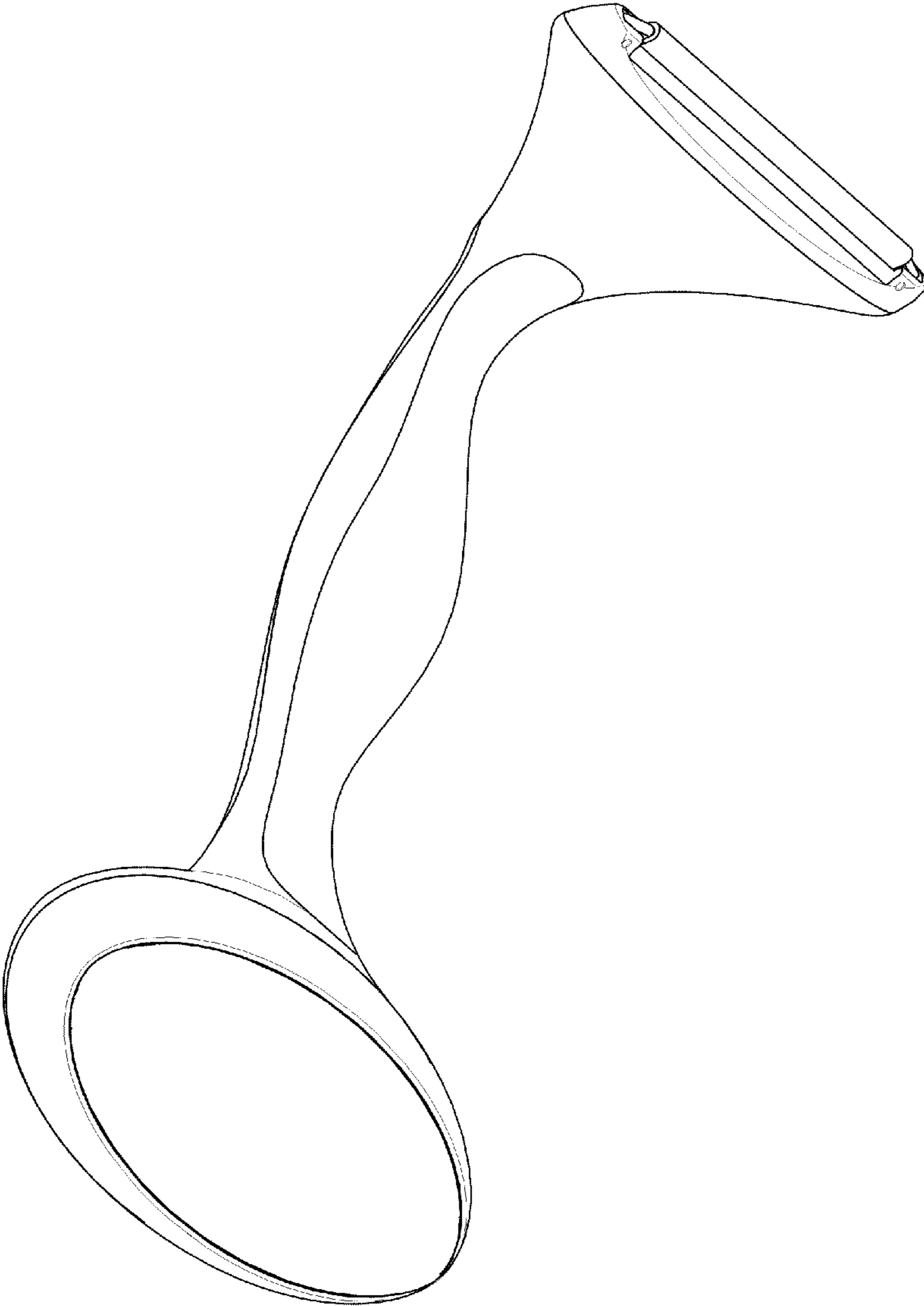


Figure 3

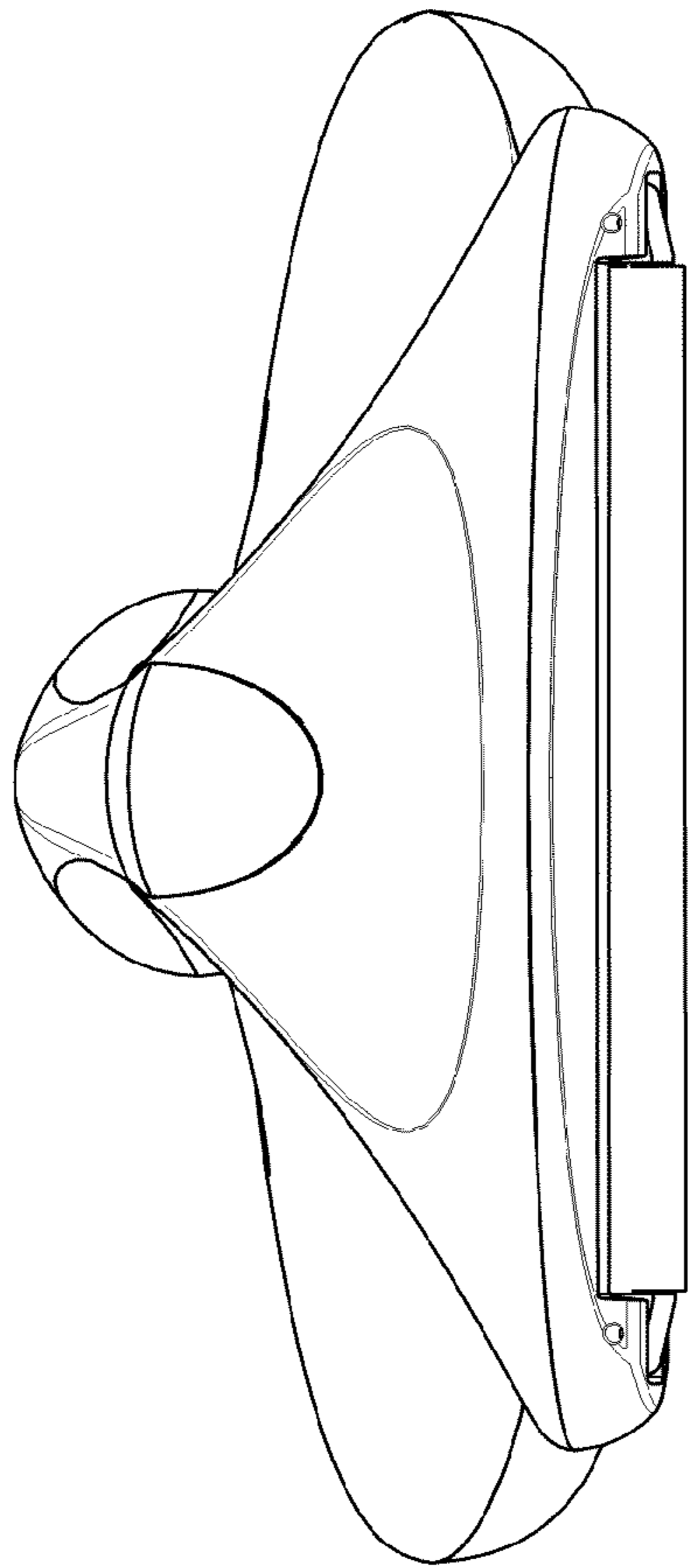


Figure 4

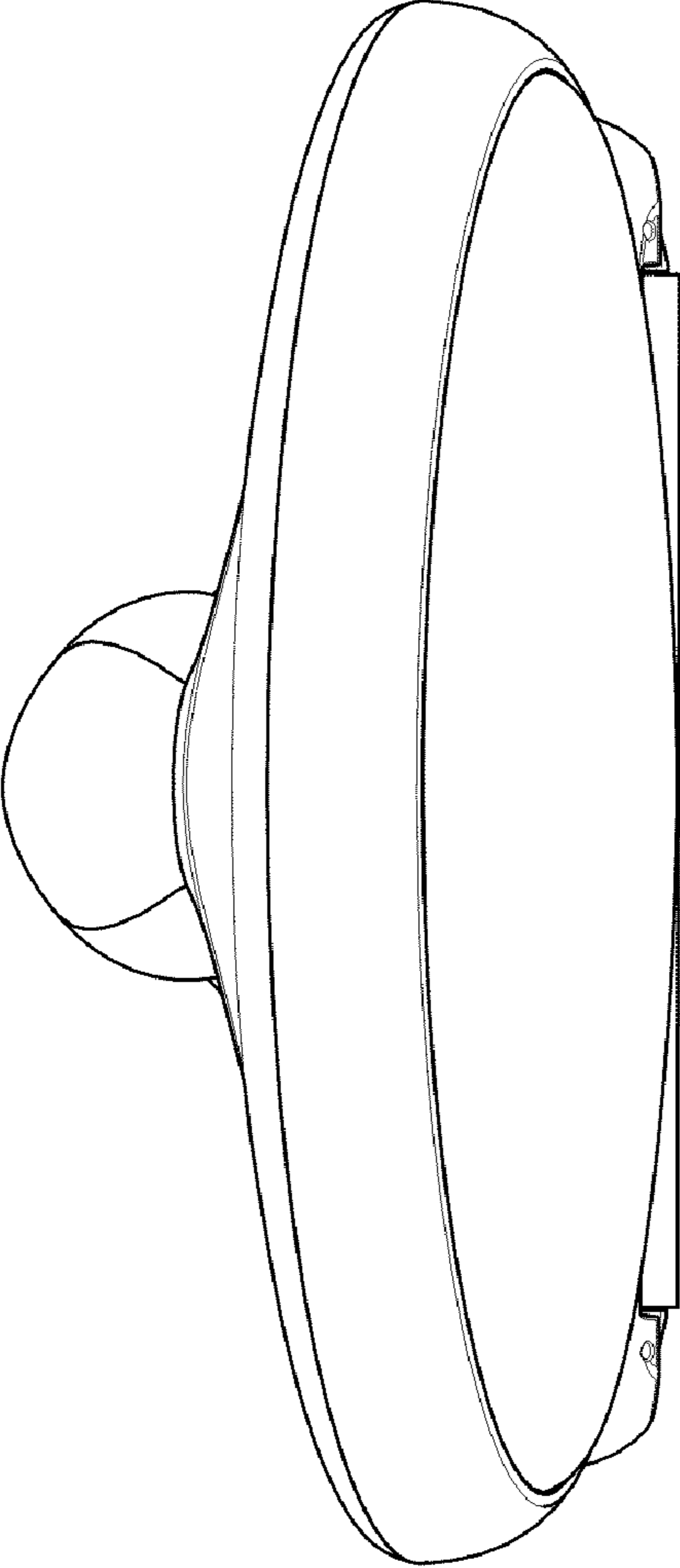


Figure 5

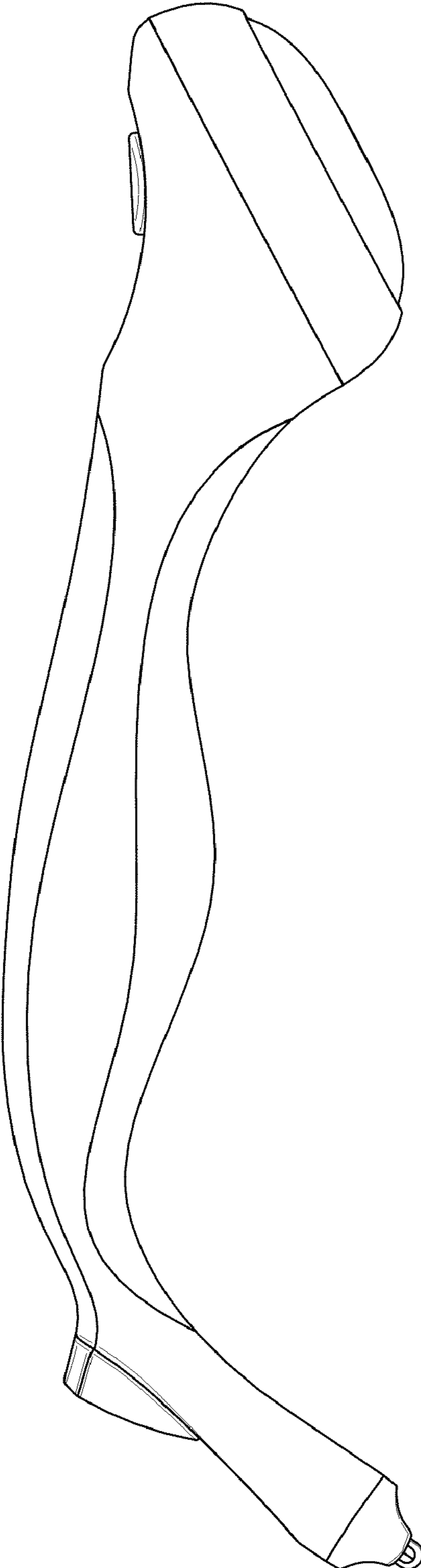


Figure 6



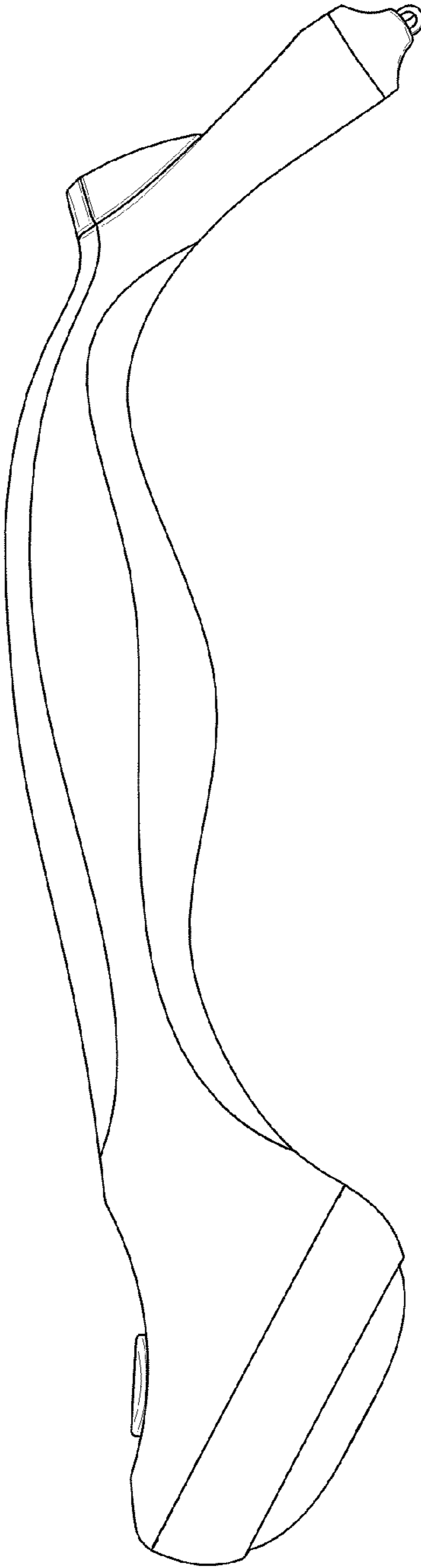


Figure 7



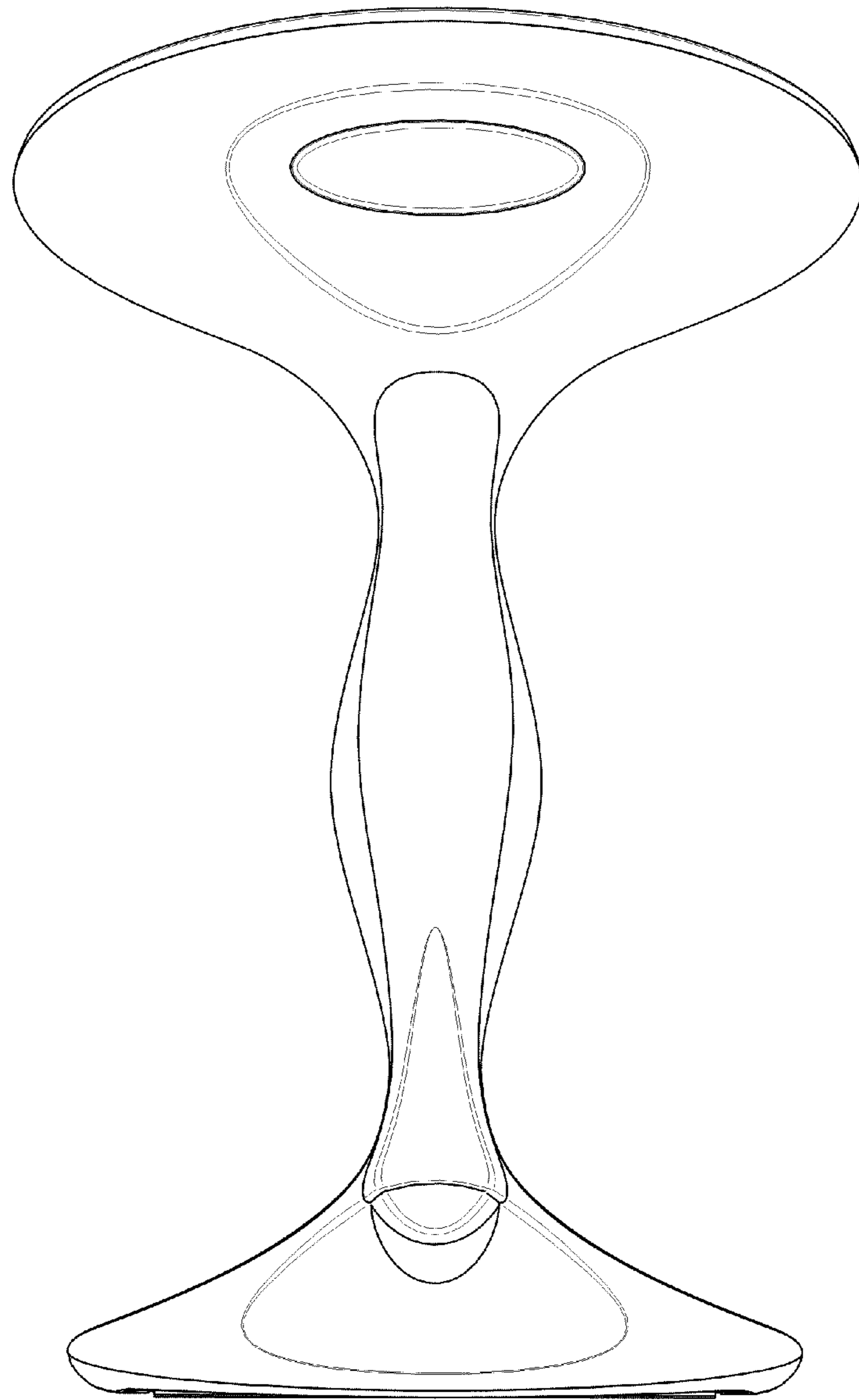


Figure 8




Figure 9



Figure 10