



US00D654187S

(12) **United States Design Patent**
Shepherd

(10) **Patent No.:** **US D654,187 S**

(45) **Date of Patent:** **** Feb. 14, 2012**

(54) **SHELTER**

(75) **Inventor:** **Derald L. Shepherd**, Torrington, CT (US)

(73) **Assignee:** **Shelterlogic Corp.**, Watertown, CT (US)

(**) **Term:** **14 Years**

(21) **Appl. No.:** **29/356,755**

(22) **Filed:** **Mar. 2, 2010**

(51) **LOC (9) Cl.** **25-01**

(52) **U.S. Cl.** **D25/22; D21/834**

(58) **Field of Classification Search** D25/1-35;
52/2.17, 2.25, 86, 64, 66, 67, 71, 72, 80,
52/82; 174/379; D21/834-838; D12/403;
135/90, 121-124

See application file for complete search history.

(56) **References Cited**

U.S. PATENT DOCUMENTS

1,871,913	A *	8/1932	Patterson	52/280
D208,520	S *	9/1967	Chorey	D21/834
3,755,976	A *	9/1973	Dolhaine	52/93.1
3,780,477	A *	12/1973	Sprung, Jr.	135/124
4,404,980	A *	9/1983	Wade	135/123
D297,424	S *	8/1988	Norris, III	D12/403
D304,240	S *	10/1989	Wright	D25/1
D336,505	S *	6/1993	Danaher	D21/838
D358,191	S *	5/1995	November	D21/834
D362,729	S *	9/1995	Kitchel	D25/11
5,638,848	A *	6/1997	November	135/90
D382,248	S *	8/1997	Long	D12/403
D409,310	S *	5/1999	Goldwitz	D25/1

D414,564	S	9/1999	Goldwitz	
D414,957	S *	10/1999	Rajacich D6/387
D415,571	S	10/1999	Goldwitz	
D415,572	S	10/1999	Goldwitz	
D430,306	S	8/2000	Goldwitz	
6,170,503	B1 *	1/2001	Lin Shy 135/119
6,367,495	B1 *	4/2002	Powell et al. 135/122
6,505,638	B1 *	1/2003	Powell et al. 135/124
6,684,584	B1	2/2004	Goldwitz	
D568,495	S *	5/2008	Kennedy et al. D25/1
D574,918	S *	8/2008	McAlister D21/834
D588,715	S	3/2009	Funk	
D593,209	S	5/2009	VanElverdinghe	
D603,057	S *	10/2009	VanElverdinghe D25/56
D603,529	S *	11/2009	VanElverdinghe D25/56
D605,782	S	12/2009	Ross	
D607,077	S *	12/2009	Prevost D21/834
D620,531	S *	7/2010	Allen D20/19
2008/0017231	A1 *	1/2008	Chen 135/121

* cited by examiner

Primary Examiner — T. Chase Nelson

Assistant Examiner — Eric Goodman

(74) *Attorney, Agent, or Firm* — Carmody & Torrance LLP

(57) **CLAIM**

The ornamental design for a shelter, as shown and described.

DESCRIPTION

FIG. 1 is a perspective view of a shelter;
FIG. 2 is a front elevational view thereof;
FIG. 3 is a rear elevational view thereof;
FIG. 4 is a left side elevational view thereof;
FIG. 5 is a right side elevational view thereof; and,
FIG. 6 is a top plan view thereof.

1 Claim, 6 Drawing Sheets




FIG. 1

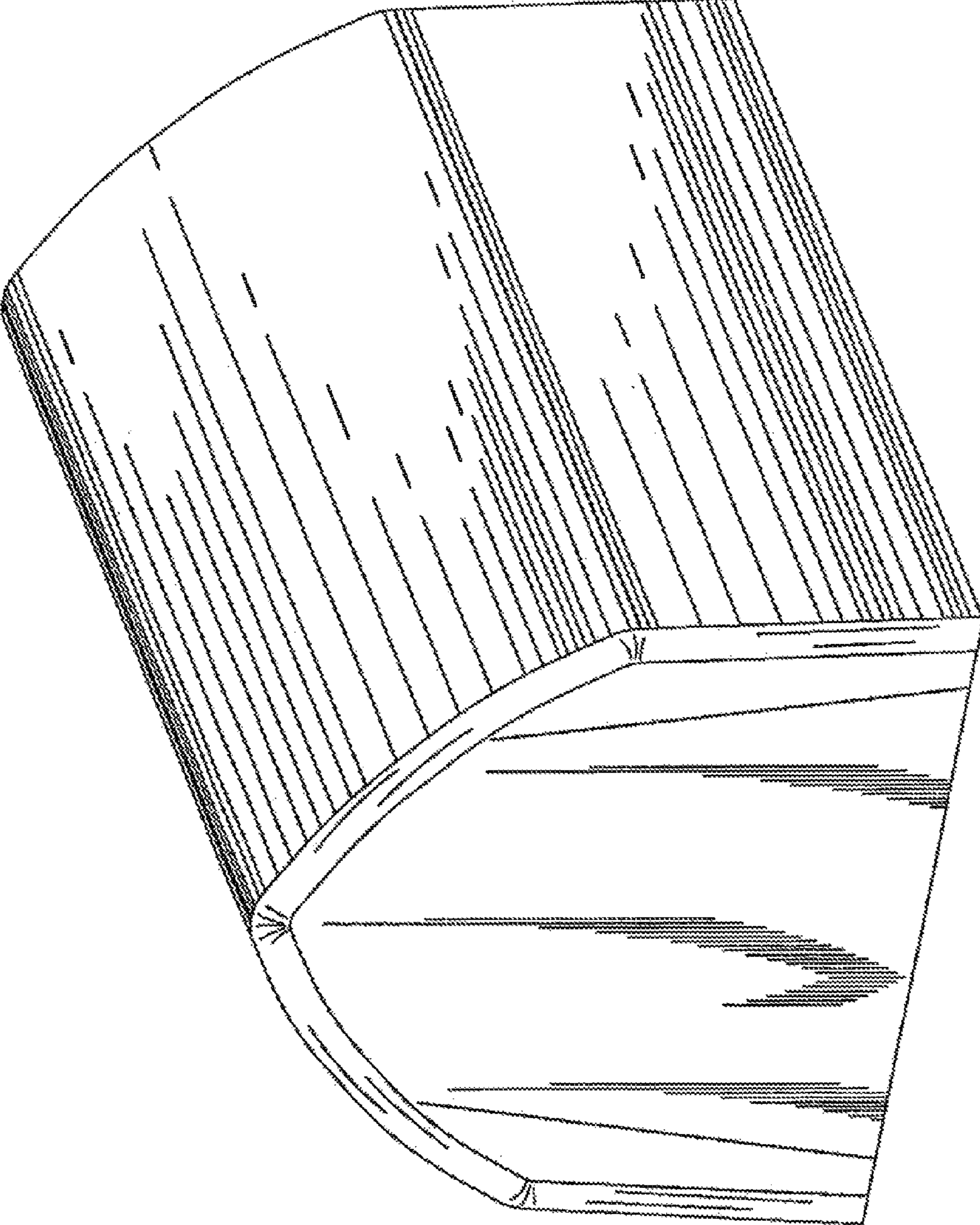


FIG. 2

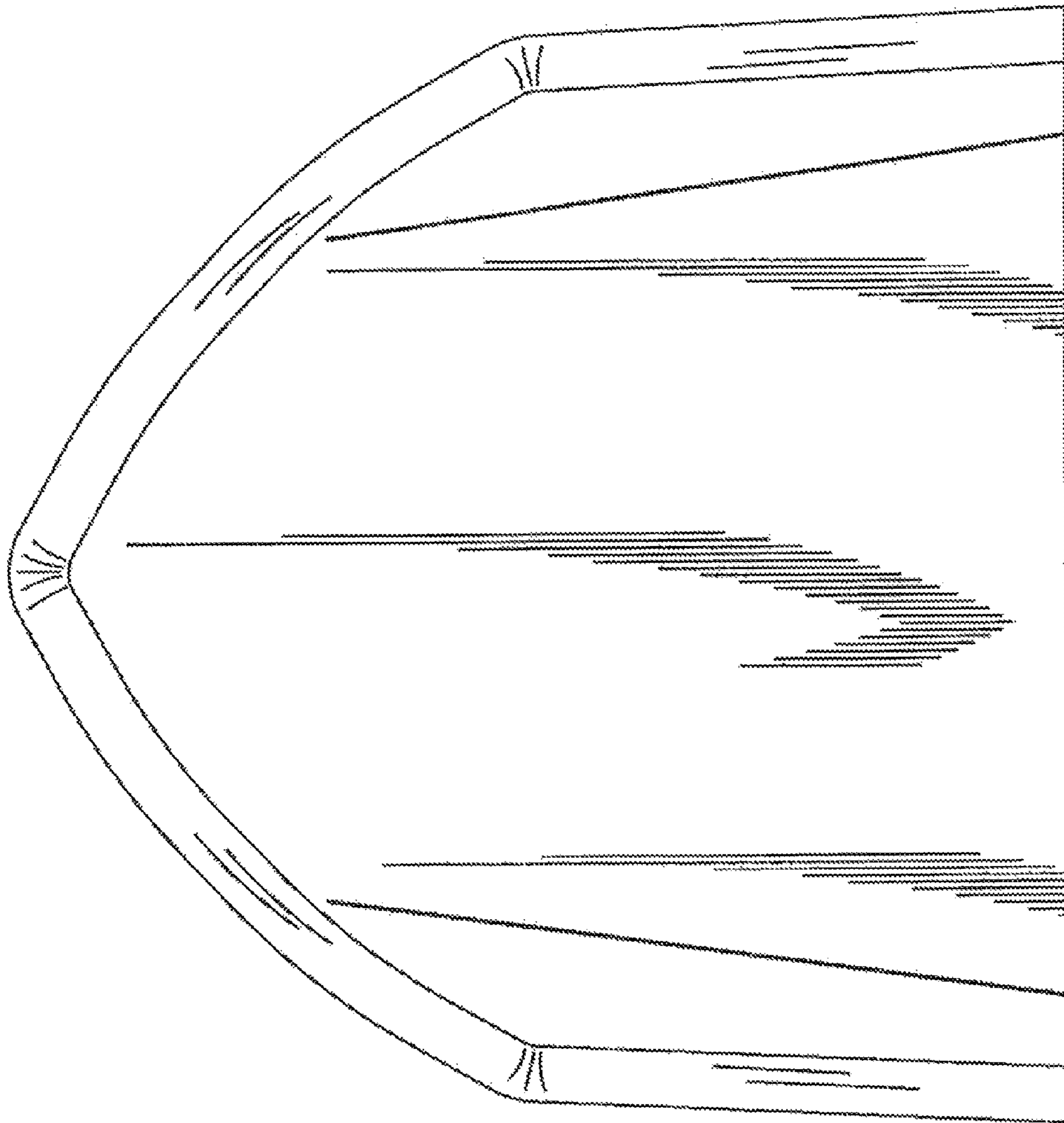


FIG. 3

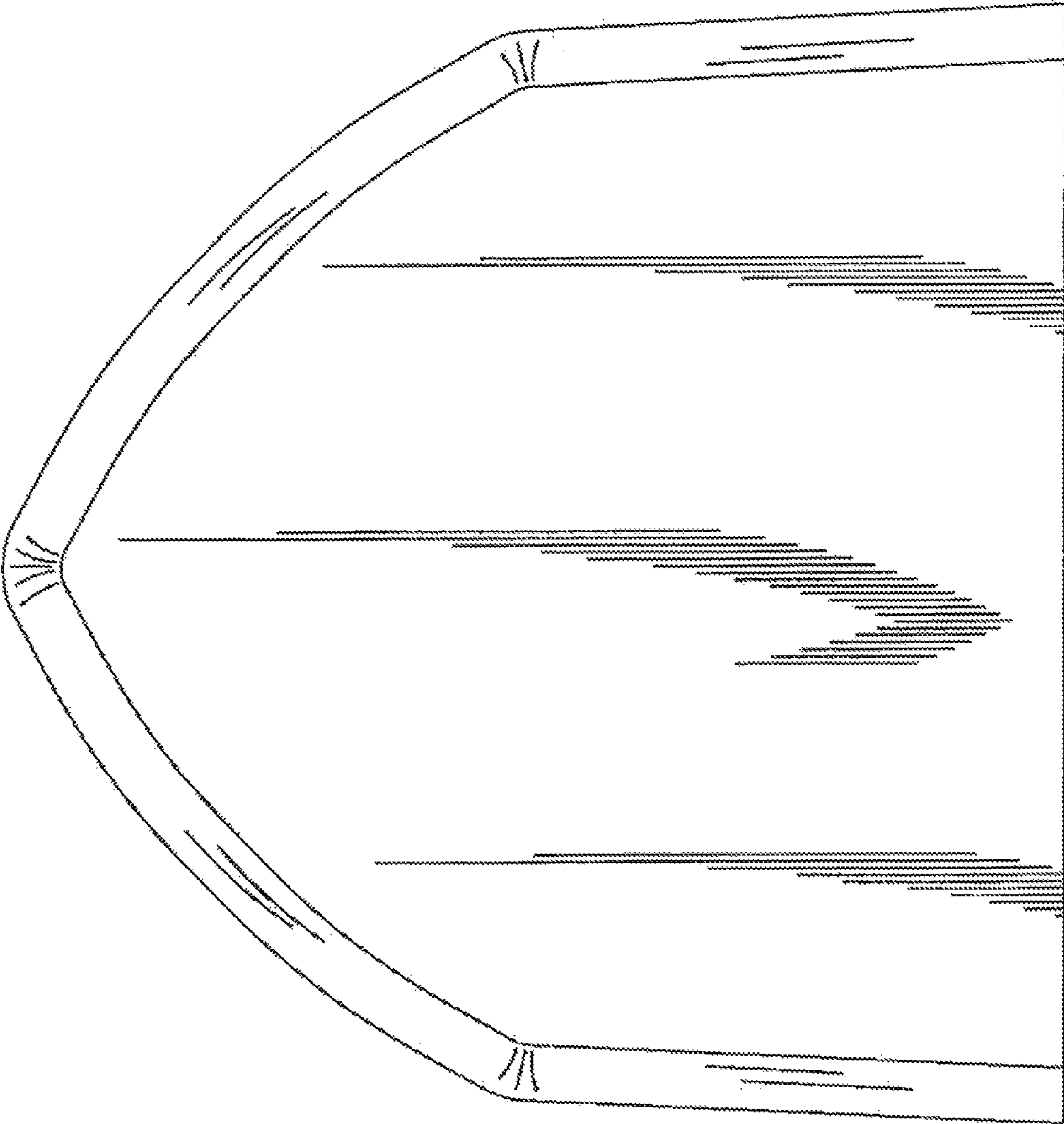


FIG. 4




FIG. 5




FIG. 6

