



US00D654181S

(12) **United States Design Patent**
Chiang

(10) **Patent No.:** **US D654,181 S**

(45) **Date of Patent:** **** Feb. 14, 2012**

(54) **KNEE SUPPORT**

(76) Inventor: **Pang-Ching Chiang**, Taipei (TW)

(**) Term: **14 Years**

(21) Appl. No.: **29/394,449**

(22) Filed: **Jun. 16, 2011**

(51) **LOC (9) Cl.** **24-01**

(52) **U.S. Cl.** **D24/190**

(58) **Field of Classification Search** D24/188-190;
D29/121.1; 602/3, 5, 6, 16, 21-23, 26, 60-64;
2/16, 22, 24; 128/869, 879, 892, DIG. 20
See application file for complete search history.

(56) **References Cited**

U.S. PATENT DOCUMENTS

3,703,171	A *	11/1972	Schiavitto	602/26
5,139,477	A *	8/1992	Peters	602/26
5,261,871	A *	11/1993	Greenfield	602/26
D389,582	S *	1/1998	Bodenschatz et al.	D24/190
D444,563	S *	7/2001	Rodgers	D24/190
D448,084	S *	9/2001	Hopwood et al.	D24/190
6,287,269	B1 *	9/2001	Osti et al.	602/62
D501,927	S *	2/2005	McCormick et al.	D24/190
D572,827	S *	7/2008	Reinhardt et al.	D24/190
D573,713	S *	7/2008	Mueller et al.	D24/190
D574,084	S *	7/2008	Reinhardt	D24/190
D580,554	S *	11/2008	Lin et al.	D24/190
D580,556	S *	11/2008	Lin et al.	D24/190
7,496,973	B2 *	3/2009	Jewell et al.	2/227

7,749,181	B2 *	7/2010	Simmons et al.	602/23
D623,756	S *	9/2010	Chiang	D24/190
D623,759	S *	9/2010	Chiang	D24/190
D630,333	S *	1/2011	Chiang	D24/190
7,862,528	B2 *	1/2011	Scott	602/23
7,862,529	B2 *	1/2011	Brown	602/26
D634,851	S *	3/2011	Chiang	D24/190
D635,266	S *	3/2011	Chiang	D24/190
D635,267	S *	3/2011	Chiang	D24/190
7,959,590	B2 *	6/2011	Scott	602/23
8,025,632	B2 *	9/2011	Einarsson	602/23

* cited by examiner

Primary Examiner — Susan E Krakower

(74) *Attorney, Agent, or Firm* — patenttm.us

(57) **CLAIM**

The ornamental design for a knee support, as shown and described.

DESCRIPTION

FIG. 1 is a front perspective view of a knee support showing my new design;

FIG. 2 is a front view thereof;

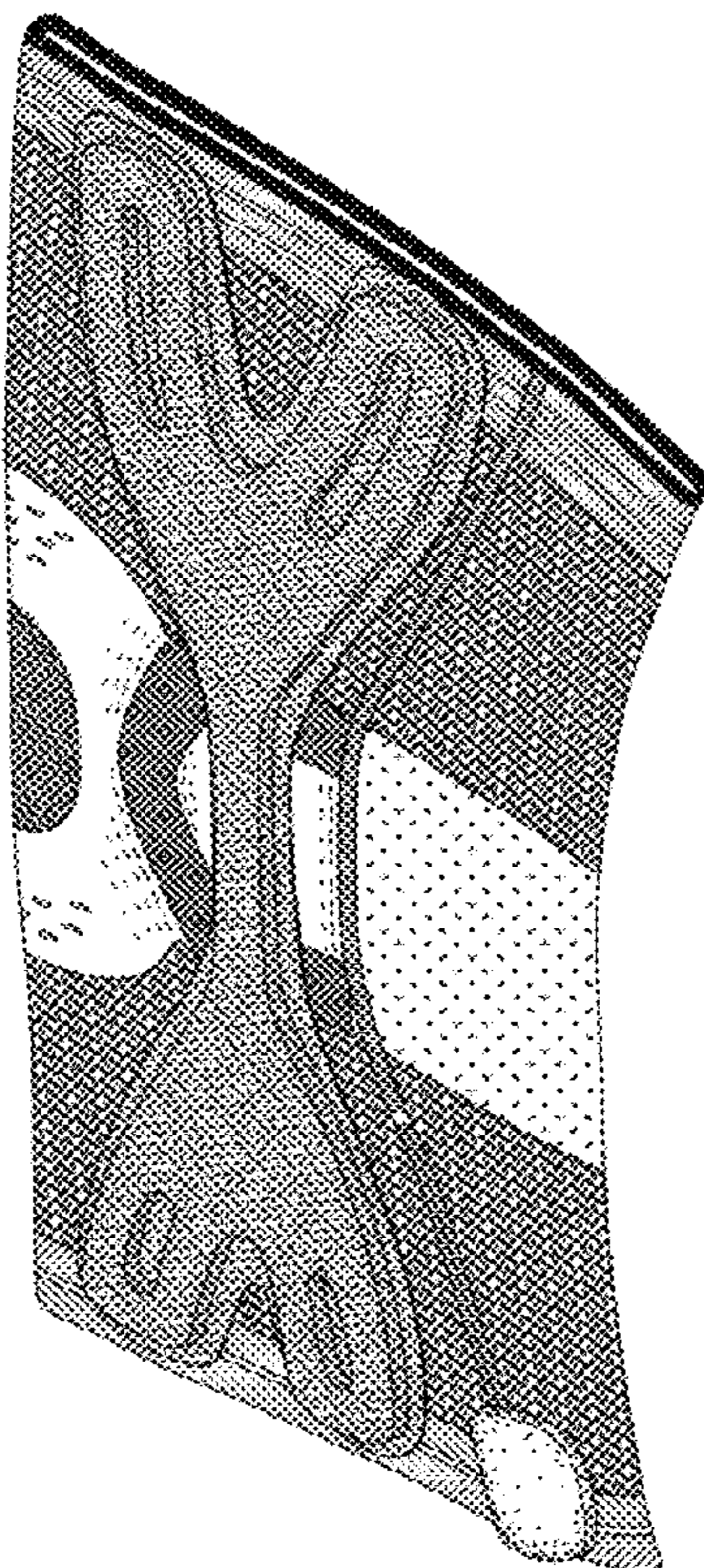
FIG. 3 is a rear view thereof;

FIG. 4 is a rear perspective view of the knee support showing my new design; and,

FIG. 5 is a perspective view of the knee support sleeved on a knee of a leg.

The broken lines showing represents environmental structure and forms no part of the claimed design.

1 Claim, 5 Drawing Sheets



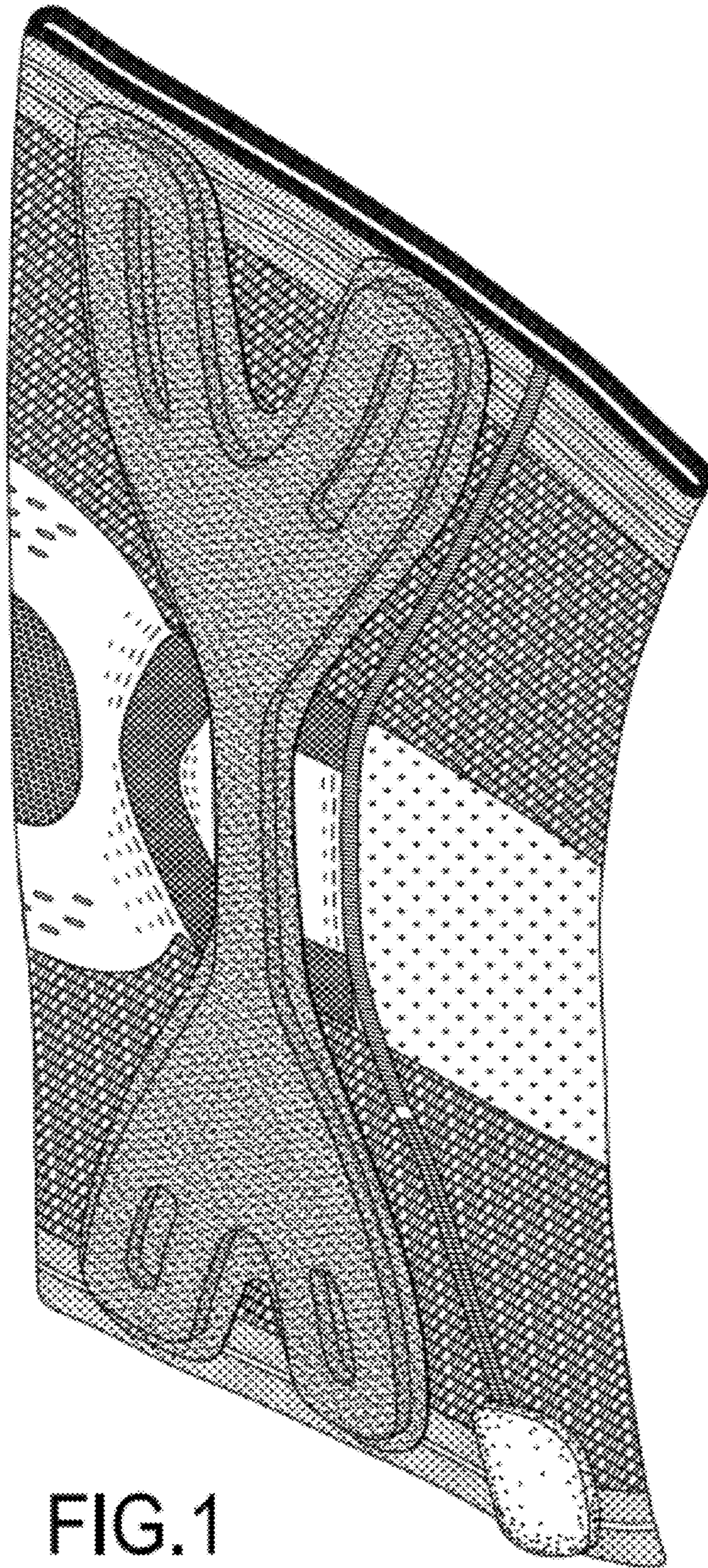


FIG. 1

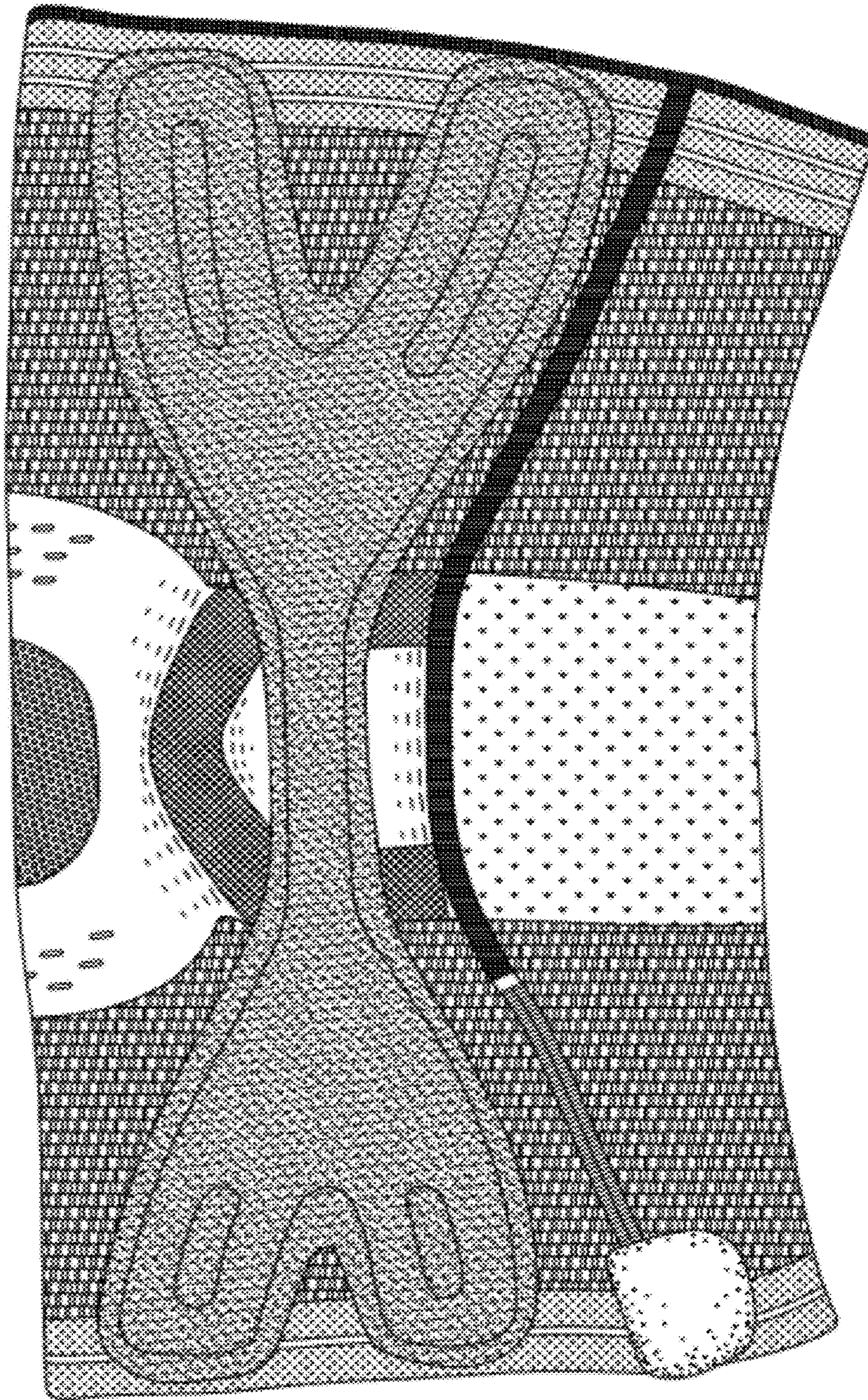


FIG.2

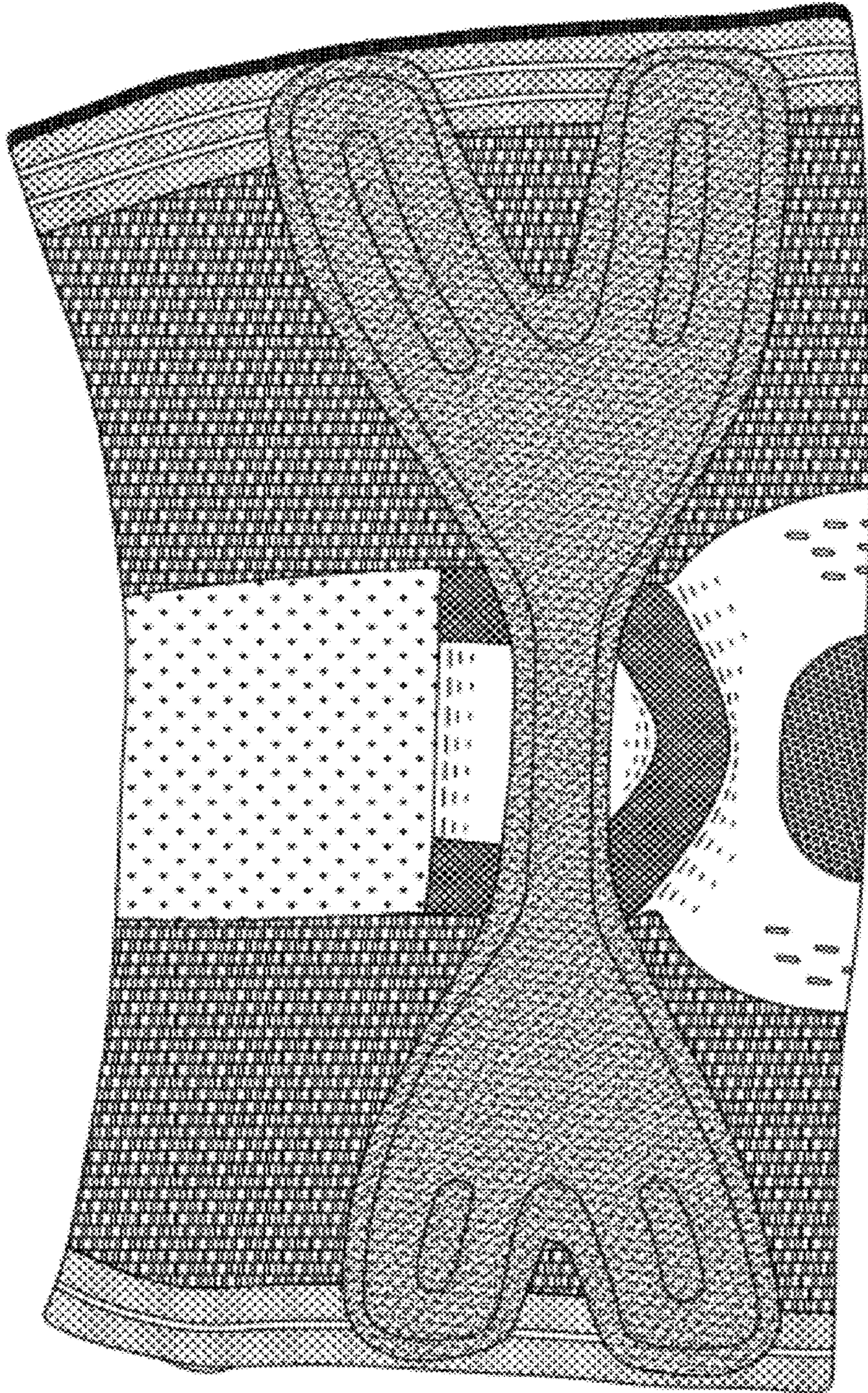


FIG.3

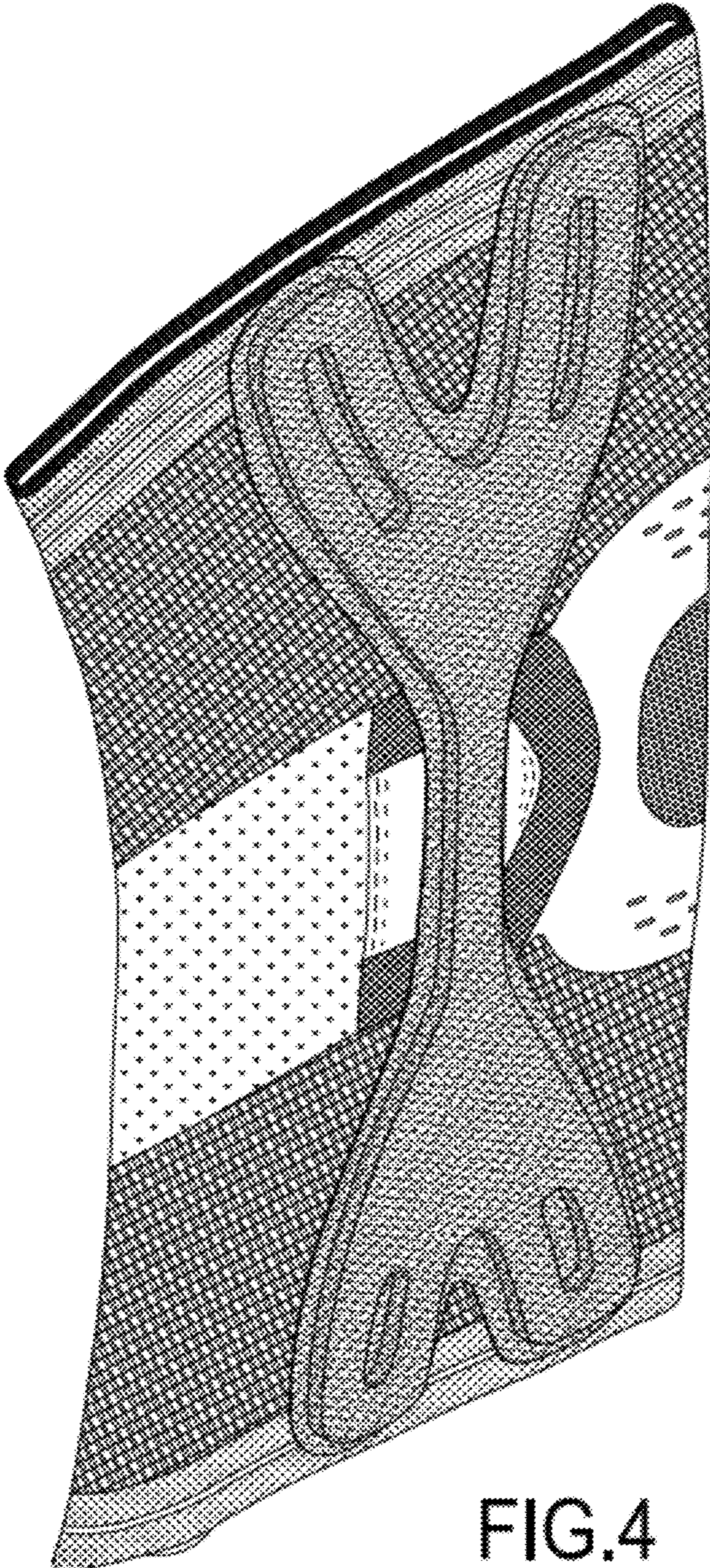


FIG.4

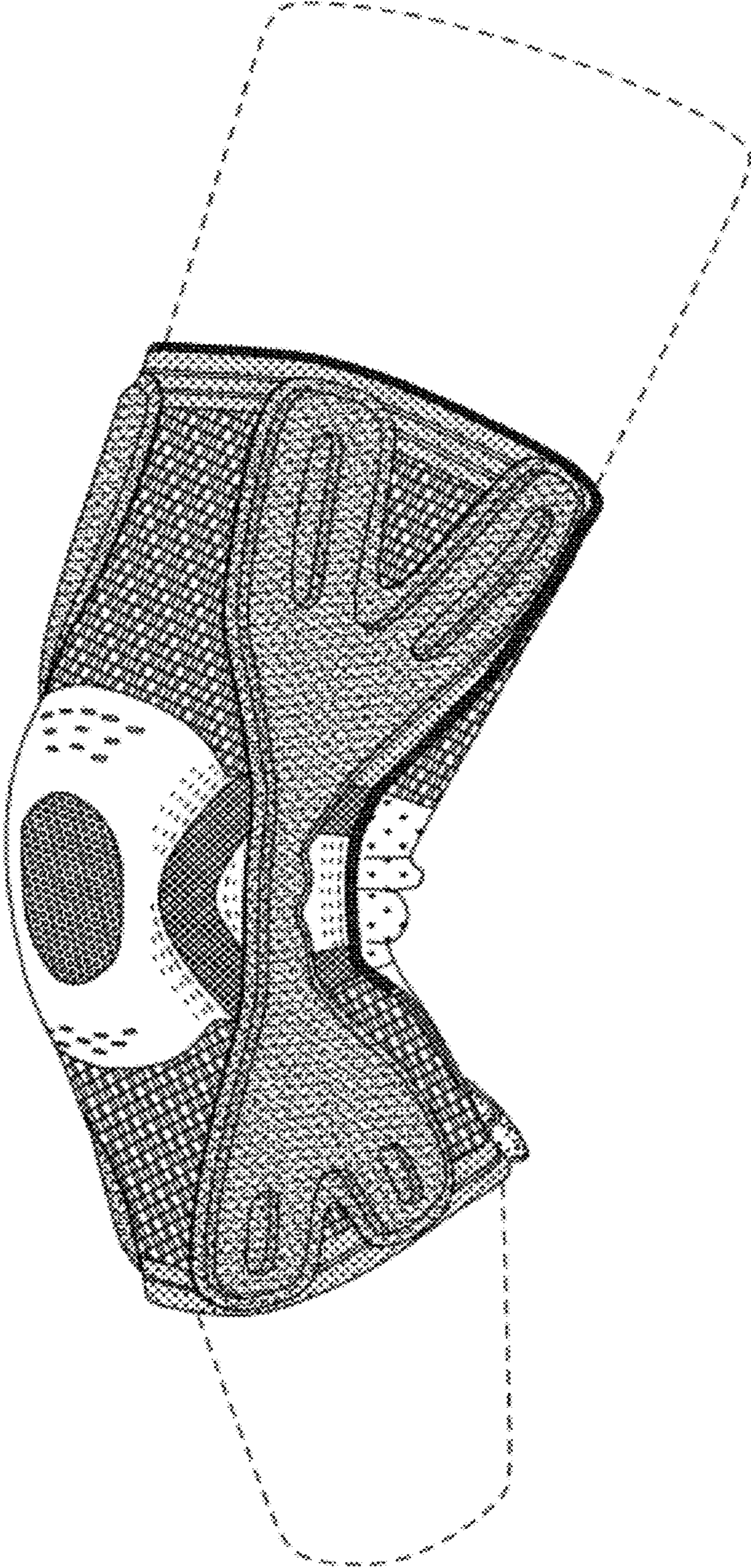


FIG.5