

US00D654168S

(12) **United States Design Patent**
Fischvogt

(10) **Patent No.:** **US D654,168 S**

(45) **Date of Patent:** **** Feb. 14, 2012**

(54) **BLADELESS OBTURATOR MEMBER**

(75) Inventor: **Gregory Fischvogt**, Hamden, CT (US)

(73) Assignee: **Tyco Healthcare Group LP**, New Haven, CT (US)

(**) Term: **14 Years**

(21) Appl. No.: **29/375,336**

(22) Filed: **Sep. 21, 2010**

(51) **LOC (9) Cl.** **26-02**

(52) **U.S. Cl.** **D24/146**

(58) **Field of Classification Search** D24/147,
D24/146, 130; 606/181, 182, 184, 185, 134,
606/167, 170; 604/164.01, 164.07, 264,
604/506, 27, 272; 600/567; D19/55, 36,
D19/41-51

See application file for complete search history.

(56) **References Cited**

U.S. PATENT DOCUMENTS

3,760,810	A	9/1973	Van Hoorn	
4,644,952	A *	2/1987	Patipa et al.	606/167
4,712,536	A *	12/1987	Hawks	600/184
4,878,485	A	11/1989	Adair	
D320,857	S *	10/1991	Tompkins et al.	D24/146
5,169,397	A	12/1992	Sakashita et al.	
5,250,068	A	10/1993	Ideguchi et al.	
5,271,380	A	12/1993	Riek et al.	
5,290,276	A	3/1994	Sewell, Jr.	
5,308,336	A	5/1994	Hart et al.	
5,314,417	A	5/1994	Stephens et al.	
5,334,150	A	8/1994	Kaali	
5,354,302	A	10/1994	Ko	
5,376,076	A	12/1994	Kaali	
5,380,291	A	1/1995	Kaali	
5,385,553	A	1/1995	Hart et al.	
5,385,572	A	1/1995	Nobles et al.	
5,431,151	A	7/1995	Riek et al.	
5,441,041	A	8/1995	Sauer et al.	

5,445,142	A	8/1995	Hassler, Jr. et al.	
5,467,762	A	11/1995	Sauer et al.	
5,522,833	A *	6/1996	Stephens et al.	606/185

(Continued)

FOREIGN PATENT DOCUMENTS

EP 0664992 8/1995

(Continued)

Primary Examiner — Ian Simmons

Assistant Examiner — Carissa C Fitts

(57) **CLAIM**

The ornamental design for a bladeless obturator member, as shown and described.

DESCRIPTION

FIG. 1 is a front perspective view of an bladeless obturator member shown attached to a distal end of a trocar in accordance with an embodiment of the present design;

FIG. 2 is perspective view of the bladeless obturator member of FIG. 1;

FIG. 3 is a top plan view of the bladeless obturator member of FIG. 1, the bottom plan view being a mirror image of the top plan view;

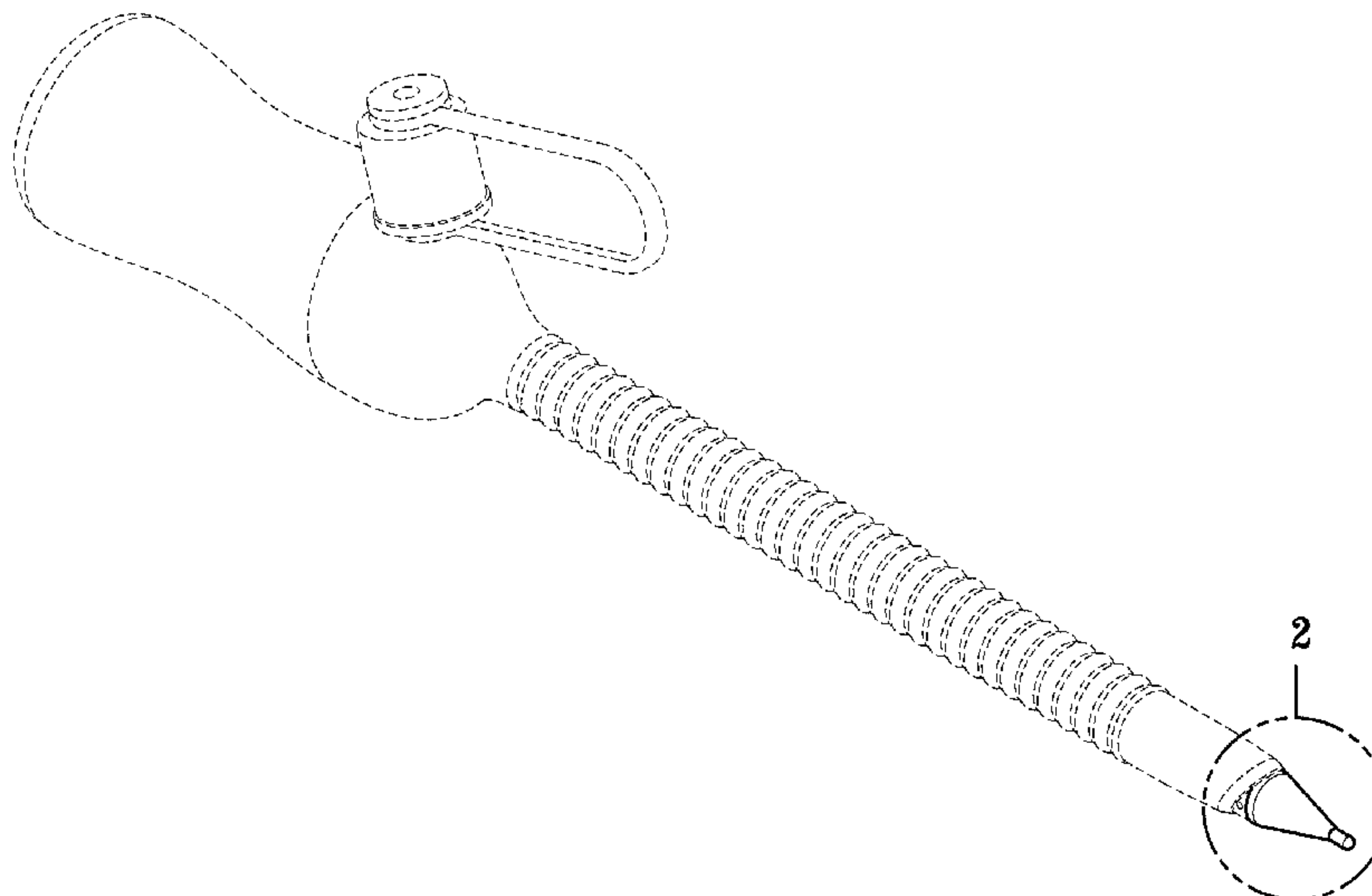
FIG. 4 is a proximal end view of the bladeless obturator member of FIG. 1 viewed from the proximal end of the bladeless obturator member looking toward the distal end of the bladeless obturator member;

FIG. 5 is a distal end view of the bladeless obturator member of FIG. 1 viewed from the distal end of the bladeless obturator member looking toward the proximal end of the bladeless obturator member; and,

FIG. 6 is a right side elevation view of the bladeless obturator member of FIG. 1, the left side elevation view being a mirror image of the right side elevation view.

In FIGS. 1-6, the features of the bladeless obturator member shown in phantom lines are for illustrative purposes only and do not constitute a part of the claimed design.

1 Claim, 3 Drawing Sheets



US D654,168 S

Page 2

U.S. PATENT DOCUMENTS

5,551,947	A	9/1996	Kaali	
5,558,452	A *	9/1996	Oka et al.	401/6
5,562,696	A	10/1996	Nobles et al.	
5,569,160	A	10/1996	Sauer et al.	
5,569,291	A	10/1996	Privitera et al.	
5,569,292	A	10/1996	Scwemberger et al.	
5,591,192	A	1/1997	Privitera et al.	
5,609,562	A	3/1997	Kaali	
5,632,717	A	5/1997	Yoon	
5,658,236	A	8/1997	Sauer et al.	
5,658,306	A	8/1997	Kieturakis et al.	
5,662,673	A	9/1997	Kieturakis	
5,674,184	A	10/1997	Hassler, Jr.	
5,685,820	A	11/1997	Riek et al.	
5,709,671	A	1/1998	Stephens et al.	
5,720,761	A	2/1998	Kaali	
5,772,678	A *	6/1998	Thomason et al.	606/185
5,776,112	A	7/1998	Stephens et al.	
5,797,944	A	8/1998	Nobles et al.	
5,817,061	A	10/1998	Goodwin et al.	
5,860,996	A	1/1999	Urban et al.	
5,980,549	A	11/1999	Chin	
RE36,434	E	12/1999	Hamlin et al.	
6,007,481	A	12/1999	Riek et al.	
6,203,557	B1	3/2001	Chin	
6,206,823	B1	3/2001	Kolata et al.	
D452,274	S *	12/2001	Keda	D19/51
D455,783	S *	4/2002	Melnick	D19/42
6,478,806	B2	11/2002	McFarlane	
6,685,630	B2	2/2004	Sauer et al.	
6,830,578	B2	12/2004	O'Heeron et al.	
6,835,201	B2	12/2004	O'Heeron et al.	
6,884,253	B1	4/2005	McFarlane	
6,960,164	B2	11/2005	O'Heeron	

D517,694	S *	3/2006	Wilshire et al.	D24/146
7,023,423	B2	4/2006	Rosenberg	
7,041,115	B2	5/2006	Mirza et al.	
7,074,180	B2	7/2006	Bertolero et al.	
7,320,694	B2	1/2008	O'Heeron	
7,322,933	B2	1/2008	Sauer et al.	
D568,394	S *	5/2008	Maruyama	D19/55
7,470,230	B2	12/2008	Smith et al.	
D589,616	S *	3/2009	Carter	D24/146
D589,617	S *	3/2009	Carter	D24/146
7,637,896	B2 *	12/2009	Voegele et al.	604/264
7,758,603	B2 *	7/2010	Taylor et al.	606/185
7,947,058	B2 *	5/2011	Kahle et al.	606/190
2002/0143236	A1	10/2002	Sauer et al.	
2002/0183775	A1 *	12/2002	Tsonton et al.	606/185
2003/0045834	A1 *	3/2003	Wing et al.	604/161
2004/0015182	A1	1/2004	Kieturakis et al.	
2005/0065543	A1	3/2005	Kahle et al.	
2005/0251191	A1 *	11/2005	Taylor et al.	606/190
2005/0261717	A1	11/2005	Sauer et al.	
2006/0079925	A1	4/2006	Kerr	
2006/0224174	A1	10/2006	Smith et al.	
2007/0016237	A1 *	1/2007	Smith	606/170
2007/0276191	A1	11/2007	Selover et al.	
2008/0009894	A1	1/2008	Smith	
2008/0300617	A1 *	12/2008	Smith	606/191

FOREIGN PATENT DOCUMENTS

EP	0684016	11/1995
EP	0815796	1/1998
EP	1994897	11/2008
WO	9513751	5/1995
WO	2004002337	1/2004

* cited by examiner

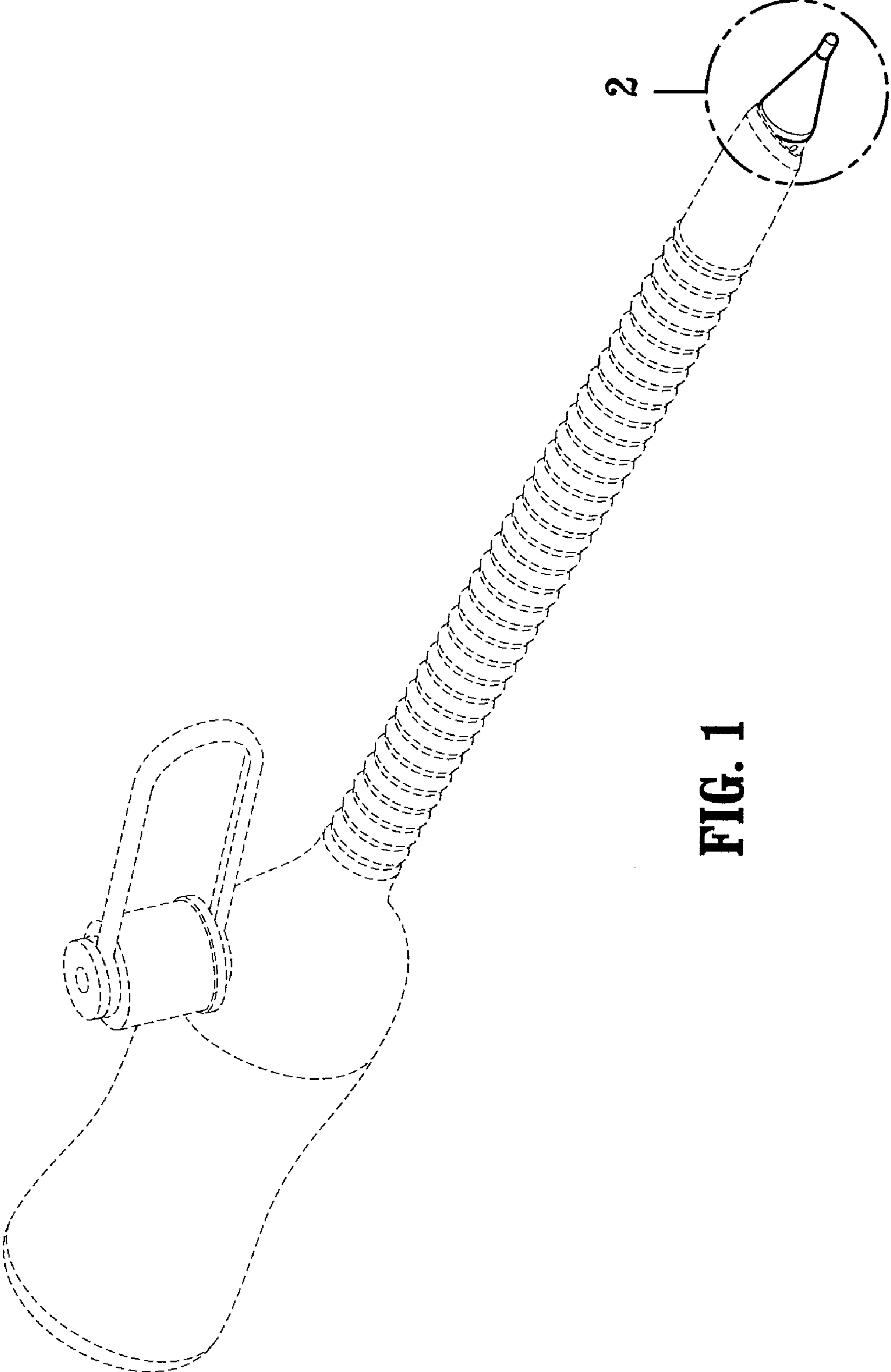


FIG. 1

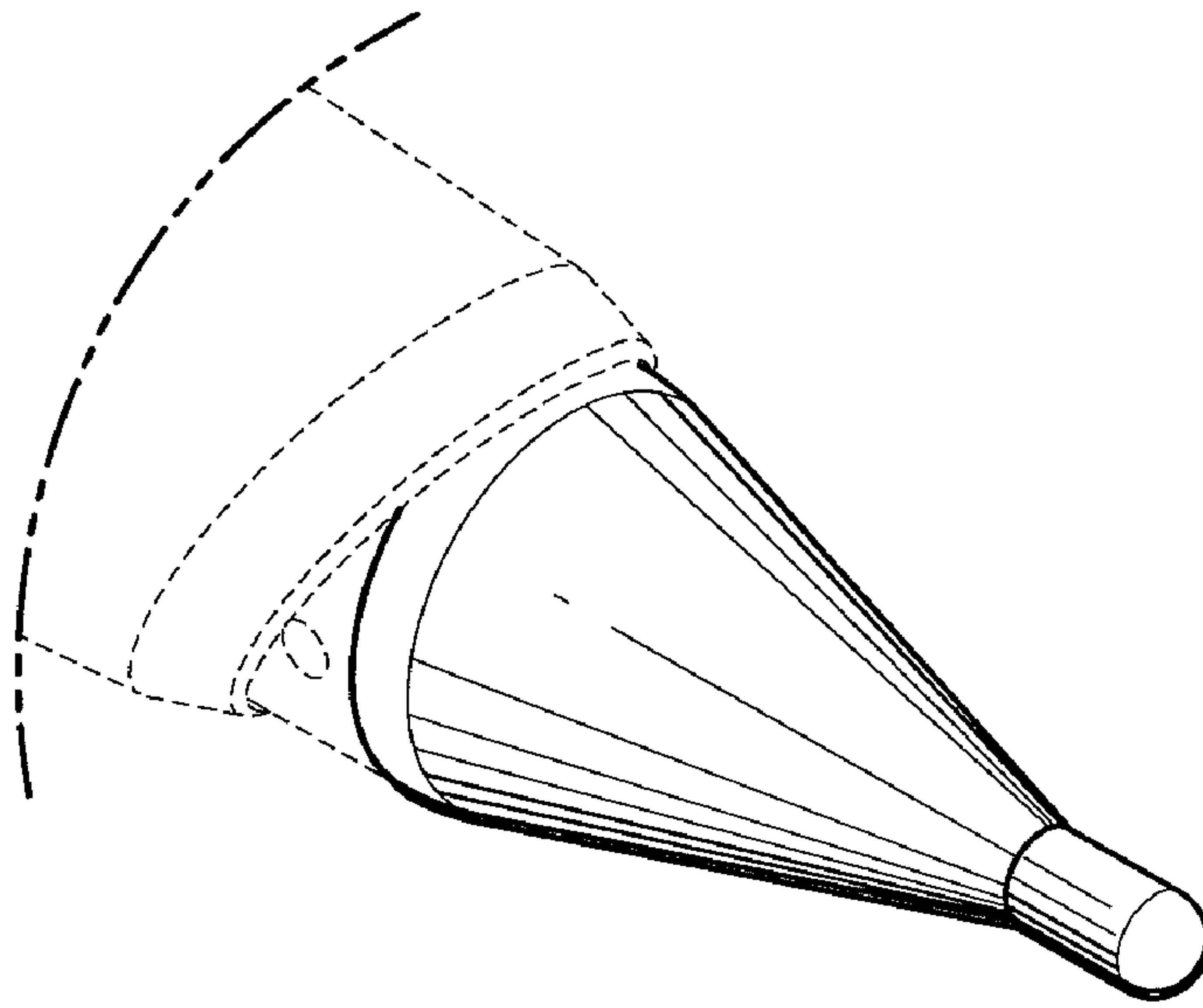


FIG. 2

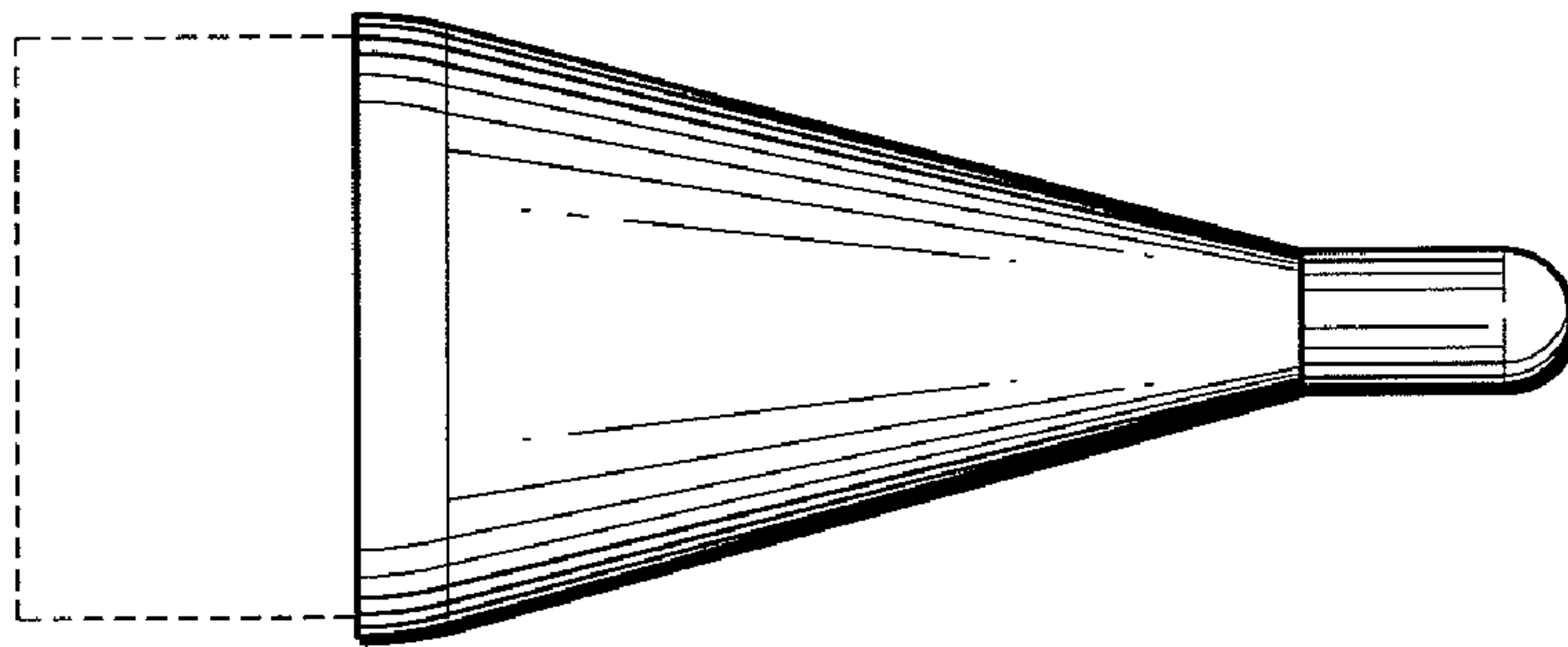


FIG. 3

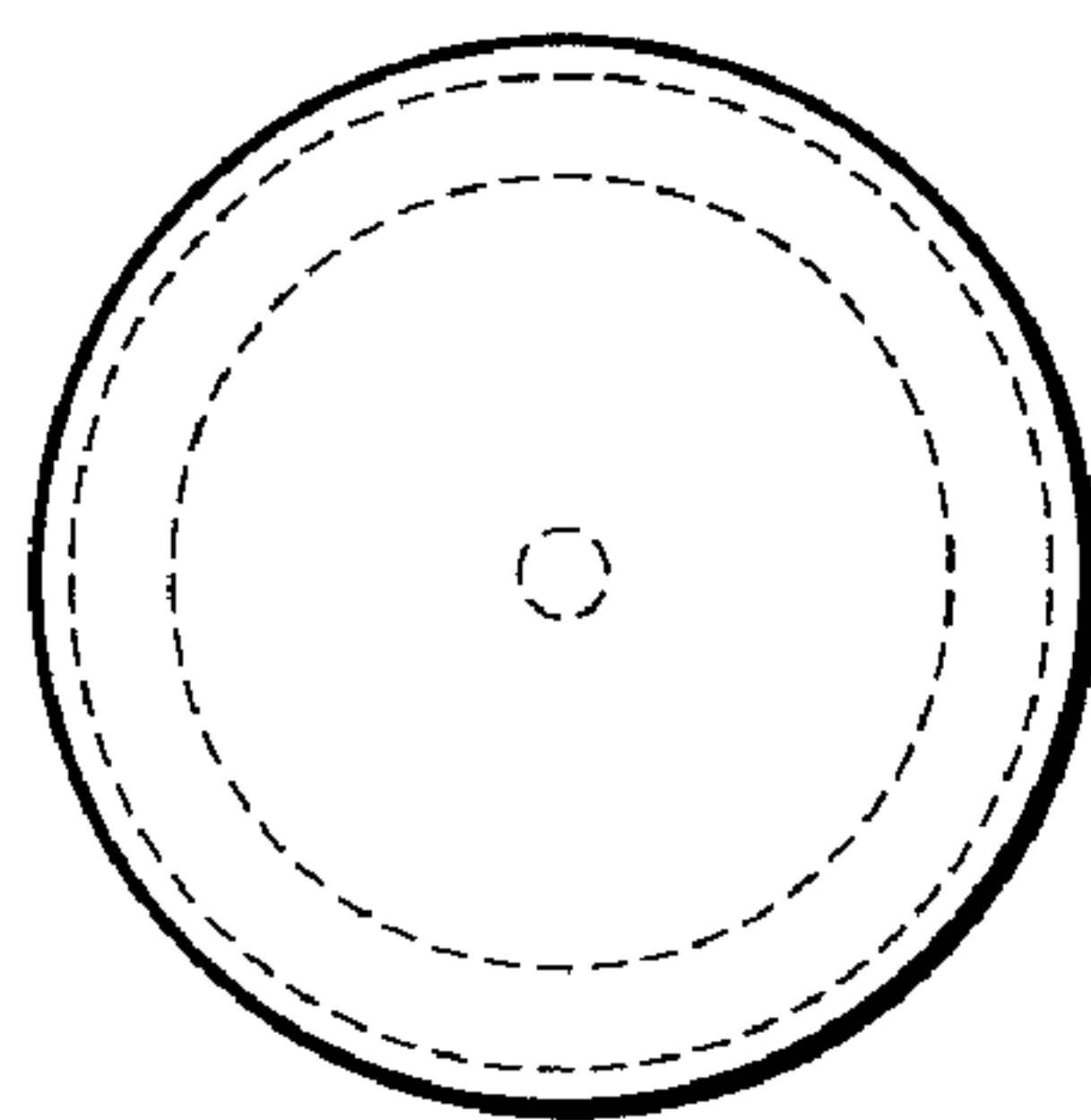


FIG. 4

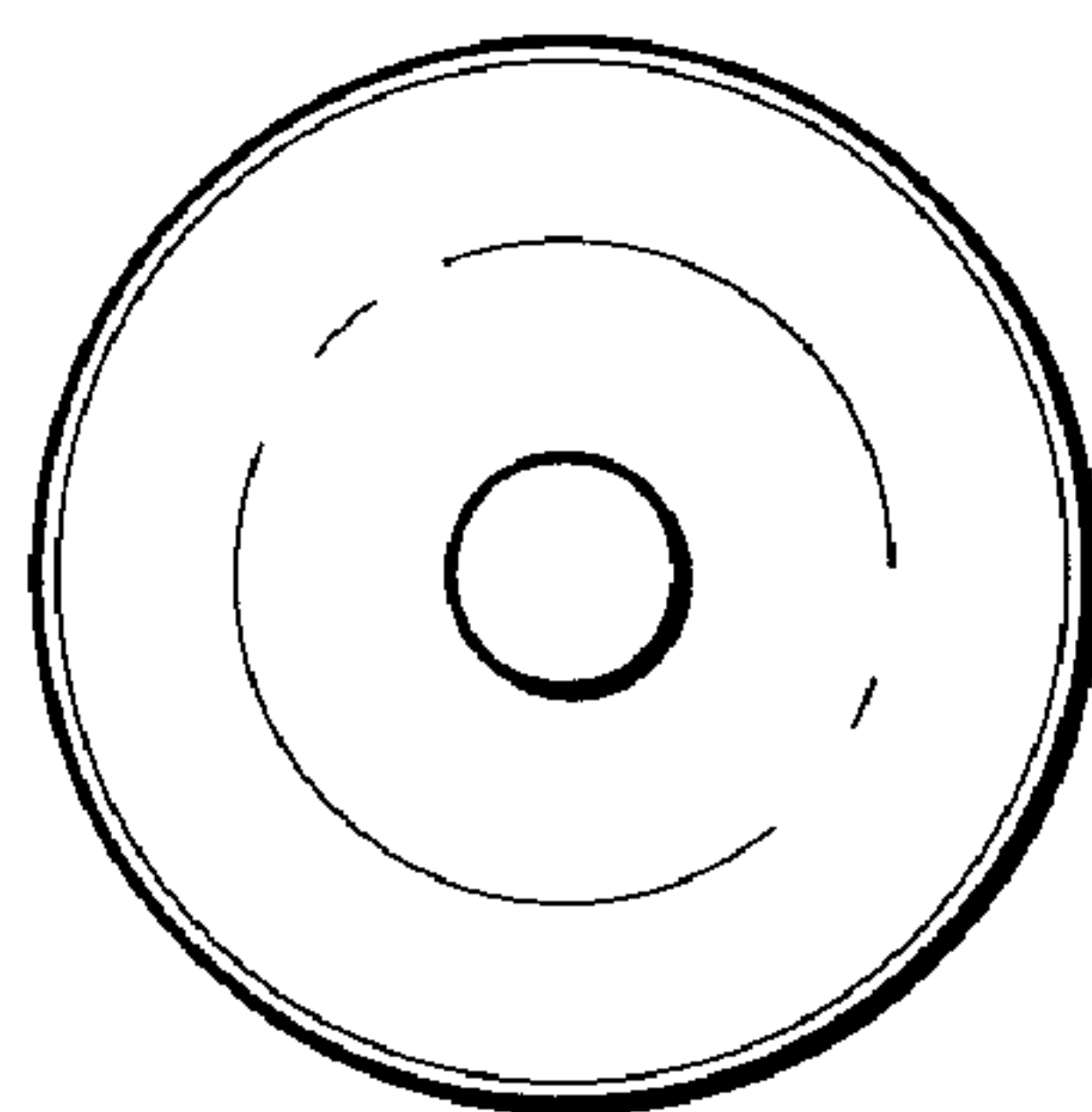


FIG. 5

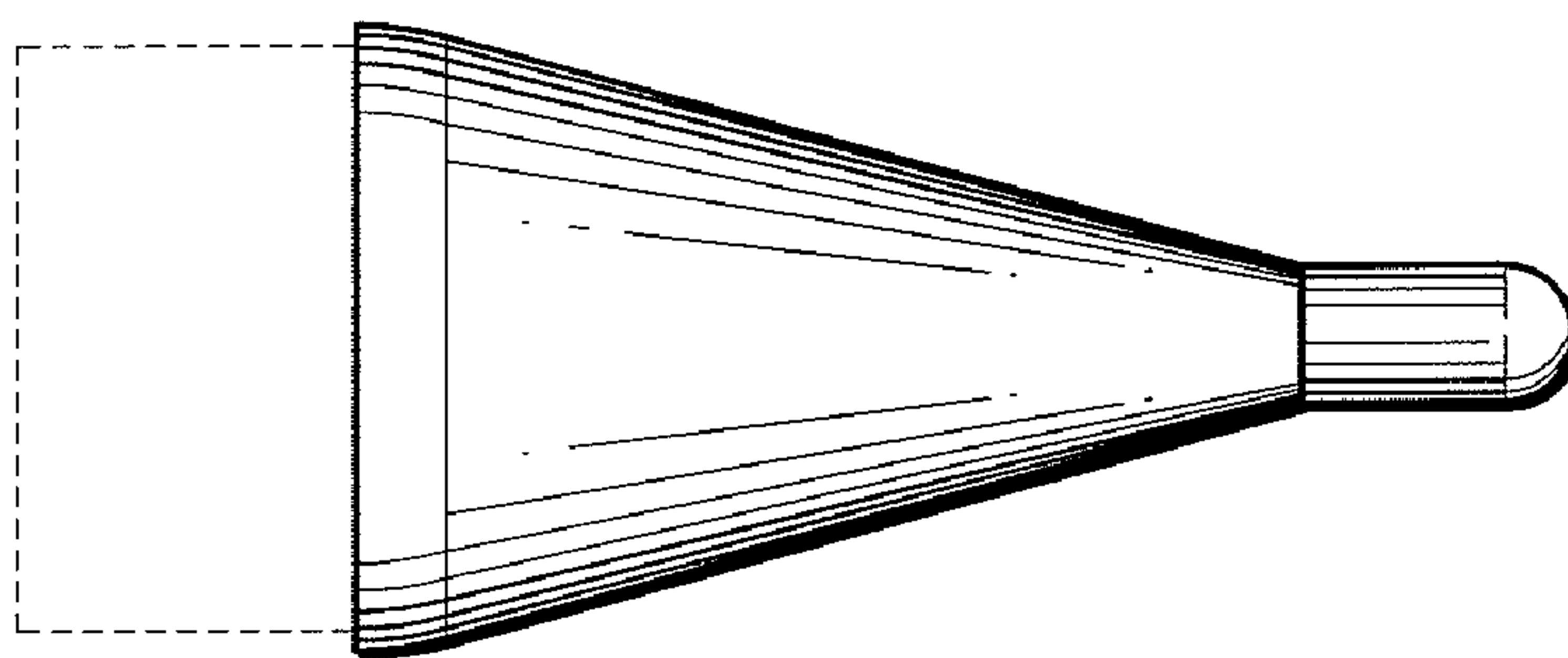


FIG. 6